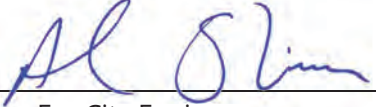




**ENGINEER OF WORK**

The engineering Specifications and Special Provisions contained herein have been prepared by or under the direction of the following Registered Engineer:

  
\_\_\_\_\_  
For City Engineer

12/26/2023  
\_\_\_\_\_  
Date

Seal:





## TABLE OF CONTENTS

SECTION	PAGE
1. REQUIRED DOCUMENTS SCHEDULE.....	4
2. NOTICE INVITING BIDS.....	6
3. INSTRUCTIONS TO BIDDERS .....	9
4. PERFORMANCE AND PAYMENT BONDS .....	19
5. ATTACHMENTS:	
A. SCOPE OF WORK.....	22
B. PHASED FUNDING PROVISIONS .....	24
C. EQUAL OPPORTUNITY CONTRACTING PROGRAM .....	28
D. PREVAILING WAGE.....	49
E. SUPPLEMENTARY SPECIAL PROVISIONS.....	54
1. Appendix A - Notice of Exemption .....	71
2. Appendix B - Fire Hydrant Meter Program .....	74
3. Appendix C - Materials Typically Accepted by Certificate of Compliance.....	88
4. Appendix D - Sample City Invoice with Cash Flow Forecast.....	90
5. Appendix E - Location Map .....	93
6. Appendix F - Adjacent Project Map .....	95
7. Appendix G - Advanced Metering Infrastructure (AMI) Device Protection .....	97
8. Appendix H - Rehabilitation Data Collection – Sample Sewer Mains, Laterals and Manholes Data Templates .....	104
9. Appendix I - Sample of Public Notice .....	108
10. Appendix J - Plan Development for Lake Murray Improvements 3 .....	110
11. Appendix K - Standard Drawings (SPO).....	167
F. IN-USE OFF-ROAD DIESEL FUELED FLEET REGULATION (OFF-ROAD REGULATION) COMPLIANCE (CARB).....	187
G. CONTRACT AGREEMENT .....	191
6. CERTIFICATIONS AND FORMS.....	194

## REQUIRED DOCUMENTS SCHEDULE DURING BIDDING AND AWARDING

The Bidder's attention is directed to the City's Municipal Code §22.0807(d)(2) for important information regarding grounds for debarment for failure to submit required documentation.

The specified Equal Opportunity Contracting Program (EOCP) forms are available for download from the City's web site at:

<http://www.sandiego.gov/eoc/forms/index.shtml>

ITEM	DOCUMENT TO BE SUBMITTED	WHEN DUE	FROM
1.	Bid Bond (PDF via PlanetBids)	At Time of Bid	ALL BIDDERS
2.	Contractors Certification of Pending Actions	At Time of Bid	ALL BIDDERS
3.	Mandatory Disclosure of Business Interests	At Time of Bid	ALL BIDDERS
4.	Debarment and Suspension Certification for Prime Contractors	At Time of Bid	ALL BIDDERS
5.	Debarment and Suspension Certification for Subcontractors, Suppliers & Mfgs	At Time of Bid	ALL BIDDERS
6.	Bid Bond (Original)	By 5PM 1 working day after bid opening	ALL BIDDERS
7.	SLBE Good Faith Effort Documentation	By 5 PM 3 working days after bid opening	ALL BIDDERS
8.	Form AA60 – List of Work Made Available	By 5 PM 3 working days after bid opening with Good Faith Effort (GFE) documentation	ALL BIDDERS
9.	Phased Funding Schedule Agreement	Within 10 working days of the Notice of Intent to Award	AWARDED BIDDER
10.	If the Contractor is a Joint Venture: <ul style="list-style-type: none"> <li>• Joint Venture Agreement</li> <li>• Joint Venture License</li> </ul>	Within 10 working days of receipt by bidder of contract forms	AWARDED BIDDER

ITEM	DOCUMENT TO BE SUBMITTED	WHEN DUE	FROM
11.	Payment & Performance Bond: Certificates of Insurance & Endorsements	Within 10 working days of receipt by bidder of contract forms and NOI	AWARDED BIDDER
12.	In-Use Off-Road Diesel Fueled Fleet Regulation (OFF-ROAD REGULATION) Compliance	Within 10 working days of receipt by bidder of contract forms and NOI	AWARDED BIDDER
13.	Signed Contract Agreement Page	Within 3 working days of receipt by bidder of Contract Agreement	AWARDED BIDDER
14.	Listing of "Other Than First Tier" Subcontractors	Within 10 working days of receipt by bidder of contract forms	AWARDED BIDDER

## NOTICE INVITING BIDS

1. **SUMMARY OF WORK:** This is the City of San Diego's (City) solicitation process to acquire Construction services for **Lake Murray Improvements 3**. For additional information refer to Attachment A.
2. **FULL AND OPEN COMPETITION:** This solicitation is subject to full and open competition and may be bid by Contractors on the City's approved Prequalified Contractors List. For information regarding the Contractors Prequalified list visit the City's web site: <http://www.sandiego.gov>.
3. **ESTIMATED CONSTRUCTION COST:** The City's estimated construction cost for this project is **\$4,220,000**.
4. **BID DUE DATE AND TIME ARE: February 22, 2024 at 2:00 PM.**
5. **PREVAILING WAGE RATES APPLY TO THIS CONTRACT:** Refer to Attachment D.
6. **LICENSE REQUIREMENT:** To be eligible for award of this contract, Prime contractor must possess the following licensing classification: **A or C-34**.
7. **SUBCONTRACTING PARTICIPATION PERCENTAGES:** Subcontracting participation percentages apply to this contract.
  - 7.1. The City has incorporated **mandatory** SLBE-ELBE subcontractor participation percentages to enhance competition and maximize subcontracting opportunities. For the purpose of achieving the mandatory subcontractor participation percentages, a recommended breakdown of the SLBE and ELBE subcontractor participation percentages based upon certified SLBE and ELBE firms has also been provided to achieve the mandatory subcontractor participation percentages:

1. SLBE participation	<b>5.7%</b>
2. ELBE participation	<b>9.6%</b>
3. Total mandatory participation	<b>15.3%</b>
  - 7.2. The current list of Certified SLBE/ELBE Firms to be used for outreach for this project is posted to the Documents tab on Planetbids.
  - 7.3. The Bid may be declared non-responsive if the Bidder fails to meet the following requirements:
    - 7.3.1. Include SLBE-ELBE certified subcontractors at the overall mandatory participation percentage identified in this document; OR
    - 7.3.2. Submit Good Faith Effort (GFE) documentation, saved in searchable Portable Document Format (PDF), demonstrating the Bidder made a good faith effort to conduct outreach to and include SLBE-ELBE Subcontractors

as required in this solicitation by 5 PM 3 Working Days after the Bid opening if the overall mandatory participation percentage is not met.

**All submittals in searchable PDF shall be submitted electronically within the prescribed time identified in the contract documents via PlanetBids by invitation to the point of contact named in the bid provided by the Contract Specialist to all bidders.**

## 8. PRE-BID MEETING:

### 8.1. ONLINE PRE-BID MEETING:

Prospective Bidders are **Encouraged** to attend the Pre-Bid Meeting.

The Pre-Bid Meeting will be held on **Wednesday, January 24, 2024**, at **11:00 AM (PDT)** at:

### **Microsoft Teams Meeting:**

**Join on your computer, mobile app or room device.**

[Click here to join the meeting](#)

**Meeting ID: 299 996 075 737**

**Passcode: oTxc7k**

[Download Teams](#) | [Join on the web](#)

**Or call in (audio only)**

**+1 # +1 945-468-5511, 597213578#** United States, Los Angeles

**Phone Conference ID: # 597 213 578#**

[Find a local number](#) | [Reset PIN](#)

[Learn More](#) | [Meeting options](#)

**Please Note:** You will need to join the meeting with a computer, tablet or smartphone with the **Microsoft Teams** in order to sign in via the Chat feature as attendance at the meeting will be evidenced by the Chat sign-in. The Chat feature will also be used for attendees to ask any questions.

The purpose of the meeting is to discuss the scope of the Project, submittal requirements, and any Equal Opportunity Contracting Program requirements and reporting procedures.

Upon entering the meeting, all attendees must use the chat feature to sign in with the following information: Name of firm, Attendee's name, Phone number and Email address.

## 9. AWARD PROCESS:

**9.1.** The Award of this contract is contingent upon the Contractor's compliance with all conditions of Award as stated within these documents and within the Notice of Intent to Award.

**9.2.** Upon acceptance of bids and determination of the apparent low bidder, the City will prepare the contract documents for execution within approximately 21 days of

the date of the bid opening. The City will then award the contract upon receipt of properly signed Contract, bonds, and insurance documents.

- 9.3. This contract will be deemed executed and effective only upon the signing of the Contract by the Mayor or his designee and approval as to form by the City Attorney's Office.
- 9.4. The low Bid will be determined by the Base Bid.
- 9.5. Once the low Bid has been determined, the City may, at its sole discretion, award the contract for the Base Bid alone.

**10. SUBMISSION OF QUESTIONS:**

10.1. The Director (or Designee) of the Purchasing & Contracting Department is the officer responsible for opening, examining, and evaluating the competitive Bids submitted to the City for the acquisition, construction and completion of any public improvement except when otherwise set forth in these documents. Any questions related to this solicitation shall be submitted to:

[RRiego@sandiego.gov](mailto:RRiego@sandiego.gov)

- 10.2. Questions received less than 14 days prior to the date for opening of Bids may not be considered.
- 10.3. Questions or clarifications deemed by the City to be material shall be answered via issuance of an addendum and posted to the City's online bidding service.
- 10.4. Only questions answered by formal written addenda shall be binding. Oral and other interpretations or clarifications shall be without legal effect. It is the Bidder's responsibility to be informed of any addenda that have been issued and to include all such information in its Bid.

**11. PHASED FUNDING:** This contract may be subject to phased funding, for Conditions, see Attachment B.

## INSTRUCTIONS TO BIDDERS

### 1. PREQUALIFICATION OF CONTRACTORS:

- 1.1. Contractors submitting a Bid must be pre-qualified for the total amount proposed, including all alternate items, prior to the date of submittal. Bids from contractors who have not been pre-qualified as applicable and Bids that exceed the maximum dollar amount at which contractors are pre-qualified may be deemed **non-responsive** and ineligible for award.
- 1.2. The completed application must be submitted online no later than 2 weeks prior to the bid opening.
- 1.3. **Joint Venture Bidders Cumulative Maximum Bidding Capacity:** For projects with an engineer's estimate of \$30,000,000 or greater, Joint Ventures submitting bids may be deemed responsive and eligible for award if the cumulative maximum bidding capacity of the individual Joint Venture entities is equal to or greater than the total amount proposed.
  - 1.3.1. Each of the entities of the Joint Venture must have been previously prequalified at a minimum of \$15,000,000.
  - 1.3.2. Bids submitted with a total amount proposed of less than \$30,000,000 are not eligible for Cumulative Maximum Bidding Capacity prequalification. To be eligible for award in this scenario, the Joint Venture itself or at least one of the Joint Venture entities must have been prequalified for the total amount proposed.
  - 1.3.3. Bids submitted by Joint Ventures with a total amount proposed of \$30,000,000 or greater on a project with an engineer's estimate of less than \$30,000,000 are not eligible for Cumulative Maximum Bidding Capacity prequalification.
  - 1.3.4. The Joint Venture designated as the Apparent Low Bidder shall provide evidence of its corporate existence and furnish good and approved bonds in the name of the Joint Venture within 14 Calendar Days of receipt by the Bidder of a form of contract for execution.
- 1.4. Complete information and links to the on-line prequalification application are available at:  
<http://www.sandiego.gov/cip/bidopps/prequalification>
- 1.5. Due to the City's responsibility to protect the confidentiality of the contractors' information, City staff will not be able to provide information regarding contractors' prequalification status over the telephone. Contractors may access real-time information about their prequalification status via their vendor profile on [PlanetBids](#).  
[TM](#)

2. **ELECTRONIC FORMAT RECEIPT AND OPENING OF BIDS:** Bids will be received in electronic format (eBids) EXCLUSIVELY at the City of San Diego's electronic bidding (eBidding) site, at: <http://www.sandiego.gov/cip/bidopps/> and are due by the date, and time shown on the cover of this solicitation.
- 2.1. **BIDDERS MUST BE PRE-REGISTERED** with the City's bidding system and possess a system-assigned Digital ID in order to submit an electronic bid.
- 2.2. The City's bidding system will automatically track information submitted to the site including IP addresses, browsers being used and the URLs from which information was submitted. In addition, the City's bidding system will keep a history of every login instance including the time of login, and other information about the user's computer configuration such as the operating system, browser type, version, and more. Because of these security features, Contractors who disable their browsers' cookies will not be able to log in and use the City's bidding system.
- 2.3. The City's electronic bidding system is responsible for bid tabulations. Upon the bidder's or proposer's entry of their bid, the system will ensure that all required fields are entered. **The system will not accept a bid for which any required information is missing.** This includes all necessary pricing, subcontractor listing(s) and any other essential documentation and supporting materials and forms requested or contained in these solicitation documents.
- 2.4. **BIDS REMAIN SEALED UNTIL BID DEADLINE.** eBids are transmitted into the City's bidding system via hypertext transfer protocol secure (https) mechanism using SSL 128-256 bit security certificates issued from Verisign/Thawte which encrypts data being transferred from client to server. Bids submitted prior to the "Bid Due Date and Time" are not available for review by anyone other than the submitter who has until the "Bid Due Date and Time" to change, rescind or retrieve its proposal should it desire to do so.
- 2.5. **BIDS MUST BE SUBMITTED BY BID DUE DATE AND TIME.** Once the bid deadline is reached, no further submissions are accepted into the system. Once the Bid Due Date and Time has lapsed, bidders, proposers, the general public, and City staff are able to immediately see the results online. City staff may then begin reviewing the submissions for responsiveness, EOCP compliance and other issues. The City may require any Bidder to furnish statement of experience, financial responsibility, technical ability, equipment, and references.
- 2.6. **RECAPITULATION OF THE WORK.** Bids shall not contain any recapitulation of the Work. Conditional Bids may be rejected as being non-responsive. Alternative proposals will not be considered unless called for.
- 2.7. **BIDS MAY BE WITHDRAWN** by the Bidder only up to the bid due date and time.
- 2.7.1. Important Note: Submission of the electronic bid into the system may not be instantaneous. Due to the speed and capabilities of the user's internet



service provider (ISP), bandwidth, computer hardware and other variables, it may take time for the bidder's submission to upload and be received by the City's eBidding system. It is the bidder's sole responsibility to ensure their bids are received on time by the City's eBidding system. The City of San Diego is not responsible for bids that do not arrive by the required date and time.

**2.8. ACCESSIBILITY AND AMERICANS WITH DISABILITIES ACT (ADA) COMPLIANCE:**

To request a copy of this solicitation in an alternative format, contact the Purchasing & Contracting Department, Public Works Division Contract Specialist listed on the cover of this solicitation at least five (5) working days prior to the Bid/Proposal due date to ensure availability.

**3. ELECTRONIC BID SUBMISSIONS CARRY FULL FORCE AND EFFECT:**

**3.1.** The bidder, by submitting its electronic bid, acknowledges that doing so carries the same force and full legal effect as a paper submission with a longhand (wet) signature.

**3.2.** By submitting an electronic bid, the bidder certifies that the bidder has thoroughly examined and understands the entire Contract Documents (which consist of the plans and specifications, drawings, forms, affidavits and the solicitation documents), and that by submitting the eBid as its bid proposal, the bidder acknowledges, agrees to and is bound by the entire Contract Documents, including any addenda issued thereto, and incorporated by reference in the Contract Documents.

**3.3.** The Bidder, by submitting its electronic bid, agrees to and certifies under penalty of perjury under the laws of the State of California, that the certification, forms and affidavits submitted as part of this bid are true and correct.

**3.4.** The Bidder agrees to the construction of the project as described in Attachment "A-Scope of Work" for the City of San Diego, in accordance with the requirements set forth herein for the electronically submitted prices. The Bidder guarantees the Contract Price for a period of 120 days from the date of Bid opening. The duration of the Contract Price guarantee shall be extended by the number of days required for the City to obtain all items necessary to fulfill all conditions precedent.

**4. BIDS ARE PUBLIC RECORDS:** Upon receipt by the City, Bids shall become public records subject to public disclosure. It is the responsibility of the respondent to clearly identify any confidential, proprietary, trade secret or otherwise legally privileged information contained within the Bid. General references to sections of the California Public Records Act (PRA) will not suffice. If the Contractor does not provide applicable case law that clearly establishes that the requested information is exempt from the disclosure requirements of the PRA, the City shall be free to release the information when required in accordance with

the PRA, pursuant to any other applicable law, or by order of any court or government agency, and the Contractor will hold the City harmless for release of this information.

**5. CONTRACTOR REGISTRATION AND ELECTRONIC REPORTING SYSTEM:**

**5.1. Prior** to the Award of the Contract or Task Order, you and your Subcontractors and Suppliers must register with the City's web-based vendor registration and bid management system. For additional information go to:

<http://www.sandiego.gov/purchasing/bids-contracts/vendorreg>

**5.2.** The City may not award the contract until registration of all subcontractors and suppliers is complete. In the event this requirement is not met within the time frame specified in the Notice of Intent to Award letter, the City reserves the right to rescind the Notice of Award / Intent to Award and to make the award to the next responsive and responsible bidder / proposer.

**6. JOINT VENTURE CONTRACTORS:** Provide a copy of the Joint Venture agreement and the Joint Venture license to the City within 14 Calendar Days after receiving the Contract forms.

**7. INSURANCE REQUIREMENTS:**

**7.1.** All certificates of insurance and endorsements required by the contract are to be provided upon issuance of the City's Notice of Intent to Award letter.

**7.2.** Refer to sections 5-4, "INSURANCE" of the Supplementary Special Provisions (SSP) for the insurance requirements which must be met.

**8. REFERENCE STANDARDS:** Except as otherwise noted or specified, the Work shall be completed in accordance with the following standards:

Title	Edition	Document Number
Standard Specifications for Public Works Construction ("The GREENBOOK") <a href="http://www.greenbookspecs.org/">http://www.greenbookspecs.org/</a>	2021	ECPI010122-01
City of San Diego Standard Specifications for Public Works Construction ("The WHITEBOOK")* <a href="https://www.sandiego.gov/ecp/edocref/greenbook">https://www.sandiego.gov/ecp/edocref/greenbook</a>	2021	ECPI010122-02
City of San Diego Standard Drawings* <a href="https://www.sandiego.gov/ecp/edocref/standarddraw">https://www.sandiego.gov/ecp/edocref/standarddraw</a>	2021	ECPI010122-03
Citywide Computer Aided Design and Drafting (CADD) Standards <a href="https://www.sandiego.gov/ecp/edocref/drawings">https://www.sandiego.gov/ecp/edocref/drawings</a>	2018	PWPI010119-04
<a href="https://dot.ca.gov/programs/design/july-2023-ccs-standard-plans-and-standard-specifications">https://dot.ca.gov/programs/design/july-2023-ccs-standard-plans-and-standard-specifications</a>	2023	ECPD092023-05
CALTRANS Standard Plans <a href="https://dot.ca.gov/programs/design/july-2023-ccs-standard-plans-and-standard-specifications">https://dot.ca.gov/programs/design/july-2023-ccs-standard-plans-and-standard-specifications</a>	2023	ECPD092023-06

Title	Edition	Document Number
California Manual on Uniform Traffic Control Devices Revision 7 (CA MUTCD Rev 7) <a href="https://dot.ca.gov/programs/safety-programs/camutcd">https://dot.ca.gov/programs/safety-programs/camutcd</a>	2014	ECPD081023-07
<p><b>NOTE:</b> *Available online under Engineering Documents and References at: <a href="https://www.sandiego.gov/ecp/edocref/">https://www.sandiego.gov/ecp/edocref/</a></p> <p>*Electronic updates to the Standard Drawings may also be found in the link above</p>		

9. **CITY'S RESPONSES AND ADDENDA:** The City, at its discretion, may respond to any or all questions submitted in writing via the City's eBidding web site in the **form of an addendum**. No other responses to questions, oral or written shall be of any force or effect with respect to this solicitation. The changes to the Contract Documents through addenda are made effective as though originally issued with the Bid. The Bidders shall acknowledge the receipt of Addenda at the time of bid submission.
10. **CITY'S RIGHTS RESERVED:** The City reserves the right to cancel the Notice Inviting Bids at any time, and further reserves the right to reject submitted Bids, without giving any reason for such action, at its sole discretion and without liability. Costs incurred by the Bidder(s) as a result of preparing Bids under the Notice Inviting Bids shall be the sole responsibility of each bidder. The Notice Inviting Bids creates or imposes no obligation upon the City to enter a contract.
11. **CONTRACT PRICING:** This solicitation is for a Lump Sum contract with Unit Price provisions as set forth herein. The Bidder agrees to perform construction services for the City of San Diego in accordance with these contract documents for the prices listed below. The Bidder further agrees to guarantee the Contract Price for a period of 120 days from the date of Bid opening. The duration of the Contract Price guarantee may be extended, by mutual consent of the parties, by the number of days required for the City to obtain all items necessary to fulfill all contractual conditions.
12. **SUBCONTRACTOR INFORMATION:**
- 12.1. **LISTING OF SUBCONTRACTORS.** In accordance with the requirements provided in the "Subletting and Subcontracting Fair Practices Act" of the California Public Contract Code, the Bidder shall provide the **NAME** and **ADDRESS** of each Subcontractor who will perform work, labor, render services or who specially fabricates and installs a portion [type] of the work or improvement, in an amount in excess of 0.5% of the Contractor's total Bid. The Bidder shall also state within the description, whether the subcontractor is a **CONSTRUCTOR, CONSULTANT** or **SUPPLIER**. The Bidder shall state the **DIR REGISTRATION NUMBER** for all subcontractors and shall further state within the description, the **PORTION** of the work which will be performed by each subcontractor under this Contract. The Contractor shall list only one Subcontractor for each portion of the Work. The **DOLLAR VALUE** of the total Bid to be performed shall be stated for all subcontractors listed. Failure to comply with this requirement may result in the Bid being rejected as **non-responsive** and ineligible for award. The Bidder's attention is directed to the Special Provisions – Section 3-2, "Self-Performance", which stipulates the percent of the Work to be performed with the Bidders' own forces.

The Bidder shall list all SLBE, ELBE, DBE, DVBE, MBE, WBE, OBE, SDB, WoSB, HUBZone, and SDVOSB Subcontractors for which Bidders are seeking recognition towards achieving any mandatory, voluntary (or both) subcontracting participation goals.

Additionally, pursuant to California Senate Bill 96 and in accordance with the requirements of Labor Code sections 1771.1 and 1725.5, by submitting a bid or proposal to the City, Contractor is certifying that he or she has verified that all subcontractors used on this public work project are registered with the California Department of Industrial Relations (DIR). **The Bidder shall provide the name, address, license number, DIR registration number of any Subcontractor – regardless of tier** - who will perform work, labor, render services or specially fabricate and install a portion [type] of the work or improvement pursuant to the contract.

**12.2. LISTING OF SUPPLIERS.** Any Bidder seeking the recognition of Suppliers of equipment, materials, or supplies obtained from third party Suppliers towards achieving any mandatory or voluntary (or both) subcontracting participation goals shall provide, at a minimum, the **NAME, LOCATION (CITY), DIR REGISTRATION NUMBER** and the **DOLLAR VALUE** of each supplier. The Bidder will be credited up to 60% of the amount to be paid to the Suppliers for materials and supplies unless vendor manufactures or substantially alters materials and supplies, in which case, 100% will be credited. The Bidder is to indicate within the description whether the listed firm is a supplier or manufacturer. If no indication is provided, the listed firm will be credited at 60% of the listed dollar value for purposes of calculating the Subcontractor Participation Percentage.

**12.3. LISTING OF SUBCONTRACTORS OR SUPPLIERS FOR ALTERNATES.** For subcontractors or suppliers to be used on alternate items, bidder shall use the provided **“Subcontractors For Alternates”** form and shall indicate for each alternate subcontract whether it is an additive or deductive alternate; the subcontractor’s name, location, phone number, email address, CA license number, and DIR registration number; whether the subcontractor is a designer, constructor or supplier; the type of work the subcontractor will be performing; and the dollar value of the subcontract for that alternate item. Failure to comply with this requirement may result in the bid being rejected as nonresponsive and ineligible for award.

**13. SUBMITTAL OF “OR EQUAL” ITEMS:** See Section 4-6, “Trade Names” in The WHITEBOOK and as amended in the SSP.

**14. AWARD:**

**14.1.** The Award of this contract is contingent upon the Contractor’s compliance with all conditions precedent to Award.

**14.2.** Upon acceptance of a Bid, the City will prepare contract documents for execution within approximately 21 days of the date of the Bid opening and award the

Contract approximately within 7 days of receipt of properly executed Contract, bonds, and insurance documents.

- 14.3.** This contract will be deemed executed and effective only upon the signing of the Contract by the Mayor or his designee and approval as to form the City Attorney's Office.
- 15. SUBCONTRACT LIMITATIONS:** The Bidder's attention is directed to Standard Specifications for Public Works Construction, Section 3-2, "SELF-PERFORMANCE" in The GREENBOOK and as amended in the SSP which requires the Contractor to self-perform not less than the specified amount. Failure to comply with this requirement shall render the bid **non-responsive** and ineligible for award.
- 16. AVAILABILITY OF PLANS AND SPECIFICATIONS:** Contract Documents may be obtained by visiting the City's website: <http://www.sandiego.gov/cip/>. Plans and Specifications for this contract are also available for review in the office of the City Clerk or Purchasing & Contracting Department, Public Works Division.
- 17. ONLY ONE BID PER CONTRACTOR SHALL BE ACCEPTED:** No person, firm, or corporation shall be allowed to make, file, or be interested in more than one (1) Bid for the same work unless alternate Bids are called for. A person, firm or corporation who has submitted a sub-proposal to a Bidder, or who has quoted prices on materials to a Bidder, is not hereby disqualified from submitting a sub-proposal or quoting prices to other Bidders or from submitting a Bid in its own behalf. Any Bidder who submits more than one bid will result in the rejection of all bids submitted.
- 18. SAN DIEGO BUSINESS TAX CERTIFICATE:** The Contractor and Subcontractors, not already having a City of San Diego Business Tax Certificate for the work contemplated shall secure the appropriate certificate from the City Treasurer, Civic Center Plaza, First floor and submit to the Contract Specialist upon request or as specified in the Contract Documents. Tax Identification numbers for both the Bidder and the listed Subcontractors must be submitted on the City provided forms within these documents.
- 19. BIDDER'S GUARANTEE OF GOOD FAITH (BID SECURITY) FOR DESIGN-BID-BUILD CONTRACTS:**

  - 19.1.** For bids \$250,000 and above, bidders shall submit Bid Security at bid time. Bid Security shall be in one of the following forms: a cashier's check, or a properly certified check upon some responsible bank; or an approved corporate surety bond payable to the City of San Diego for an amount of not less than 10% of the total bid amount.
  - 19.2.** This check or bond, and the monies represented thereby, will be held by the City as a guarantee that the Bidder, if awarded the contract, will in good faith enter into the contract and furnish the required final performance and payment bonds.
  - 19.3.** The Bidder agrees that in the event of the Bidder's failure to execute this contract and provide the required final bonds, the money represented by the cashier's or certified check will remain the property of the City; and the Surety agrees that it will pay to the City the damages, not exceeding the sum of 10% of the amount of the Bid, that the City may suffer as a result of such failure.
  - 19.4.** At the time of bid submission, bidders must upload and submit an electronic PDF copy of the aforementioned bid security. Whether in the form of a cashier's check,

a properly certified check or an approved corporate surety bond payable to the City of San Diego, the bid security must be uploaded to the City's eBidding system. By 5PM, 1 working day after the bid opening date, all bidders must provide the City with the original bid security.

- 19.5.** Failure to submit the electronic version of the bid security at the time of bid submission AND failure to provide the original by 5PM, 1 working day after the bid opening date shall cause the bid to be rejected and deemed **non-responsive**.

Original Bid Bond shall be submitted to:  
Purchasing & Contracting Department, Public Works Division  
1200 3rd Ave., Suite 200, MS 56P  
San Diego, California, 92101  
To the Attention of the Contract Specialist on the Front Page of this solicitation.

**20. AWARD OF CONTRACT OR REJECTION OF BIDS:**

- 20.1.** This contract may be awarded to the lowest responsible and reliable Bidder.
- 20.2.** Bidders shall complete ALL eBid forms as required by this solicitation. Incomplete eBids will not be accepted.
- 20.3.** The City reserves the right to reject any or all Bids, to waive any informality or technicality in Bids received, and to waive any requirements of these specifications as to bidding procedure.
- 20.4.** Bidders will not be released on account of their errors of judgment. Bidders may be released only upon receipt by the City within 3 Working Days of the bid opening, written notice from the Bidder which shows proof of honest, credible, clerical error of a material nature, free from fraud or fraudulent intent; and of evidence that reasonable care was observed in the preparation of the Bid.
- 20.5.** A bidder who is not selected for contract award may protest the award of a contract to another bidder by submitting a written protest in accordance with the San Diego Municipal Code.
- 20.6.** The City of San Diego will not discriminate in the award of contracts with regard to race, religion creed, color, national origin, ancestry, physical handicap, marital status, sex or age.
- 20.7.** Each Bid package properly signed as required by these specifications shall constitute a firm offer which may be accepted by the City within the time specified herein.
- 20.8.** The City reserves the right to evaluate all Bids and determine the lowest Bidder on the basis of the base bid and any proposed alternates or options as detailed herein.

**21. BID RESULTS:**

- 21.1.** The availability of the bids on the City's eBidding system shall constitute the public announcement of the apparent low bidder. In the event that the apparent low bidder is subsequently deemed non-responsive or non-responsible, a notation of such will be made on the eBidding system. The new ranking and apparent low bidder will be adjusted accordingly.

**21.2.** To obtain the bid results, view the results on the City's web site, or request the results by U.S. mail and provide a self-addressed, stamped envelope. If requesting by mail, be sure to reference the bid name and number. The bid tabulations will be mailed to you upon their completion. The results will not be given over the telephone.

**22. THE CONTRACT:**

**22.1.** The Bidder to whom award is made shall execute a written contract with the City of San Diego and furnish good and approved bonds and insurance certificates specified by the City within 14 days after receipt by Bidder of a form of contract for execution unless an extension of time is granted to the Bidder in writing.

**22.2.** If the Bidder takes longer than 14 days to fulfill these requirements, then the additional time taken shall be added to the Bid guarantee. The Contract shall be made in the form adopted by the City, which includes the provision that no claim or suit whatsoever shall be made or brought by Contractor against any officer, agent, or employee of the City for or on account of anything done or omitted to be done in connection with this contract, nor shall any such officer, agent, or employee be liable hereunder.

**22.3.** If the Bidder to whom the award is made fails to enter into the contract as herein provided, the award may be annulled and the Bidder's Guarantee of Good Faith will be subject to forfeiture. An award may be made to the next lowest responsible and reliable Bidder who shall fulfill every stipulation embraced herein as if it were the party to whom the first award was made.

**22.4.** Pursuant to the San Diego City Charter section 94, the City may only award a public works contract to the lowest responsible and reliable Bidder. The City will require the Apparent Low Bidder to (i) submit information to determine the Bidder's responsibility and reliability, (ii) execute the Contract in form provided by the City, and (iii) furnish good and approved bonds and insurance certificates specified by the City within 14 Days, unless otherwise approved by the City, in writing after the Bidder receives notification from the City, designating the Bidder as the Apparent Low Bidder and formally requesting the above mentioned items.

**22.5.** The award of the Contract is contingent upon the satisfactory completion of the above-mentioned items and becomes effective upon the signing of the Contract by the Mayor or designee and approval as to form by the City Attorney's Office. If the Apparent Low Bidder does not execute the Contract or submit required documents and information, the City may award the Contract to the next lowest responsible and reliable Bidder who shall fulfill every condition precedent to award. A corporation designated as the Apparent Low Bidder shall furnish evidence of its corporate existence and evidence that the officer signing the Contract and bond for the corporation is duly authorized to do so.

**23. EXAMINATION OF PLANS, SPECIFICATIONS, AND SITE OF WORK:** The Bidder shall examine carefully the Project Site, the Plans and Specifications, other materials as described in the Special Provisions, Section 3-9, "TECHNICAL STUDIES AND SUBSURFACE DATA", and the proposal forms (e.g., Bidding Documents). The submission of a Bid shall be conclusive evidence that the Bidder has investigated and is satisfied as to the conditions to be encountered, as to the character, quality, and scope of work, the quantities of materials

to be furnished, and as to the requirements of the Bidding Documents Proposal, Plans, and Specifications.

**24. CITY STANDARD PROVISIONS:** This contract is subject to the following standard provisions. See The WHITEBOOK for details.

- 24.1.** The City of San Diego Resolution No. R-277952 adopted on May 20, 1991 for a Drug-Free Workplace.
- 24.2.** The City of San Diego Resolution No. R-282153 adopted on June 14, 1993 related to the Americans with Disabilities Act.
- 24.3.** The City of San Diego Municipal Code §22.3004 for Contractor Standards.
- 24.4.** The City of San Diego's Labor Compliance Program and the State of California Labor Code §§1771.5(b) and 1776.
- 24.5.** Sections 1777.5, 1777.6, and 1777.7 of the State of California Labor Code concerning the employment of apprentices by contractors and subcontractors performing public works contracts.
- 24.6.** The City's Equal Benefits Ordinance (EBO), Chapter 2, Article 2, Division 43 of The San Diego Municipal Code (SDMC).
- 24.7.** The City's Information Security Policy (ISP) as defined in the City's Administrative Regulation 90.63.

**25. PRE-AWARD ACTIVITIES:**

- 25.1.** The contractor selected by the City to execute a contract for this Work shall submit the required documentation as specified herein and in the Notice of Intent to Award. Failure to provide the information as specified may result in the Bid being rejected as **non-responsive**.
- 25.2.** The decision that bid is non-responsive for failure to provide the information required within the time specified shall be at the sole discretion of the City.



**PERFORMANCE BOND, LABOR AND MATERIALMEN'S BOND**  
**FAITHFUL PERFORMANCE BOND AND LABOR AND MATERIALMEN'S BOND:**

Southwest Pipeline and Trenchless Corp., a corporation, as principal, and  
Liberty Mutual Insurance Company, a corporation authorized to do  
business in the State of California, as Surety, hereby obligate themselves, their successors and  
assigns, jointly and severally, to The City of San Diego a municipal corporation in the sum of **FIVE  
MILLION SIXTY TWO THOUSAND TWO HUNDRED TEN DOLLARS AND FIFTY CENTS  
(\$5,062,210.50)** for the faithful performance of the annexed contract, and in the sum of **FIVE  
MILLION SIXTY TWO THOUSAND TWO HUNDRED TEN DOLLARS AND FIFTY CENTS  
(\$5,062,210.50)** for the benefit of laborers and materialmen designated below.

**Conditions:**

If the Principal shall faithfully perform the annexed contract with the City of San Diego, California, then the obligation herein with respect to a faithful performance shall be void; otherwise it shall remain in full force.

If the Principal shall promptly pay all persons, firms and corporations furnishing materials for or performing labor in the execution of this contract, and shall pay all amounts due under the California Unemployment Insurance Act then the obligation herein with respect to laborers and materialmen shall be void; otherwise it shall remain in full force.

The obligation herein with respect to laborers and materialmen shall inure to the benefit of all persons, firms and corporations entitled to file claims under the provisions of Article 2. Claimants, (iii) public works of improvement commencing with Civil Code Section 9100 of the Civil Code of the State of California.

Changes in the terms of the annexed contract or specifications accompanying same or referred to therein shall not affect the Surety's obligation on this bond, and the Surety hereby waives notice of same.

The Surety shall pay reasonable attorney's fees should suit be brought to enforce the provisions of this bond.

The Surety expressly agrees that the City of San Diego may reject any contractor or subcontractor which may be proposed by Surety in fulfillment of its obligations in the event of default by the Principal.

The Surety shall not utilize the Principal in completing the improvements and work specified in the Agreement in the event the City terminates the Principal for default.

PERFORMANCE BOND, LABOR AND MATERIALMEN'S BOND (continued)

THE CITY OF SAN DIEGO

By: Berric Doringo

Print Name: Berric Doringo  
Deputy Director  
Purchasing & Contracting Dept.

Date: May 20, 2024

APPROVED AS TO FORM

Mara W. Elliott, City Attorney  
By: [Signature]

Print Name: Roy Palacios  
Deputy City Attorney

Date: 5/20/24

CONTRACTOR  
Southwest Pipeline and Trenchless Corp.

By: [Signature]

Print Name: Justin Duchaineau

Date: 4/14/24

SURETY  
Liberty Mutual Insurance Company

By: [Signature]  
Noemi Quiroz, Attorney-in-Fact

Print Name: Noemi Quiroz, Attorney-in-Fact

Date: March 20, 2024

790 The City Drive South Suite 200, Orange, CA 92868  
Local Address of Surety

(714) 634-5270  
Local Phone Number of Surety

\$36,746.00  
Premium

024275771  
Bond Number

CALIFORNIA ALL-PURPOSE ACKNOWLEDGMENT

Civil Code § 1189

A notary public or other officer completing this certificate verifies only the identity of the individual who signed the document to which this certificate is attached, and not the truthfulness, accuracy or validity of that document.

State of California )  
 ) ss  
County of Los Angeles )

On 3-20-24, before me, Maria Pena, Notary Public, personally appeared Noemi Quiroz, who proved to me on the basis of satisfactory evidence to be the person(s) whose name(s) is/are subscribed to the within instrument and acknowledged to me that he/she/they executed the same in his/her/their authorized capacity(ies), and that by his/her/their signature(s) on the instrument the person(s), or the entity upon behalf of which the person(s) acted, executed the instrument.

I certify under PENALTY OF PERJURY under the laws of the State of California that the foregoing paragraph is true and correct.

WITNESS my hand and official seal.



Signature: 

Maria Pena, Notary Public

(Seal)



This Power of Attorney limits the acts of those named herein, and they have no authority to bind the Company except in the manner and to the extent herein stated.

Liberty Mutual Insurance Company
The Ohio Casualty Insurance Company
West American Insurance Company

POWER OF ATTORNEY

KNOWN ALL PERSONS BY THESE PRESENTS: That The Ohio Casualty Insurance Company is a corporation duly organized under the laws of the State of New Hampshire, that Liberty Mutual Insurance Company is a corporation duly organized under the laws of the State of Massachusetts, and West American Insurance Company is a corporation duly organized under the laws of the State of Indiana (herein collectively called the "Companies"), pursuant to and by authority herein set forth, does hereby name, constitute and appoint Noemi Quiroz all of the city of Los Angeles, state of CA, its true and lawful attorney-in-fact, with full power and authority hereby conferred to sign, execute and acknowledge the following surety bond:

Principal Name: Southwest Pipeline and Trenchless Corp.
Obligee Name: The City of San Diego
Surety Bond Number: 024275771 Bond Amount: See Bond Form

IN WITNESS WHEREOF, this Power of Attorney has been subscribed by an authorized officer or official of the Companies and the corporate seals of the Companies have been affixed thereto this 20th day of March, 2024.

Liberty Mutual Insurance Company
The Ohio Casualty Insurance Company
West American Insurance Company



By: David M. Carey
David M. Carey, Assistant Secretary

STATE OF PENNSYLVANIA ss
COUNTY OF MONTGOMERY

On this 20th day of March, 2024, before me personally appeared David M. Carey, who acknowledged himself to be the Assistant Secretary of Liberty Mutual Insurance Company, The Ohio Casualty Company, and West American Insurance Company, and that he, as such, being authorized so to do, execute the foregoing instrument for the purposes therein contained by signing on behalf of the corporations by himself as a duly authorized officer.

IN WITNESS WHEREOF, I have hereunto subscribed my name and affixed my notarial seal at Plymouth Meeting, Pennsylvania, on the day and year first above written.



Commonwealth of Pennsylvania - Notary Seal
Teresa Pastella, Notary Public
Montgomery County
My commission expires March 28, 2026
Commission number 1126044
Member, Pennsylvania Association of Notaries

By: Teresa Pastella
Teresa Pastella, Notary Public

This Power of Attorney is made and executed pursuant to and by authority of the following By-laws and Authorizations of The Ohio Casualty Insurance Company, Liberty Mutual Insurance Company, and West American Insurance Company which resolutions are now in full force and effect reading as follows:

ARTICLE IV - OFFICERS: Section 12. Power of Attorney.

Any officer or other official of the Corporation authorized for that purpose in writing by the Chairman or the President, and subject to such limitation as the Chairman or the President may prescribe, shall appoint such attorneys-in-fact, as may be necessary to act in behalf of the Corporation to make, execute, seal, acknowledge and deliver as surety any and all undertakings, bonds, recognizances and other surety obligations. Such attorneys-in-fact, subject to the limitations set forth in their respective powers of attorney, shall have full power to bind the Corporation by their signature and execution of any such instruments and to attach thereto the seal of the Corporation. When so executed, such instruments shall be as binding as if signed by the President and attested to by the Secretary. Any power or authority granted to any representative or attorney-in-fact under the provisions of this article may be revoked at any time by the Board, the Chairman, the President or by the officer or officers granting such power or authority.

ARTICLE XIII - Execution of Contracts: Section 5. Surety Bonds and Undertakings.

Any officer of the Company authorized for that purpose in writing by the chairman or the president, and subject to such limitations as the chairman or the president may prescribe, shall appoint such attorneys-in-fact, as may be necessary to act in behalf of the Company to make, execute, seal, acknowledge and deliver as surety any and all undertakings, bonds, recognizances and other surety obligations. Such attorneys-in-fact, subject to the limitations set forth in their respective powers of attorney, shall have full power to bind the Company by their signature and execution of any such instruments and to attach thereto the seal of the Company. When so executed such instruments shall be as binding as if signed by the president and attested by the secretary.

Certificate of Designation - The President of the Company, acting pursuant to the Bylaws of the Company, authorizes David M. Carey, Assistant Secretary to appoint such attorneys-in-fact as may be necessary to act on behalf of the Company to make, execute, seal, acknowledge and deliver as surety any and all undertakings, bonds, recognizances and other surety obligations.

Authorization - By unanimous consent of the Company's Board of Directors, the Company consents that facsimile or mechanically reproduced signature of any assistant secretary of the Company, wherever appearing upon a certified copy of any power of attorney issued by the Company in connection with surety bonds, shall be valid and binding upon the Company with the same force and effect as though manually affixed.

I, Renee C. Llewellyn, the undersigned, Assistant Secretary, of Liberty Mutual Insurance Company, The Ohio Casualty Insurance Company, and West American Insurance Company do hereby certify that this power of attorney executed by said Companies is in full force and effect and has not been revoked.

IN TESTIMONY WHEREOF, I have hereunto set my hand and affixed the seals of said Companies this 20th day of March, 2024.



By: Renee C. Llewellyn
Renee C. Llewellyn, Assistant Secretary

Not valid for mortgage, note, loan, letter of credit, currency rate, interest rate or residual value guarantees.

For bond and/or Power of Attorney (POA) verification inquiries, please call 610-832-8240 or email HOSUR@libertymutual.com.

## ATTACHMENTS

**ATTACHMENT A**  
**SCOPE OF WORK**

## SCOPE OF WORK

1. **SCOPE OF WORK:** Construction of Lake Murray Improvements 3 consists of the rehabilitation of approximately 26,100 LF existing Vitrified Clay (VC) Sewer Mains, 658 Sewer Laterals and 118 manholes. Installation of 4 external and 5 internal point repairs. Installation of 24 New Sewer Cleanouts and 7 New Sewer manholes. Related work includes associated Sewer Laterals, manholes, and all other work in accordance with these specifications and drawings.
  - 1.1. The Work shall be performed in accordance with:
    - 1.1.1. The Notice Inviting Bids and **Appendix J, Plan Development for Lake Murray Improvements 3**, and **Appendix K, Standard Drawings (SPO)**, inclusive.
2. **LOCATION OF WORK:** The location of the Work is as follows:

See **Appendix E – Location Map**.
3. **CONTRACT TIME:** The Contract Time for completion of the Work, shall be **440 Working Days**.

**ATTACHMENT B**  
**PHASED FUNDING PROVISIONS**



## PHASED FUNDING PROVISIONS

### 1. PRE-AWARD

- 1.1. Within 10 Working Days of the Notice of Intent to Award, the Contractor must contact the Project Manager to discuss fund availability for each phase and shall also submit the following:
  - 1.1.1. Construction Cost Loaded Schedule in accordance with 6-1, "CONSTRUCTION SCHEDULE AND COMMENCEMENT OF THE WORK" and 7-3, "PAYMENT.
- 1.2. Contractor's failure to perform any of the following may result cancelling the award of the Contract:
  - 1.2.1. Meeting with the City's Project Manager to discuss the Phased Funding Schedule.
  - 1.2.2. Agreeing to a Phased Funding Schedule within **thirty** days of meeting with the City's Project Manager.

### 2. POST-AWARD

- 2.1. Do not start any construction activities for the next phase until the Notice to Proceed (NTP) has been issued by the City. The City will issue a separate NTP for each phase.
- 2.2. The City may issue the NTP for a subsequent phase before the completion of the preceding phase.

## PHASED FUNDING SCHEDULE AGREEMENT

The particulars left blank below, such as the total number of phases and the amounts assigned to each phase, will be completed with funding specific information from the Pre-Award Schedule and Construction Cost Loaded Schedule submitted to and approved by the City.

**BID NUMBER:** K-24-2255-DBB-3

**CONTRACT OR TASK TITLE:** Lake Murray Improv. 3

**CONTRACTOR:** Southwest Pipeline and Trenchless Corp

Funding Phase	Phase Description	Phase Start	Phase Finish	Not-to-Exceed Amount
1	Mobilization, Pre-Clean and CCTV, Mainline Cleanout Install. CIPP Sewer Lining. Top Hats. Point Repairs.	NTP	09/30/2024	\$1,000,000
2	Mainline Cleanout Install. CIPP Sewer Lining. Top Hats. Point Repairs. Manhole Installation. Service Lateral Cleanout and Rehabilitation. Paving. Manhole Rehabilitation. Post CCTV.	10/01/2024	NOC	\$4,062,210.50
<b>Contract Total</b>				<b>\$5,062,210.50</b>

**Notes:**

- 1) WHITEBOOK section 7-3.10, "Phased Funding Compensation" applies.
- 2) The total of all funding phases shall be equal to the TOTAL BID PRICE as shown on BID SCHEDULE 1 - PRICES.
- 3) This PHASED FUNDING SCHEDULE AGREEMENT will be incorporated into the CONTRACT and shall only be revised by written modifications to the CONTRACT.

**CITY OF SAN DIEGO**

PRINT NAME: Nabil Batta

**Construction Senior Engineer**

Signature: Nabil Batta

Date: 5/14/2024

PRINT NAME: Alex Sleiman

**Design Senior Engineer**

Signature: Alex Sleiman

Date: 5/14/2024

**CONTRACTOR**

PRINT NAME: Rob Bolger

Title: PM

Signature: Rob Bolger

Date: 5/14/24

**ATTACHMENT C**  
**EQUAL OPPORTUNITY CONTRACTING PROGRAM**

## EQUAL OPPORTUNITY CONTRACTING PROGRAM (EOCP)

### SECTION A - GENERAL REQUIREMENTS

#### A. INTRODUCTION.

1. This document sets forth the following specifications:
  - a) The City's general EOCP requirements for all Construction Contracts.
  - b) Special Provisions for Contracts subject to SLBE and ELBE requirements only.
2. Additional requirements may apply for state or federally funded projects.
3. These requirements shall be included as Contract provisions for all Subcontracts.
4. The City specified forms, instructions, and guides are available for download from the EOCP's web site at: <http://www.sandiego.gov/eoc/forms/index.shtml>

#### B. GENERAL.

1. The City of San Diego promotes equal employment and subcontracting opportunities.
2. The City is committed to ensuring that taxpayer dollars spent on public Contracts are not paid to businesses that practice discrimination in employment or subcontracting.
3. The City encourages all companies seeking to do business with the City to share this commitment.

#### C. DEFINITIONS.

1. For the purpose of these requirements: Terms "Bid" and "Proposal", "Bidder" and "Proposer", "Subcontractor" and "Subconsultant", "Contractor" and "Consultant", "Contractor" and "Prime Contractor", "Consultant" and "Professional Service Provider", "Suppliers" and "Vendors", "Suppliers" and "Dealers", and "Suppliers" and "Manufacturers" may have been used interchangeably.
2. The following definitions apply:
  - a) **Emerging Business Enterprise (EBE)** - A for-profit business that is independently owned and operated; that is not a subsidiary or franchise of another business and whose gross annual receipts do not exceed the amount set by the City Manager and that meets all other criteria set forth in regulations implementing Municipal Code Chapter 2, Article 2, Division 36. The City Manager shall review the threshold amount for EBEs on an annual basis and adjust as necessary to reflect changes in the marketplace.

- b) **Emerging Local Business Enterprise (ELBE)** - A Local Business Enterprise that is also an Emerging Business Enterprise.
- c) **Minority Business Enterprise (MBE)** - A certified business that is at least fifty-one percent (51%) owned by one or more minority individuals, or, in the case of a publicly owned business at least fifty-one percent (51%) of the stock is owned by one or more minority individuals; and (2) whose daily business operations are managed and directed by one or more minorities owners. Minorities include the groups with the following ethnic origins: African, Asian Pacific, Asian Subcontinent, Hispanic, Native Alaskan, Native American, and Native Hawaiian.
- d) **Women Business Enterprise (WBE)** - A certified business that is at least fifty-one percent (51%) owned by a woman or women, or, in the case of a publicly owned business at least fifty-one percent (51%) of the stock is owned by one or more women; and (2) whose daily business operations are managed and directed by one or more women owners.
- e) **Disadvantaged Business Enterprise (DBE)** - a certified business that is at least fifty-one percent (51%) owned by socially and economically disadvantaged individuals, or, in the case of a publicly owned business at least fifty-one percent (51%) of the stock is owned by one or more socially and economically disadvantaged individuals; and (2) whose daily business operations are managed and directed by one or more socially and economically disadvantaged owners.
- f) **Disabled Veteran Business Enterprise (DVBE)** - A certified business that is at least fifty-one percent (51%) owned by one or more disabled veterans; and (2) business operations must be managed and controlled by one or more disabled veterans. Disabled Veteran is a veteran of the U.S. military, naval, or air service; the veteran must have a service-connected disability of at least 10% or more; and the veteran must reside in California.
- g) **Other Business Enterprise (OBE)** - Any business which does not otherwise qualify as a Minority, Woman, Disadvantaged, or Disabled Veteran Business Enterprise.
- h) **Small Business Enterprise (SBE)** - A for-profit business that is independently owned and operated; that is not a subsidiary or franchise of another business and whose gross annual receipts do not exceed the amount set by the City Manager and that meets all other criteria set forth in regulations implementing Municipal Code Chapter 2, Article 2, Division 36. The City Manager shall review the threshold amount for SBEs on an annual basis and adjust as necessary to reflect changes in the marketplace. A business certified as a Micro Business (MB) or a Disabled Veteran Business

Enterprise (DVBE) by the State of California and that has provided proof of such certification to the City Manager shall be deemed to be an SBE.

- i) **Small Local Business Enterprise (SLBE)** - A Local Business Enterprise that is also a Small Business Enterprise.

**D. CITY'S EQUAL OPPORTUNITY COMMITMENT.**

**1. Nondiscrimination in Contracting Ordinance.**

- a) You, your Subcontractors, and Suppliers shall comply with the requirements of the City's Nondiscrimination in Contracting Ordinance, San Diego Municipal Code §§22.3501 through 22.3517.

You shall not discriminate on the basis of race, gender, gender expression, gender identity, religion, national origin, ethnicity, sexual orientation, age, or disability in the solicitation, selection, hiring, or treatment of subcontractors, vendors, or suppliers. You shall provide equal opportunity for Subcontractors to participate in subcontracting opportunities. You understand and agree that the violation of this clause shall be considered a material breach of the Contract and may result in Contract termination, debarment, or other sanctions.

You shall include the foregoing clause in all Contracts between you and your Subcontractors and Suppliers.

- b) **Disclosure of Discrimination Complaints.** As part of its Bid or Proposal, you shall provide to the City a list of all instances within the past 10 years where a complaint was filed or pending against you in a legal or administrative proceeding alleging that you discriminated against your employees, Subcontractors, vendors, or suppliers, and a description of the status or resolution of that complaint, including any remedial action taken.
- c) Upon the City's request, You agree to provide to the City, within 60 Calendar Days, a truthful and complete list of the names of all Subcontractors and Suppliers that you have used in the past 5 years on any of your Contracts that were undertaken within the San Diego County, including the total dollar amount paid by you for each Subcontract or supply Contract.
- d) You further agree to fully cooperate in any investigation conducted by the City pursuant to the City's Nondiscrimination in Contracting Ordinance, Municipal Code §§22.3501 through 22.3517. You understand and agree that violation of this clause shall be considered a material breach of the Contract and may result in remedies being ordered against you up to and including contract termination, debarment, and other sanctions for the violation of the

provisions of the Nondiscrimination in Contracting Ordinance. You further understand and agree that the procedures, remedies, and sanctions provided for in the Nondiscrimination in Contracting Ordinance apply only to violations of the Ordinance.

**E. EQUAL EMPLOYMENT OPPORTUNITY OUTREACH PROGRAM.**

1. You, your Subcontractors, and Suppliers shall comply with the City's Equal Employment Opportunity Outreach Program, San Diego Municipal Code §§22.2701 through 22.2707.

You shall not discriminate against any employee or applicant for employment on any basis prohibited by law. You shall provide equal opportunity in all employment practices. You shall ensure that your Subcontractors comply with this program. Nothing in this section shall be interpreted to hold you liable for any discriminatory practices of your Subcontractors.

You shall include the foregoing clause in all Contracts between you and your Subcontractors and Suppliers.

2. If the Contract is competitively solicited, the selected Bidder shall submit a Work Force Report (Form BB05) within 10 Working Days after receipt by the Bidder to the City for approval as specified in the Notice of Intent to Award letter.
3. The selected Bidder shall submit an Equal Employment Opportunity Plan if a Work Force Report is submitted and if the City determines that there are under-representations when compared to County Labor Force Availability data.
4. If the selected Bidder submits an Equal Employment Opportunity Plan, it shall include the following assurances:
  - a) You shall maintain a working environment free of discrimination, harassment, intimidation, and coercion at all Sites and in all facilities at which your employees are assigned to Work.
  - b) You shall review your EEO Policy annually with all on-Site supervisors involved in employment decisions.
  - c) You shall disseminate and review your EEO Policy with all employees at least once a year, post the policy statement and EEO posters on all company bulletin boards and job sites, and document every dissemination, review, and posting with a written record to identify the time, place, employees present, subject matter, and disposition of meetings.



- d) You shall review, at least annually, all supervisors' adherence to and performance under the EEO Policy and maintain written documentation of these reviews.
- e) You shall discuss your EEO Policy Statement with Subcontractors with whom you anticipate doing business, including the EEO Policy Statement in your Subcontracts, and provide such documentation to the City upon request.
- f) You shall document and maintain a record of all Bid solicitations and outreach efforts to and from Subcontractors, contractor associations, and other business associations.
- g) You shall disseminate your EEO Policy externally through various media, including the media of people of color and women, in advertisements to recruit. Maintain files documenting these efforts and provide copies of these advertisements to the City upon request.
- h) You shall disseminate your EEO Policy to union and community organizations.
- i) You shall provide immediate written notification to the City when any union referral process has impeded your efforts to maintain your EEO Policy.
- j) You shall maintain a current list of recruitment sources, including those outreaching to people of color and women, and provide written notification of employment opportunities to these recruitment sources with a record of the organizations' responses.
- k) You shall maintain a current file of names, addresses and phone numbers of each walk-in applicant, including people of color and women, and referrals from unions, recruitment sources, or community organizations with a description of the employment action taken.
- l) You shall encourage all present employees, including people of color and women employees, to recruit others.
- m) You shall maintain all employment selection process information with records of all tests and other selection criteria.
- n) You shall develop and maintain documentation for on-the-job training opportunities, participate in training programs, or both for all of your employees, including people of color and women, and establish apprenticeship, trainee, and upgrade programs relevant to your employment needs.
- o) You shall conduct, at least annually, an inventory and evaluation of all employees for promotional opportunities and encourage all employees to seek and prepare appropriately for such opportunities.

- p) You shall ensure that the company's working environment and activities are non-segregated except for providing separate or single-user toilets and necessary changing facilities to assure privacy between the sexes.

**F. SUBCONTRACTING.**

1. The City encourages all eligible business enterprises to participate in City contracts as a Contractor, Subcontractor, and joint venture partner with you, your Subcontractors, or your Suppliers. You are encouraged to take positive steps to diversify and expand your Subcontractor solicitation base and to offer subcontracting opportunities to all eligible business firms including SLBEs, ELBEs, MBEs, WBEs, DBEs, DVBEs, and OBEs.
2. For Subcontractor participation level requirements, see the Contract Documents where applicable.
3. For the purposes of achieving the mandatory Subcontractor participation percentages, City percentage calculations will not account for the following:
  - a) "Field Orders" and "City Contingency" Bid items.
  - b) Alternate Bid items.
  - c) Allowance Bid items designated as "EOC Type II".
4. Allowance Bid items designated as "EOC Type I" will be considered as part of the Base Bid and will be included in the percentage calculation.
5. Each joint venture partner shall be responsible for a clearly defined Scope of Work. In addition, an agreement shall be submitted and signed by all parties identifying the extent to which each joint venture partner shares in ownership, control, management, risk, and profits of the joint venture.

**G. LISTS OF SUBCONTRACTORS AND SUPPLIERS.**

1. You shall comply with the Subletting and Subcontracting Fair Practices Act, Public Contract Code §§4100 through 4113, inclusive.
2. You shall list all Subcontractors who will receive more than 0.5% of the total Bid amount or \$10,000, whichever is greater on the form provided in the Contract Documents (Subcontractors list).
3. The Subcontractors list shall include the Subcontractor's name, telephone number including area code, physical address, Scope of Work, the dollar amount of the proposed Subcontract, the California contractor license number, the Public Works contractor registration number issued pursuant to Section 1725.5 of the Labor Code, and the Subcontractor's certification status with the name of the certifying agency.
4. The listed Subcontractor shall be appropriately licensed pursuant to Contractor License Laws.

5. For Design-Build Contracts, refer to the RFQ and RFP for each Project or Task Order.

**H. SUBCONTRACTOR AND SUPPLIER SUBSTITUTIONS.**

1. Listed Subcontractors and Suppliers shall not be substituted without the Express authorization of the City or its duly authorized agent.
2. Request for Subcontractor or Supplier substitution shall be made in writing to Purchasing & Contracting Department, Public Works Division, Attention Contract Specialist, 1200 3rd Ave., Suite 200, MS 56P, San Diego, CA 92101 with a copy to the Engineer.
3. The request shall include a thorough explanation of the reason(s) for the substitution, including dollar amounts and a letter from each substituted Subcontractor or Supplier stating that they (the Subcontractors or Suppliers) release all interest in working on the Project and written confirmation from the new Subcontractor or Supplier stating that they agree to work on the Project along with the dollar value of the Work to be performed.
4. Written approval of the substitution request shall be received by you or from the City or its authorized officer prior to any unlisted Subcontractor or Supplier performing Work on the Project.
5. Substitution of Subcontractors and Suppliers without authorization shall subject you to those penalties set forth in Public Contract Code §4110.
6. Requests for Supplier substitution shall be made in writing at least 10 Days prior to the provision of materials, supplies, or services by the proposed Supplier and shall include proof of written notice to the originally listed Supplier of the proposed substitution.
7. A Contractor whose Bid is accepted shall not:
  - a) Substitute a person as Subcontractor or Supplier in place of the Subcontractor or Supplier listed in the original bid, except that the City, or its duly authorized officer, may consent to the substitution of another person as a Subcontractor or Supplier in any of the following situations:
    - i. When the Subcontractor or Supplier listed in the Bid, after having a reasonable opportunity to do so, fails or refuses to execute a written Contract for the scope of work specified in the subcontractor's bid and at the price specified in the subcontractor's bid, when that written contract, based upon the general terms, conditions, plans, and specifications for the project involved or the terms of the subcontractor's written bid, is presented to the subcontractor by the prime contractor.

- ii. When the listed Subcontractor or Supplier becomes insolvent or the subject of an order for relief in bankruptcy.
  - iii. When the listed Subcontractor or Supplier fails or refuses to perform his or her subcontract.
  - iv. When the listed Subcontractor fails or refuses to meet bond requirements as set forth in Public Contract Code §4108.
  - v. When you demonstrate to the City or its duly authorized officer, subject to the provisions set forth in Public Contract Code §4107.5, that the name of the Subcontractor was listed as the result of an inadvertent clerical error.
  - vi. When the listed Subcontractor is not licensed pursuant to Contractor License Law.
  - vii. When the City, or its duly authorized officer, determines that the Work performed by the listed Subcontractor or that the materials or supplies provided by the listed Supplier are substantially unsatisfactory and not in substantial accordance with the Plans and specifications or that the Subcontractor or Supplier is substantially delaying or disrupting the progress of the Work.
  - viii. When the listed Subcontractor is ineligible to work on a public works project pursuant to §§1777.1 or 1777.7 of the Labor Code.
  - ix. When the City or its duly authorized agent determines that the listed Subcontractor is not a responsible contractor.
- b) Permit a Contract to be voluntarily assigned or transferred or allow it to be performed by anyone other than the original Subcontractor, Supplier listed in the original Bid without the consent of the City, or its duly authorized officer.
  - c) Other than in the performance of "Change Orders" causing changes or deviations from the Contract, sublet or subcontract any portion of the Work, or contract for materials or supplies in excess of 0.5% of your total bid or \$10,000, whichever is greater, as to which his or her original Bid did not designate a Subcontractor or Supplier.
8. Following receipt of notice from you of the proposed substitution of a Subcontractor or Supplier, the listed Subcontractor or Supplier who has been so notified shall have 5 Working Days within which to submit written objections to the substitution to the Contract Specialist with a copy to the Engineer. Failure to file these written objections shall constitute the listed Subcontractor or Supplier's consent to the substitution. If written objections are filed, the City shall give notice in writing of at least 5 Working Days to the listed Subcontractor or Supplier of a hearing by the City on your request for substitution.

**I. PROMPT PAYMENT.**

1. You or your Subcontractors shall pay to any subcontractor, not later than 7 Calendar Days of receipt of each progress payment, unless otherwise agreed to in writing, the respective amounts allowed you on account of the Work performed by the Subcontractors, to the extent of each Subcontractor's interest therein. In cases of Subcontractor performance deficiencies, you shall make written notice of any withholding to the Subcontractor with a copy to the Contracts Specialist. Upon correction of the deficiency, you shall pay the Subcontractor the amount previously withheld within 14 Calendar Days after payment by the City.
2. Any violation of California Business and Professions Code, §7108.5 concerning prompt payment to Subcontractors shall subject the violating Contractor or Subcontractor to the penalties, sanctions, and other remedies of that section. This requirement shall not be construed to limit or impair any contractual, administrative, or judicial remedies otherwise available to you or your Subcontractor in the event of a dispute involving late payment or nonpayment by the Prime Contractor, deficient subcontract performance, or noncompliance by a Subcontractor.

**J. PROMPT PAYMENT OF FUNDS WITHHELD TO SUBCONTRACTORS.**

1. The City will hold retention from you and will make prompt and regular incremental acceptances of portions, as determined by the Engineer, of the Work and pay retention to you based on these acceptances.
2. You or your Subcontractors shall return all monies withheld in retention from a Subcontractor within 30 Calendar Days after receiving payment for Work satisfactorily completed and accepted including incremental acceptances of portions of the Work by the City.
3. Federal law (49CFR26.29) requires that any delay or postponement of payment over 30 Calendar Days may take place only for good cause and with the City's prior written approval. Any violation of this provision by you or your Subcontractor shall subject you or your Subcontractor to the penalties, sanctions, and other remedies specified in §7108.5 of the Business and Professions Code.
4. These requirements shall not be construed to limit or impair any contractual, administrative, or judicial remedies otherwise available to you or your Subcontractor in the event of a dispute involving late payment or nonpayment by you, deficient subcontract performance, or noncompliance by a Subcontractor.

**K. CERTIFICATION.**

1. The City accepts certifications of DBE, DVBE, MBE, SMBE, SWBE, or WBE by any of the following certifying agencies:

- a) Current certification by the State of California Department of Transportation (CALTRANS) as DBE, SMBE, or SWBE.
- b) Current MBE, WBE, or DVBE certification from the California Public Utilities Commission.
- c) DVBE certification is received from the State of California's Department of General Services, Office of Small and Minority Business.
- d) Current certification by the City of Los Angeles as DBE, WBE, or MBE.
- e) Subcontractors' valid proof of certification status (copies of MBE, WBE, DBE, or DVBE certifications) shall be submitted as required.

**L. CONTRACT RECORDS AND REPORTS.**

- 1. You shall maintain records of all subcontracts and invoices from your Subcontractors and Suppliers for work on this project. Records shall show name, telephone number including area code, and business address of each Subcontractor, Supplier, and joint venture partner, and the total amount actually paid to each firm. Project relevant records, regardless of tier, may be periodically reviewed by the City.
- 2. You shall retain all records, books, papers, and documents pertinent to the Contract for a period of not less than 5 years after Notice of Completion and allow access to said records by the City's authorized representatives.
- 3. You shall submit the following reports using the City's web-based contract compliance (Prism® portal):
  - a. **Monthly Payment.** You shall submit Monthly Payment Reporting by the 10<sup>th</sup> day of the subsequent month. Incomplete and/or delinquent reporting may cause payment delays, non-payment of invoices, or both.
- 4. The records maintained under item 1, described above, shall be consolidated into a Final Summary Report, certified as correct by an authorized representative of the Contractor. The Final Summary Report shall include all subcontracting activities and be sent to the EOCP Program Manager prior to Acceptance. Failure to comply may result in assessment of liquidated damages or withholding of retention. The City will review and verify 100% of subcontract participation reported in the Final Summary Report prior to approval and release of final retention to you. In the event your Subcontractors are owed money for completed Work, the City may authorize payment to subcontractor via a joint check from the withheld retention.

## EQUAL OPPORTUNITY CONTRACTING PROGRAM (EOCP)

### SECTION B - SLBE-ELBE SUBCONTRACTING REQUIREMENTS

**THESE SPECIAL PROVISIONS SUPPLEMENT THE POLICIES AND REQUIREMENTS ESTABLISHED BY THE CITY OF SAN DIEGO EQUAL OPPORTUNITY CONTRACTING PROGRAM SPECIFIED IN THE CITY'S GENERAL EOCP REQUIREMENTS.**

#### **A. GENERAL.**

1. It is the City's policy to encourage greater availability, capacity development, and contract participation by SLBE and ELBE firms in City contracts. This policy is, in part, intended to further the City's compelling interest to stimulate economic development through the support and empowerment of the local community, ensure that it is neither an active nor passive participant in marketplace discrimination, and promote equal opportunity for all segments of the contracting community.
2. The City is committed to maximizing subcontracting opportunities for all qualified and available firms.
3. This policy applies to City-funded construction contracts. Bidders shall be fully informed of this policy as set forth in these specifications. Mandatory or voluntary subcontracting percentages, Bid Discounts, and restricted competitions are specified in the Contract Documents.
4. You shall make subcontracting opportunities available to a broad base of qualified Subcontractors and shall achieve the minimum SLBE-ELBE Subcontractor participation identified for your project.
5. Failure to subcontract the specified minimum (mandatory) percentages of the Bid to qualified available SLBE-ELBE Subcontractors will cause a Bid to be rejected as non-responsive unless the Bidder has demonstrated compliance with the affirmative steps as specified in the City's document titled "Small Local Business (SLBE) Program, INSTRUCTIONS FOR BIDDERS COMPLETING THE GOOD FAITH EFFORT SUBMITTAL" and has submitted documentation showing that all required positive efforts were made prior to the Bid submittal due date. The required Good Faith Effort (GFE) documentation shall be submitted to the Contract Specialist. The instructions for completing the good faith effort submittal can be found on the City's website:  
<https://www.sandiego.gov/sites/default/files/legacy/eoc/pdf/slbegfeinst.pdf>
6. The current list of certified SLBE-ELBE firms and information for completing the GFE submittal can be found on the City's EOC Department website:  
<http://www.sandiego.gov/eoc/programs/slbe>
7. These requirements may be waived, at the City's sole discretion, on projects deemed inappropriate for subcontracting participation.

## B.

### DEFINITIONS.

1. The following definitions shall be used in conjunction with these specifications:

- a) **Bid Discount** – Additional inducements or enhancements in the bidding process that are designed to increase the chances for the selection of SLBE firms in competition with other firms.
- b) **Commercially Useful Function** – An SLBE-ELBE performs a commercially useful function when it is responsible for the execution of the Work and is carrying out its responsibilities by actually performing, managing, and supervising the Work involved. To perform a commercially useful function, the SLBE-ELBE shall also be responsible, with respect to materials and supplies used on the Contract, for negotiating price, determining quantity and quality, ordering the material, and installing (where applicable) and paying for the material itself.

To determine whether an SLBE-ELBE is performing a commercially useful function, an evaluation will be performed of the amount of Work subcontracted, normal industry practices, whether the amount the SLBE-ELBE firm is to be paid under the contract is commensurate with the Work it is actually performing and the SLBE-ELBE credit claimed for its performance of the Work, and other relevant factors. Specifically, an SLBE-ELBE does not perform a commercially useful function if its role is limited to that of an extra participant in a transaction, contract, or project through which funds are passed in order to obtain the appearance of meaningful and useful SLBE-ELBE participation, when in similar transactions in which SLBE-ELBE firms do not participate, there is no such role performed.

- c) **Good Faith Efforts (GFE)** – Documentation of the Bidder's intent to comply with SLBE Program goals and procedures included in the City's SLBE Program, Instructions for Completing Good Faith Effort Submittal available from the City's EOCP website or the Contract Specialist.
- d) **Independently Owned, Managed, and Operated** – Ownership of a SLBE-ELBE firm shall be direct, independent, and by individuals only. Business firms that are owned by other businesses or by the principals or owners of other businesses that cannot themselves qualify under the SLBE-ELBE eligibility requirements shall not be eligible to participate in the Program. Moreover, the day-to-day management of the SLBE-ELBE firm shall be direct and independent of the influence of any other businesses that cannot themselves qualify under the SLBE-ELBE eligibility requirements.



- e) **Joint Venture** – An association of two or more persons or business entities that is formed for the single purpose of carrying out a single defined business enterprise for which purpose they combine their capital, efforts, skills, knowledge, or property. Joint ventures shall be established by written agreement to qualify for this program.
- f) **Local Business Enterprise (“LBE”)** – A firm having a Principal Place of Business and a Significant Employment Presence in San Diego County, California that has been in operation for 12 consecutive months and a valid business tax certificate. This definition is subsumed within the definition of Small Local Business Enterprise.
- g) **Minor Construction Program** – A program developed for bidding exclusively among SLBE-ELBE Construction firms.
- h) **Principal Place of Business** – A location wherein a firm maintains a physical office and through which it obtains no less than 50% of its overall customers or sales dollars.
- i) **Protégé** – A firm that has been approved and is an active participant in the City’s Mentor-Protégé Program and that has signed the required program participation agreement and has been assigned a mentor.
- j) **Significant Employee Presence** – No less than 25% of a firm’s total number of employees are domiciled in San Diego County.

**C. SUBCONTRACTOR PARTICIPATION.**

1. For the purpose of satisfying subcontracting participation requirements, only 1<sup>st</sup> tier SLBE-ELBE Subcontractors will be recognized as participants in the Contract according to the following criteria:
  - a) For credit to be allowed toward a respective participation level, all listed SLBE-ELBE firms shall have been certified by the Bid due date.
  - b) The Subcontractor shall perform a commercially useful function for credit to be allowed toward subcontractor participation levels. The Subcontractor shall be required by you to be responsible for the execution of a distinct element of the Work and shall carry out its responsibility by actually performing and supervising its own workforce.
  - c) If the Bidder is seeking the recognition of materials, supplies, or both towards achieving any mandatory subcontracting participation level, the Bidder shall indicate on Form AA40 – Named Equipment/Material Supplier List with the Bid the following:
    - i. If the materials or supplies are obtained from a SLBE-ELBE manufacturer, the Bidder will receive 100% of the cost of the materials or supplies toward SLBE participation. For the purposes of counting SLBE-ELBE participation, a

manufacturer is a firm that operates or maintains a factory or establishment that produces, on the premises, the materials, supplies, articles, or equipment required under the Contract and of the general character described by the specifications.

- ii. If the materials or supplies are obtained from a SLBE-ELBE supplier, the Bidder will receive 60% of the cost of the materials or supplies toward SLBE participation. For the purposes of counting SLBE-ELBE participation a Supplier is a firm that owns, operates, or maintains a store, warehouse, or other establishment in which the materials, supplies, articles or equipment of the general character described by the specifications and required under the Contract are bought, kept in stock, and regularly sold or leased to the public in the usual course of business. To be a supplier, the firm shall be an established, regular business that engages, as its principal business and under its own name, in the purchase and sale or lease of the products in question. A person may be a supplier in such bulk items as petroleum products, steel, cement, gravel, stone, or asphalt without owning, operating, or maintaining a place of business if the person both owns and operates distribution equipment for the products. Any supplementing of the suppliers' own distribution equipment shall be by a long-term lease agreement and shall not be on an ad hoc or contract-by-contract basis.
  - iii. If the materials or supplies are obtained from a SLBE-ELBE, which is neither a manufacturer nor a supplier, the entire amount of fees or commissions charged for assistance in the procurement of the materials and supplies, fees or transportation charges for the delivery of materials or supplies required on a job site will be counted toward SLBE-ELBE participation, provided the fees are reasonable and not excessive as compared with fees customarily allowed for similar services. No portion of the cost of the materials and supplies themselves will be counted toward SLBE-ELBE participation.
- d) If the Bidder is seeking the recognition of SLBE-ELBE Trucking towards achieving any mandatory subcontracting participation level, the Bidder shall indicate it on Form AA35 - List of Subcontractors with the Bid. The following factors will be evaluated in determining the credit to be allowed toward the respective participation level:
- i. The SLBE-ELBE shall be responsible for the management and supervision of the entire trucking operation for which

it is getting credit on a particular Contract and there shall not be a contrived arrangement for the purpose of counting SLBE-ELBE participation.

- ii. The SLBE-ELBE shall itself own and operate at least 1 fully licensed, insured, and operational truck used on the Contract.
- iii. The SLBE-ELBE receives credit for the total value of the transportation services it provides on the Contract using trucks it owns, insures, and operates using drivers it employs.
- iv. The SLBE-ELBE may lease trucks from another SLBE-ELBE firm including an owner-operator who is certified as a SLBE-ELBE. The SLBE-ELBE who leases trucks from another SLBE-ELBE receives credit for the total value of the transportation services the lessee SLBE-ELBE provides on the contract.
- v. The SLBE-ELBE may also lease trucks from a non-SLBE-ELBE firm, including an owner-operator. The SLBE-ELBE who leases trucks from a non-SLBE-ELBE is entitled to credit for the total value of transportation services provided by non-SLBE-ELBE lessees not to exceed the value of transportation services provided by SLBE-ELBE owned trucks on the contract. Additional participation by non-SLBE-ELBE lessees receive credit only for the fee or commission it receives as a result of the lease arrangement.
- vi. A lease shall indicate that the SLBE-ELBE has exclusive use of and control over the truck. This does not preclude the leased truck from working for others during the term of the lease with the consent of the SLBE-ELBE so long as the lease gives the SLBE-ELBE absolute priority for use of the leased truck.

**D. SLBE-ELBE SUBCONTRACTOR PARTICIPATION PERCENTAGES.**

- 1. Contracts valued at \$1,500,000 and above will be considered Major Public Works Contracts and will include a mandatory Subcontractor participation requirement for SLBE-ELBE firms.
  - a) The Bidder shall achieve the mandatory Subcontractor participation requirement or demonstrate GFE.
  - b) The Bidders shall indicate the participation on Forms AA35 - List of Subcontractors and AA40 - Named Equipment/Material Supplier List as applicable regardless of the dollar value.
  - c) An SLBE-ELBE Bidder may count its own participation toward achieving the mandatory goal as long as the SLBE-ELBE Bidder performs 51% of the Contract Price.

2. Contracts Valued over \$1,000,000 and under \$1,500,000 will also be considered Major Public Works Contracts and will include the mandatory subcontractor participation requirements described above and the following:
  - a) 5% bid discount for SLBE-ELBE firms.
  - b) Non-certified Contractor will receive 5% bid discount if they achieve the specified mandatory Subcontracting participations.
  - c) Bid discounts shall not apply if the award will result in a total contract cost of \$50,000 in excess of the apparent lowest Bid.
  - d) In the event of a tie bid between a SLBE-ELBE Bidder and a non-SLBE-ELBE Bidder, the SLBE-ELBE Bidder will be awarded the Contract.
  - e) In the event of a tie bid between a discounted Bid and a non-discounted Bid, the discounted Bid will be awarded the Contract.
3. Contracts valued over \$500,000 up to \$1,000,000 will be considered Minor Public Works Contracts and will be awarded through a competitive Bid process open only to City certified SLBE-ELBE firms. If there are no bidders or no responsible bidders, the Contract will be made available to all Bidders and will be subject to requirements listed in items 1 and 2 for Major Public Works Contracts above.
4. Contracts valued at \$500,000 and below will also be considered Minor Public Works Contracts and will be awarded through a competitive bid process open only to City certified ELBEs unless there are less than 2 firms available at which it will be awarded through a competitive process open only to the City certified SLBE-ELBE firms. If there are no bidders or no responsible bidders, the Contract will be made available to all Bidders and subject to requirements listed in items 1 and 2 for Major Public Works Contracts above.

**E. JOINT VENTURES.**

1. The City may allow for Joint Venture bid discounts on some Contracts. Contracts that allow for Joint Venture bid discounts will be designated in Bid documents. A firm that is bidding or competing for City Contracts may partner with a certified SLBE or ELBE to compete for Contracts as a Joint Venture.
2. A Joint Venture shall be between two entities with the same discipline or license as required by the City. Joint ventures will receive bid discounts depending on the SLBE or ELBE percentage of participation. To be eligible for a discount, a Joint Venture Agreement shall be approved by the City at the time of Bid submittal. The maximum allowable discount shall be 5%. The parties shall agree to enter in the relationship for the life of the projects.

3. Joint Venture shall submit a Joint Venture Management Plan, a Joint Venture Agreement, or both at least 2 weeks prior to the Bid due date. Copies of the Joint Venture applications are available upon request to the Contract Specialist. Each agreement or management plan shall include the following:
  - a) Detailed explanation of the financial contribution for each partner.
  - b) List of personnel and equipment used by each partner.
  - c) Detailed breakdown of the responsibilities of each partner.
  - d) Explanation of how the profits and losses will be distributed.
  - e) Description of the bonding capacity of each partner.
  - f) Management or incentive fees available for any one of the partners (if any).
4. Each Joint Venture partner shall perform a Commercially Useful Function. An SLBE or ELBE that relies on the resources and personnel of a non-SLBE or ELBE firm will not be deemed to perform a Commercially Useful Function.
5. Each Joint Venture partner shall possess licenses appropriate for the discipline for which a proposal is being submitted. If a Joint Venture is bidding on a single trade project, at the time of bid submittal, each Joint Venture partner shall possess the requisite specialty license for that trade bid.
6. The SLBE or ELBE partner shall clearly define the portion of the Work to be performed. This Work shall be of the similar type of Work the SLBE or ELBE partner performs in the normal course of its business. The Joint Venture Participation Form shall specify the Bid items to be performed by each individual Joint Venture partner. Lump sum Joint Venture participation shall not be acceptable.
7. Responsibilities of the SLBE or ELBE Joint Venture Partner:
  - a) The SLBE or ELBE partner shall share in the control, management responsibilities, risks and profits of the Joint Venture in proportion with the level of participation in the project.
  - b) The SLBE or ELBE partner shall perform Work that is commensurate with its experience.
  - c) The SLBE or ELBE partner shall use its own employees and equipment to perform its portion of the Work.
  - d) The Joint Venture as a whole shall perform Bid items that equal or

exceed 50% of the Contract Price, excluding the cost of manufactured items, in order to be eligible for a Joint Venture discount.

**F. MAINTAINING PARTICIPATION LEVELS.**

1. Credit and preference points are earned based on the level of participation proposed prior to the award of the Contract. Once the Project begins you shall achieve and maintain the SLBE-ELBE participation levels for which credit and preference points were earned. You shall maintain the SLBE-ELBE percentages indicated at the Award of Contract and throughout the Contract Time.
2. If the City modifies the original Scope of Work, you shall make reasonable efforts to maintain the SLBE-ELBE participation for which creditor preference points were earned. If participation levels will be reduced, approval shall be received from the City prior to making changes.
3. You shall notify and obtain written approval from the City in advance of any reduction in subcontract scope, termination, or substitution for a designated SLBE-ELBE Subcontractor. Failure to do so shall constitute a material breach of the Contract.
4. If you fail to maintain the SLBE-ELBE participation listed at the time the Contract is awarded and have not received prior approval from the City, the City may declare you in default and will be considered grounds for debarment under Chapter 2, Article 2, Division 8, of the San Diego Municipal Code.

**G. SUBCONTRACTING EFFORTS REVIEW AND EVALUATION.**

1. Documentation of your subcontracting efforts will be reviewed by EOCP to verify that you made subcontracting opportunities available to a broad base of qualified Subcontractors, negotiated in good faith with interested Subcontractors, and did not reject any bid for unlawful discriminatory reasons. The EOCP review is based on the federal "Six Good Faith Efforts" model.
2. The GFEs are required methods to ensure that all ELBE and SLBE firms have had the opportunity to compete for the City's Public Works procurements. The Six Good Faith Efforts, also known as affirmative steps, attract and utilize ELBE and SLBE firms:
  - a) Ensure ELBE firms are made aware of contracting opportunities to the fullest extent practicable through outreach and recruitment activities.
  - b) Make information of forthcoming opportunities available to SLBE-ELBE firms and arrange time for Contracts and establish delivery schedules, where requirements permit, in a way that encourages and facilitates participation by SLBE-ELBE firms in the competitive

process. This includes posting solicitations for Bids or proposals to SLBE-ELBE firms for a minimum of 10 Working Days before the Bid or Proposal due date.

- c) Consider in the contracting process whether firms competing for large Contracts could subcontract with SLBE-ELBE firms.
- d) Encourage contracting with a consortium of ELBE-SLBE firms when a Contract is too large for one of these firms to handle individually.
- e) Use the services and assistance of the City's EOC Office and the SLBE-ELBE Directory.
- f) If you award subcontracts, require your Subcontractors to take the steps listed above.

**H. GOOD FAITH EFFORT DOCUMENTATION.**

- 1. If the specified SLBE-ELBE Subcontractor participation percentages are not met, you shall submit information necessary to establish that adequate GFEs were taken to meet the Contract Subcontractor participation percentages. See the City's document titled "Small Local Business (SLBE) Program, INSTRUCTIONS FOR BIDDERS COMPLETING THE GOOD FAITH EFFORT SUBMITTAL." The instructions for completing the good faith effort submittal can be found on the City's website:

<https://www.sandiego.gov/sites/default/files/legacy/eoc/pdf/slbegfeinst.pdf>

**I. SUBCONTRACTOR SUBSTITUTION.**

- 1. Evidence of fraud or discrimination in the substitution of Subcontractors will result in sanctions including assessment of penalty fines, termination of Contract, or debarment. This section does not replace applicable California Public Contract Code.

**J. FALSIFICATION OF SUB-AGREEMENT AND FRAUD.**

- 1. Falsification or misrepresentation of a sub-agreement as to company name, Contract amount or actual Work performed by Subcontractors, or any falsification or fraud on the part your submission of documentation and forms pursuant to this program, will result in sanctions against you including assessment of penalty fines, termination of the Contract, or debarment. Instances of falsification or fraud which are indicative of an attempt by you to avoid subcontracting with certain categories of Subcontractors on the basis of race, gender, gender expression, gender identity, religion, national origin, ethnicity, sexual orientation, age, or disability shall be referred to the Equal Opportunity Contracting Program's Investigative Unit for possible violations of Article 2, Division 35 of the City Administrative Code, §§22.3501 et seq. (Nondiscrimination in Contracting).

**K. RESOURCES.**

1. The current list of certified SLBE-ELBE firms and information for completing the GFE submittal can be found on the City's EOC Department website:

<http://www.sandiego.gov/eoc/programs/slbe>

---



**ATTACHMENT D**  
**PREVAILING WAGE**

## **PREVAILING WAGE**

- 1. PREVAILING WAGE RATES:** Pursuant to San Diego Municipal Code section 22.3019, construction, alteration, demolition, repair and maintenance work performed under this Contract is subject to State prevailing wage laws. For construction work performed under this Contract cumulatively exceeding \$25,000 and for alteration, demolition, repair and maintenance work performed under this Contract cumulatively exceeding \$15,000, the Contractor and its subcontractors shall comply with State prevailing wage laws including, but not limited to, the requirements listed below.
  - 1.1. Compliance with Prevailing Wage Requirements.** Pursuant to sections 1720 through 1861 of the California Labor Code, the Contractor and its subcontractors shall ensure that all workers who perform work under this Contract are paid not less than the prevailing rate of per diem wages as determined by the Director of the California Department of Industrial Relations (DIR). This includes work performed during the design and preconstruction phases of construction including, but not limited to, inspection and land surveying work.
    - 1.1.1.** Copies of such prevailing rate of per diem wages are on file at the City and are available for inspection to any interested party on request. Copies of the prevailing rate of per diem wages also may be found at <http://www.dir.ca.gov/OPRL/DPreWageDetermination.htm>. Contractor and its subcontractors shall post a copy of the prevailing rate of per diem wages determination at each job site and shall make them available to any interested party upon request.
    - 1.1.2.** The wage rates determined by the DIR refer to expiration dates. If the published wage rate does not refer to a predetermined wage rate to be paid after the expiration date, then the published rate of wage shall be in effect for the life of this Contract. If the published wage rate refers to a predetermined wage rate to become effective upon expiration of the published wage rate and the predetermined wage rate is on file with the DIR, such predetermined wage rate shall become effective on the date following the expiration date and shall apply to this Contract in the same manner as if it had been published in said publication. If the predetermined wage rate refers to one or more additional expiration dates with additional predetermined wage rates, which expiration dates occur during the life of this Contract, each successive predetermined wage rate shall apply to this Contract on the date following the expiration date of the previous wage rate. If the last of such predetermined wage rates expires during the life of this Contract, such wage rate shall apply to the balance of the Contract.
  - 1.2. Penalties for Violations.** Contractor and its subcontractors shall comply with California Labor Code section 1775 in the event a worker is paid less than the prevailing wage rate for the work or craft in which the worker is employed. This shall be in addition to any other applicable penalties allowed under Labor Code sections 1720 – 1861.

- 1.3. Payroll Records.** Contractor and its subcontractors shall comply with California Labor Code section 1776, which generally requires keeping accurate payroll records, verifying and certifying payroll records, and making them available for inspection. Contractor shall require its subcontractors to also comply with section 1776. Contractor and its subcontractors shall submit weekly certified payroll records online via the City's web-based Labor Compliance Program. Contractor is responsible for ensuring its subcontractors submit certified payroll records to the City.
- 1.3.1.** Contractor and their subcontractors shall also furnish records specified in Labor Code section 1776 directly to the Labor Commissioner in the manner required by Labor Code section 1771.4.
- 1.4. Apprentices.** Contractor and its subcontractors shall comply with California Labor Code sections 1777.5, 1777.6 and 1777.7 concerning the employment and wages of apprentices. Contractor is held responsible for the compliance of their subcontractors with sections 1777.5, 1777.6 and 1777.7.
- 1.5. Working Hours.** Contractor and their subcontractors shall comply with California Labor Code sections 1810 through 1815, including but not limited to: (i) restrict working hours on public works contracts to eight hours a day and forty hours a week, unless all hours worked in excess of 8 hours per day are compensated at not less than 1½ times the basic rate of pay; and (ii) specify penalties to be imposed on contractors and subcontractors of \$25 per worker per day for each day the worker works more than 8 hours per day and 40 hours per week in violation of California Labor Code sections 1810 through 1815.
- 1.6. Required Provisions for Subcontracts.** Contractor shall include at a minimum a copy of the following provisions in any contract they enter into with a subcontractor: California Labor Code sections 1771, 1771.1, 1775, 1776, 1777.5, 1810, 1813, 1815, 1860 and 1861.
- 1.7. Labor Code Section 1861 Certification.** Contractor in accordance with California Labor Code section 3700 is required to secure the payment of compensation of its employees and by signing this Contract, Contractor certifies that "I am aware of the provisions of Section 3700 of the California Labor Code which require every employer to be insured against liability for workers' compensation or to undertake self-insurance in accordance with the provisions of that code, and I will comply with such provisions before commencing the performance of the work of this Contract."
- 1.8. Labor Compliance Program.** The City has its own Labor Compliance Program authorized in August 2011 by the DIR. The City will withhold contract payments when payroll records are delinquent or deemed inadequate by the City or other governmental entity, or it has been established after an investigation by the City or other governmental entity that underpayment(s) have occurred. For questions or assistance, please contact the City of San Diego's Prevailing Wage Unit at 858-627-3200.

- 1.9. Contractor and Subcontractor Registration Requirements.** This project is subject to compliance monitoring and enforcement by the DIR. A contractor or subcontractor shall not be qualified to bid on, be listed in a bid or proposal, subject to the requirements of section 4104 of the Public Contract Code, or engage in the performance of any contract for public work, unless currently registered and qualified to perform public work pursuant to Labor Code section 1725.5. It is not a violation of this section for an unregistered contractor to submit a bid that is authorized by Section 7029.1 of the Business and Professions code or by Section 10164 or 20103.5 of the Public Contract Code, provided the contractor is registered to perform public work pursuant to Section 1725.5 at the time the contract is awarded.
- 1.9.1.** A Contractor's inadvertent error in listing a subcontractor who is not registered pursuant to Labor Code section 1725.5 in response to a solicitation shall not be grounds for filing a bid protest or grounds for considering the bid non-responsive provided that any of the following apply: (1) the subcontractor is registered prior to bid opening; (2) within twenty-four hours after the bid opening, the subcontractor is registered and has paid the penalty registration fee specified in Labor Code section 1725.5; or (3) the subcontractor is replaced by another registered subcontractor pursuant to Public Contract Code section 4107.
- 1.9.2.** By submitting a bid or proposal to the City, Contractor is certifying that he or she has verified that all subcontractors used on this public work project are registered with the DIR in compliance with Labor Code sections 1771.1 and 1725.5, and Contractor shall provide proof of registration for themselves and all listed subcontractors to the City at the time of bid or proposal due date or upon request.
- 1.10. Stop Order.** For Contractor or its subcontractors engaging in the performance of any public work contract without having been registered in violation of Labor Code sections 1725.5 or 1771.1, the Labor Commissioner shall issue and serve a stop order prohibiting the use of the unregistered contractors or unregistered subcontractor(s) on ALL public works until the unregistered contractor or unregistered subcontractor(s) is registered. Failure to observe a stop order is a misdemeanor.
- 1.11. List of all Subcontractors.** The Contractor shall provide the list of subcontractors (regardless of tier), along with their DIR registration numbers, utilized on this Contract prior to any work being performed; and the Contractor shall provide a complete list of all subcontractors with each invoice. Additionally, Contractor shall provide the City with a complete list of all subcontractors (regardless of tier) utilized on this contract within ten working days of the completion of the contract, along with their DIR registration numbers. The City shall withhold final payment to Construction Management Professional until at least thirty (30) days after this information is provided to the City.

**1.12. Exemptions for Small Projects.** There are limited exemptions for installation, alteration, demolition, or repair work done on projects of \$25,000 or less. The Contractor shall still comply with Labor Code sections 1720 et. seq. The only recognized exemptions are listed below:

**1.12.1.** Registration. The Contractor will not be required to register with the DIR for small projects. (Labor Code section 1771.1).

**1.12.2.** Certified Payroll Records. The records required in Labor Code section 1776 shall be required to be kept and submitted to the City of San Diego but will not be required to be submitted online with the DIR directly. The Contractor will need to keep those records for at least three years following the completion of the Contract. (Labor Code section 1771.4).

**1.12.3.** List of all Subcontractors. The Contractor shall not be required to hire only registered subcontractors and is exempt from submitting the list of all subcontractors that is required in section 1.11. above. (Labor code section 1773.3).

**ATTACHMENT E**  
**SUPPLEMENTARY SPECIAL PROVISIONS**

## SUPPLEMENTARY SPECIAL PROVISIONS

The following Supplementary Special Provisions (SSP) modifies the following documents:

1. The **2021 Edition** of the Standard Specifications for Public Works Construction (The "GREENBOOK").
2. The **2021 Edition** of the City of San Diego Standard Specifications for Public Works Construction (The "WHITEBOOK"), including the following:
  - a) General Provisions (A) for all Construction Contracts.

---

### SECTION 1 – GENERAL, TERMS, DEFINITIONS, ABBREVIATIONS, UNITS OF MEASURE, AND SYMBOLS

**1-2 TERMS AND DEFINITIONS.** To the "WHITEBOOK":

To item 47, "Holiday", ADD the following:

<b>Holiday</b>	<b>Observed On</b>
Juneteenth	June 19

To item 55, "Normal Working Hours", DELETE in its entirety and SUBSTITUTE with the following:

**Normal Working Hours:** Normal Working Hours shall be **7:30 AM to 3:30 PM, Monday through Friday**, inclusive. Saturdays, Sundays, and City Holidays are excluded. Unless otherwise specified on the Traffic Control Permits.

### SECTION 3 – CONTROL OF THE WORK

**3-2 SELF-PERFORMANCE.** To the "GREENBOOK", DELETE in its entirety and SUBSTITUTE with the following:

1. You shall perform, with your own organization, Contract Work amounting to at least **50%** of the Base Bid.

**3-8.4 Supporting Information.** To the "WHITEBOOK", ADD the following:

4. You shall collect and submit rehabilitation data spreadsheets along with monthly invoices for the following rehabilitation Work (see **Appendix H – Rehabilitation Data Collection – Sample Sewer Mains, Laterals and Manholes Data Templates**).

- a) Laterals
- b) Sewer Mains
- c) Manholes

**3-15.3 Coordination.** To the “WHITEBOOK”, ADD the following:

2. Other adjacent City projects are scheduled for construction for the same time period in the vicinity of Council District 7 within the Navajo community, North and South of Navajo Rd, West of SR-125 SB. See **Appendix F – Adjacent Projects Map** for the approximate location. Coordinate the Work with the adjacent projects as listed below:
  - a) Cowles Mountain Bl: Whelan Dr to Coleshill Dr, San Carlos Interconnect Trans Pipeline (W) B-21109 (Construction: 04/2025 – 08/2026), PM: Ramesis Bustamante.
  - b) Cowles Mtn Bl: Lake Adlon Dr and Navajo Rd: Lake Murray Improv 2 (W) B-19135 (Construction: 08/2023 - 07/2026), PM: Sabeen Cochinwala.
  - c) Navajo Pump Station B-11023 (Construction: 07/2016 – 07/2023), PM: Dwayne Abbey.
  - d) Warmwell Dr and Tuxford Dr Intersection: Accelerated Pipeline Rehab Ref Group 846 B-18185 (Construction: 01/2021– 08/2024), PM: Jamal Sherzai.
  - e) Boulder Lake Av and Beaver Lake Dr Intersection, Mulvaney Dr between Turnbridge Wy and Southgate Dr, and Cowles Mtn Bl and Acuff Dr Intersection: Pipeline Rehabilitation AQ-1 B-17151 (Construction: 11/2019 – 08/2024), PM: Melissa Faber.
  - f) Coleshill Dr: Cowles Mountain Bl to Ballinger Ave, Eagle Ridge PS Replacement B-23082 (Construction: 09/2027 - 01/2031), PM: Nader Naghavian.

**SECTION 4 - CONTROL OF MATERIALS**

**4-6 TRADE NAMES.** To the “WHITEBOOK”, ADD the following:

11. You shall submit your list of proposed substitutions for an “equal” item **no later than 5 Working Days after the issuance of the Apparent Low Bidder** and on the City’s Product Submittal Form available at:

<https://www.sandiego.gov/ecp/edocref/>



## SECTION 5 - LEGAL RELATIONS AND RESPONSIBILITIES

**5-4**           **INSURANCE.** To the "GREENBOOK", DELETE in its entirety and SUBSTITUTE with the following:

**5-4**           **INSURANCE.**

1.       The insurance provisions herein shall not be construed to limit your indemnity and defense duties set forth in the Contract.

**5-4.1**       **Policies and Procedures.**

1.       You shall procure the insurance described below, at your sole cost and expense, to provide coverage against claims for loss including injuries to persons or damage to property, which may arise out of or in connection with the performance of the Work by you, your agents, representatives, officers, employees or Subcontractors.
2.       Insurance coverage for property damage resulting from your operations is on a replacement cost valuation. The market value will not be accepted.
3.       You shall maintain this insurance as required by this Contract and at all times thereafter when you are correcting, removing, or replacing Work in accordance with this Contract. Your duties under the Contract, including your indemnity obligations, are not limited to the insurance coverage required by this Contract.
4.       If you maintain broader coverage or higher limits than the minimums shown below, City requires and shall be entitled to the broader coverage or the higher limits maintained by you. Any available insurance proceeds in excess of the specified minimum limits of insurance and coverage shall be available to City.
5.       Your payment for insurance shall be included in the Contract Price you bid. You are not entitled to any additional payment from the City to cover your insurance, unless the City specifically agrees to payment in writing. Do not begin any Work under this Contract or allow any Subcontractors to begin work, until you have provided, and the City has approved, all required insurance.
6.       Policies of insurance shall provide that the City is entitled to 30 days advance written notice of cancellation or non-renewal of the policy or 10 days advance written notice for cancellation due to non-payment of premium. Maintenance of specified insurance coverage is a material element of the Contract. Your failure to maintain or renew coverage and to provide evidence of renewal during the term of the Contract may be treated by the City as a material breach of the Contract.

**5-4.2 Types of Insurance.**

**5-4.2.1 General Liability Insurance.**

1. Commercial General Liability Insurance shall be written on the current version of the ISO Occurrence form CG 00 01 07 98 or an equivalent form providing coverage at least as broad.
2. The policy shall cover liability arising from premises and operations, XCU (explosions, underground, and collapse), independent contractors, products/completed operations, personal injury and advertising injury, bodily injury, property damage, and liability assumed under an insured's contract (including the tort liability of another assumed in a business contract).
3. There shall be no endorsement or modification limiting the scope of coverage for either "insured vs. insured" claims or contractual liability. You shall maintain the same or equivalent insurance for at least 10 years following completion of the Work.
4. All costs of defense shall be outside the policy limits. Policy coverage shall be in liability limits of not less than the following:

<u>General Annual Aggregate Limit</u>	<u>Limits of Liability</u>
Other than Products/Completed Operations	\$10,000,000
Products/Completed Operations Aggregate Limit	\$10,000,000
Personal Injury Limit	\$5,000,000
Each Occurrence	\$5,000,000

**5-4.2.2 Commercial Automobile Liability Insurance.**

1. You shall provide a policy or policies of Commercial Automobile Liability Insurance written on the current version of the ISO form CA 00 01 12 90 or later version or equivalent form providing coverage at least as broad in the amount of \$1,000,000 combined single limit per accident, covering bodily injury and property damage for owned, non-owned, and hired automobiles ("Any Auto").
2. All costs of defense shall be outside the limits of the policy.

**5-4.2.3 Workers' Compensation Insurance and Employers Liability Insurance.**

1. In accordance with the provisions of California Labor Code section 3700, you shall provide, at your expense, Workers' Compensation Insurance and Employers Liability Insurance to protect you against all claims under applicable state workers' compensation laws. The City, its elected officials, and employees will not be responsible for any claims in law or equity occasioned by your failure to comply with this requirement.

2. Statutory Limits shall be provided for Workers' Compensation Insurance as required by the state of California, and Employer's Liability Insurance with limits of no less than \$1,000,000 per accident for bodily injury or disease.
3. By signing and returning the Contract, you certify that you are aware of the provisions of California's Workers' Compensation laws, including Labor Code section 3700, which requires every employer to be insured against liability for workers' compensation or to undertake self-insurance, and that you will comply with these provisions before commencing the Work.

**5-4.2.4 Contractors Pollution Liability Insurance.**

1. You shall procure and maintain at your expense or require your Subcontractor, as described below, to procure and maintain Contractors Pollution Liability Insurance applicable to the Work being performed, with a limit no less than \$2,000,000 per claim or occurrence and \$4,000,000 aggregate per policy period of one year.
2. All costs of defense shall be outside the limits of the policy.
3. You shall obtain written approval from the City for any insurance provided by your Subcontractor instead of you.
4. For approval of a substitution of your Subcontractor's insurance, you shall certify that all activities for which the Contractors Pollution Liability Insurance will provide coverage will be performed exclusively by the Subcontractor providing the insurance. The deductible shall not exceed \$25,000 per claim unless the City has provided prior, written approval.
5. Occurrence based policies shall be procured before the Work commences. Claims Made policies shall be procured before the Work commences, shall be maintained for the Contract Time, and shall include a 12-month extended Claims Discovery Period applicable to this contract or the existing policy or policies that shall continue to be maintained for 12 months after the completion of the Work without advancing the retroactive date.

**5-4.3 Rating Requirements.** Except for the State Compensation Insurance Fund, all insurance required by this Contract shall be carried only by responsible insurance companies with a rating of, or equivalent to, at least "A-, VI" by A.M. Best Company, that are authorized by the California Insurance Commissioner to do business in the state of California, and that have been approved by the City.

**5-4.3.1 Non-Admitted Carriers.** The City will accept insurance provided by non-admitted, "surplus lines" carriers only if the carrier is authorized to do business in the state of California and is included on the List of Approved Surplus Lines Insurers (LASLI list).

All policies of insurance carried by non-admitted carriers shall be subject to all of the requirements for policies of insurance provided by admitted carriers described in this Contract.

**5-4.4 Evidence of Insurance.** You shall furnish the City with original Certificates of Insurance, including all required amendatory endorsements (or copies of the applicable policy language effecting coverage required by this clause), prior to your commencement of Work under this Contract. In addition, The City reserves the right to require complete, certified copies of all required insurance policies, including endorsements, required by these specifications, at any time.

**5-4.5 Policy Endorsements.**

**5-4.5.1 Commercial General Liability Insurance.**

**5-4.5.1.1 Additional Insured.** To the fullest extent permitted by law and consistent with the limiting provisions set forth at California Civil Code section 2782, California Insurance Code section 11580.04, and any applicable successor statutes limiting indemnification of public agencies that bind the City, the policy or policies shall be endorsed to include as an Additional Insured the City and its respective elected officials, officers, employees, agents, and representatives, with respect to liability arising out of:

- i. Ongoing operations performed by you or on your behalf,
- ii. your products,
- iii. your work, e.g., your completed operations performed by you or on your behalf, or
- iv. premises owned, leased, controlled, or used by you.

**5-4.5.1.2 Primary and Non-Contributory Coverage.** The policy shall be endorsed to provide that the coverage with respect to operations, including the completed operations, if appropriate, of the Named Insured is primary to any insurance or self-insurance of the City and its elected officials, officers, employees, agents and representatives. Further, it shall provide that any insurance maintained by the City and its elected officials, officers, employees, agents and representatives shall be in excess of your insurance and shall not contribute to it.

**5-4.5.1.3 Project General Aggregate Limit.** The policy or policies shall be endorsed to provide a Designated Construction Project General Aggregate Limit that will apply only to the Work. Only claims payments which arise from the Work shall reduce the Designated Construction Project General Aggregate Limit. The Designated Construction Project General Aggregate Limit shall be in addition to the aggregate limit provided for the products-completed operations hazard.

**5-4.5.2 Workers' Compensation Insurance and Employers Liability Insurance.**

**5-4.5.2.1 Waiver of Subrogation.** The policy or policies shall be endorsed to provide that the insurer will waive all rights of subrogation against the City and its respective

elected officials, officers, employees, agents, and representatives for losses paid under the terms of the policy or policies and which arise from Work performed by the Named Insured for the City.

### **5-4.5.3 Contractors Pollution Liability Insurance Endorsements.**

**5-4.5.3.1 Additional Insured.** To the fullest extent permitted by law and consistent with the limiting provisions set forth at California Civil Code section 2782, California Insurance Code section 11580.04, and any applicable successor statutes limiting indemnification of public agencies that bind the City, the policy or policies shall be endorsed to include as an Additional Insured the City and its respective elected officials, officers, employees, agents, and representatives, with respect to liability arising out of:

- a. Ongoing operations performed by you or on your behalf,
- b. your products,
- c. your work, e.g., your completed operations performed by you or on your behalf, or
- d. premises owned, leased, controlled, or used by you.

**5-4.5.3.2 Primary and Non-Contributory Coverage.** The policy or policies shall be endorsed to provide that the insurance afforded by the Contractors Pollution Liability Insurance policy or policies is primary to any insurance or self-insurance of the City and its elected officials, officers, employees, agents and representatives with respect to operations including the completed operations of the Named Insured. Any insurance maintained by the City and its elected officials, officers, employees, agents and representatives shall be in excess of your insurance and shall not contribute to it.

**5-4.5.3.3 Severability of Interest.** For Contractors Pollution Liability Insurance, the policy or policies shall provide that your insurance shall apply separately to each insured against whom claim is made or suit is brought, except with respect to the limits of the insurer's liability and shall provide cross-liability coverage.

**5-4.6 Deductibles and Self-Insured Retentions.** You shall disclose deductibles and self-insured retentions to the City at the time the evidence of insurance is provided. The City may require you to purchase coverage with a lower retention or provide proof of ability to pay losses and related investigations, claim administration, and defense expenses within the retention. The policy language shall provide, or be endorsed to provide, that the self-insured retention may be satisfied by either the named insured or City.

**5-4.7 Reservation of Rights.** The City reserves the right, from time to time, to review your insurance coverage, limits, deductibles, and self-insured retentions to

determine if they are acceptable to the City. The City will reimburse you, without overhead, profit, or any other markup, for the cost of additional premium for any coverage requested by the Engineer, but not required by this Contract.

**5-4.8 Notice of Changes to Insurance.** You shall notify the City, in writing, 30 days prior to any material change to the policies of insurance provided under this Contract. This written notice is in addition to the requirements of paragraph 6 of Section 5-4.1.

**5-4.9 Excess Insurance.** Policies providing excess coverage shall follow the form of the primary policy or policies, including all endorsements.

## **SECTION 6 – PROSECUTION AND PROGRESS OF THE WORK**

**6-1.1 Construction Schedule.** To the “WHITEBOOK”, ADD the following:

3. Refer to the Sample City Invoice materials in **Appendix D – Sample City Invoice with Cash Flow Forecast** and use the format shown.

**6-2.1 Moratoriums.** To the “WHITEBOOK”, ADD the following:

4. Do not Work in the areas where there is currently a moratorium issued by the City. The areas subject to moratorium are listed below:
  - a) San Carlos Interconnect Trans Pipeline (Construction: 4/2025 – 8/2026) To avoid conflict with the paving moratorium: Construction of exterior point repair at (Cowles Mountain Bl: Whelan Dr to Coleshill Dr) should be completed before 4/2025.
  - b) AC Paving Group 1601: (Bardonia St; Whelan Dr to Tommy Dr) Construction of cleanout shall be completed after 4/3/2024 to avoid conflict with paving moratorium.

**6-3 TIME OF COMPLETION.** To the “WHITEBOOK”, ADD the following:

1. You shall complete the liner installation of all segments of sewer mains and the lateral reinstatements as verified by the Engineer within **440 Working Days** from the date of NTP. Complete the remaining Work as part of this project, including lateral lining and post-lining CCTV video, within the remaining number of Working Days.

**6-3.1 General.** To the "WHITEBOOK", item 3, subitem d, DELETE in its entirety and SUBSTITUTE with the following:

- d) 30 Calendar Days for full depth asphalt final mill and resurfacing work required per SDG-107, “Pavement Restoration for Asphalt Concrete Surfaced Streets - Major Excavation” as included in **Appendix K – Standard Drawings (SPO)**.

**ADD:**

**6-6.1.1 Environmental Document.**

1. The City of San Diego has prepared a **Notice of Exemption** for **Lake Murray Improvements 3**, Project No. **B-22022.02.06**, as referenced in the Contract Appendix. You shall comply with all requirements of the **Notice of Exemption** as set forth in **Appendix A**.
2. Compliance with the City's environmental document shall be included in the Contract Price, unless separate bid items have been provided.

**6-9 LIQUIDATED DAMAGES.** To the "WHITEBOOK", item 2, DELETE in its entirety and SUBSTITUTE with the following:

2. The execution of the Contract shall constitute agreement between you and the City that the liquidated damage amount described in the table below is the value of the damage caused by your failure to complete the Work within the allotted time. Such sum shall not be construed as a penalty and may be deducted from your payments if such delay occurs.

<b>Contract Value</b>	<b>Liquidated Damages Daily Amount</b>
Less than \$200,001	\$1,000
\$200,001 to \$500,000	\$1,500
\$500,001 to \$1,000,000	\$2,000
\$1,000,001 to \$2,000,000	\$2,500
\$2,000,001 to \$5,000,000	\$3,000
\$5,000,001 to \$10,000,000	\$5,500
\$10,000,001 to \$20,000,000	\$6,500
Greater Than \$20,000,000	\$7,000

**SECTION 7 – MEASUREMENT AND PAYMENT**

**7-3.9 Field Orders.** To the “WHITEBOOK”, DELETE in its entirety and SUBSTITUTE with the following:

1. If the cumulative total of Field Order items of Work does not exceed the “Field Orders” Bid Item, the City shall pay those Field Orders as shown below:

**TABLE 7-3.9**

**FIELD ORDER LIMITS**

<b>Contract Price</b>	<b>Maximum Each Field Order Work Amount</b>
Less than \$1,000,001	\$10,000
\$1,000,001 to \$5,000,000	\$20,000
\$5,000,001 to \$10,000,000	\$25,000
\$10,000,001 to \$30,000,000	\$40,000
Greater than \$30,000,000	\$70,000

**7-3.11 Compensation Adjustments for Price Index Fluctuations.** To the “WHITEBOOK”, ADD the following:

This Contract **is not** subject to the provisions of The “WHITEBOOK” for Compensation Adjustments for Price Index Fluctuations for paving asphalt.

**SECTION 306 - OPEN TRENCH CONDUIT CONSTRUCTION**

**306-1 GENERAL.** To the “GREENBOOK”, ADD the following:

1. All Work under this section shall be subject to the applicable permanent resurfacing restoration requirements in accordance with the following City of San Diego Standard Drawings as included in **Appendix K – Standard Drawings (SPO)**.
  - a) SDG-105, “Pavement Restoration General Notes”
  - b) SDG-107, “Pavement Restoration for Asphalt Concrete Surfaced Streets – Major Excavation”



- c) SDG-108, "Pavement Restoration for Concrete Surfaced Streets and Alleys - Major Excavation"
- d) SDG-117, "Pavement Restoration for Asphalt Concrete Surface Streets - Minor Excavation"
- e) SDG-118, "Pavement Restoration for Concrete Surface Streets and Alleys - Minor Excavation"

**306-3.3.4 Payment.** To the "WHITEBOOK", ADD the following:

- 12. The payment for pavement restoration including influence area shall be included in the Bid items for the associated abandonment Work.

**306-15 PAYMENT.** To the "GREENBOOK", ADD the following:

- 1. Payment for pavement restoration, including influence area, shall be included in the associated Bid items pertinent to the Work.

**306-15.1 General.** To the "WHITEBOOK", item 1, subitem n, DELETE in its entirety and SUBSTITUTE with the following:

- n) Permanent resurfacing. See **306-1 General** for permanent pavement restoration requirements.

**306-15.8 Pipeline Appurtenances.** To the "WHITEBOOK", ADD the following:

- 10. Payment for pipeline appurtenances will be made at the contract unit price for each appurtenance of the size including permanent resurfacing requirements. See **306-1 General** for permanent resurfacing requirements.

**306-16.6 Payment.** To the "WHITEBOOK", ADD the following:

- 6. All Work under this section shall be subject to the applicable permanent resurfacing restoration requirements in accordance with the following City of San Diego Standard Drawings. Payment for pavement restoration, including influence area, shall be included in the associated Bid items pertinent to the Work.
  - a) See **306-1 General** for permanent resurfacing requirements.

**306-17.2 Payment.** To the "WHITEBOOK", ADD the following:

- 12. All Work under this section shall be subject to the applicable permanent resurfacing restoration requirements in accordance with the following City of San Diego Standard Drawings. Payment for pavement restoration, including influence area, shall be included in the associated Bid items pertinent to the Work.
- 13. See **306-1 General** for permanent resurfacing requirements.

## SECTION 400 – PROTECTION AND RESTORATION

**400-1 GENERAL.** To the "WHITEBOOK", ADD the following:

6. All Work under this section shall be subject to the applicable permanent resurfacing restoration requirements in accordance with the following City of San Diego Standard Drawings as included in **Appendix K – Standard Drawings (SPO)**. Payment for pavement restoration, including influence area, shall be included in the associated Bid Items pertinent to the Work.
  - a) SDG-105, "Pavement Restoration General Notes"
  - b) SDG-107, "Pavement Restoration for Asphalt Concrete Surfaced Streets - Major Excavation"
  - c) SDG-108, "Pavement Restoration for Concrete Surfaced Streets and Alleys - Major Excavation"
  - d) SDG-117, "Pavement Restoration for Asphalt Concrete Surface Streets - Minor Excavation"
  - e) SDG-118, "Pavement Restoration for Concrete Surface Streets and Alleys - Minor Excavation"

### SECTION 401 - REMOVAL

**401-3.1 Concrete Pavement.** To the "WHITEBOOK", ADD the following:

4. See Section **400-1 GENERAL** for permanent resurfacing requirements.

**401-3.2 Concrete Curb, Walk, Gutters, Cross Gutters, Curb Ramps, Driveway, and Alley Intersections.** To the "WHITEBOOK", ADD the following:

7. See Section **400-1 GENERAL** for permanent resurfacing requirements.

### SECTION 402 – UTILITIES

**402-1.1 General.** To the "GREENBOOK", paragraph 5, DELETE in its entirety and SUBSTITUTE with the following:

The Contractor shall complete excavation, backfill, and placement of temporary resurfacing on the same Day. Backfill shall conform to 306-12. Temporary resurfacing shall conform to 306-13.1. Permanent resurfacing shall be placed within 10 Working Days unless otherwise specified in the Special Provisions or directed by the Engineer. See Section **400-1 GENERAL** for permanent resurfacing requirements.

To the "WHITEBOOK", item 2, DELETE in its entirety and SUBSTITUTE with the following:

2. You shall fill all potholes on the same day of potholing if no trenching is to be performed within 10 Working Days of the excavation. Fully restore all potholes and any damaged surrounding areas to their original condition unless otherwise specified by the Engineer. Permanent resurfacing shall

conform to SDG-123, "36-Inch and Smaller Pothole and Exploratory Excavation" as included in **Appendix K – Standard Drawings (SPO)**.

**402-2 PROTECTION.** To the "WHITEBOOK", item 2, ADD the following:

- g) Refer to **Appendix G - Advanced Metering Infrastructure (AMI) Device Protection** for more information on the protection of AMI devices.

**402-8 PAYMENT.** To the "WHITEBOOK", ADD the following:

- 6. Payment for pavement restoration, including influence area, shall be included in the associated Bid items pertinent to the Work.

### **SECTION 500 – PIPELINE REHABILITATION**

**500-1 GENERAL.** To the "WHITEBOOK", ADD the following:

- 5. All Work under this section shall be subject to the applicable permanent resurfacing restoration requirements in accordance with the following City of San Diego Standard Drawings as included in **Appendix K – Standard Drawings (SPO)**. Payment for pavement restoration, including influence area, shall be included in the associated Bid Items pertinent to the Work.
  - a) SDG-105, "Pavement Restoration General Notes"
  - b) SDG-107, "Pavement Restoration for Asphalt Concrete Surfaced Streets - Major Excavation"
  - c) SDG-108, "Pavement Restoration for Concrete Surfaced Streets and Alleys - Major Excavation"
  - d) SDG-117, "Pavement Restoration for Asphalt Concrete Surface Streets - Minor Excavation"
  - e) SDG-118, "Pavement Restoration for Concrete Surface Streets and Alleys - Minor Excavation"

**500-2.1 Initial Submittals.** To the "WHITEBOOK", item 1, ADD the following:

Items shall be submitted in accordance with the required documents schedule.

**500-4.7 Payment.** To the "WHITEBOOK", DELETE in its entirety and SUBSTITUTE with the following:

- 1. The point repair Work shall be measured and paid for in the Bid Item for each "**Point Repair for Existing Sewer Main**". Measurement shall be made at the pipe and shall be based on the length of pipe repaired. You shall be paid for 1 point repair for each repair 8 ft (2.43 m) or less in length. Any continuous point repair greater than 8 ft (2.43 m), shall be paid linearly

proportioned to bid item **“Point Repair for Existing Sewer Main”**. This payment shall include all necessary labor, materials, and equipment to clean, repair, excavate, inspect the Point Repair, backfill and restore pavement. See **500-1 General** for permanent pavement restoration requirements.

### **SECTION 503 – SERVICE LATERAL REHABILITATION**

**503-1 GENERAL.** To the “WHITEBOOK”, ADD the following:

7. All Work under this section shall be subject to the applicable permanent resurfacing restoration requirements in accordance with the following City of San Diego Standard Drawings as included in **Appendix K – Standard Drawings (SPO)**. Payment for pavement restoration, including influence area, shall be included in the associated Bid items pertinent to the Work.
  - a) SDG-105, “Pavement Restoration General Notes”
  - b) SDG-107, “Pavement Restoration for Asphalt Concrete Surfaced Streets - Major Excavation”
  - c) SDG-108, “Pavement Restoration for Concrete Surfaced Streets and Alleys - Major Excavation”
  - d) SDG-117, “Pavement Restoration for Asphalt Concrete Surface Streets - Minor Excavation”
  - e) SDG-118, “Pavement Restoration for Concrete Surface Streets and Alleys - Minor Excavation”

**503-6 PAYMENT.** To the "WHITEBOOK" item 3, DELETE in its entirety and SUBSTITUTE with the following:

3. The point repair Work for sewer laterals shall be in accordance with 500-4, **“PIPELINE POINT REPAIR AND/OR REPLACEMENT”** and shall be included in the Bid Item for each **“Point Repair for Existing Sewer Lateral”**. Measurement shall be made at the pipe and shall be based on the length of pipe repaired. You shall be paid for 1 point repair for each repair 8 ft (2.43 m) or less in length. Any continuous point repair greater than 8 ft (2.43 m), shall be paid linearly proportioned to bid item **“Point Repair for Existing Sewer Main”**. This payment shall include all necessary labor, materials, and equipment to clean, repair, excavate, inspect the Point Repair, backfill, pavement restoration (and influence area) including sidewalks, driveways and any other above ground improvements.

### **SECTION 701 - CONSTRUCTION**

**701-2 PAYMENT.** To the "WHITEBOOK", item 3, DELETE in its entirety and SUBSTITUTE with the following:

3. The payment for the trenching and pavement restoration, including influence areas, is included in the payment for the associated Work.

**SECTION 1001 – CONSTRUCTION BEST MANAGEMENT PRACTICES (BMPs)**

**1001-1**      **GENERAL.** To the “WHITEBOOK”, ADD the following:

8.      Based on a preliminary assessment by the City, this Contract is subject to **WPCP.**
-

**SUPPLEMENTARY SPECIAL PROVISIONS**  
**APPENDICES**

**APPENDIX A**  
**NOTICE OF EXEMPTION**

## NOTICE OF EXEMPTION

(Check one or both)

TO:  Recorder/County Clerk  
P.O. Box 1750, MS A-33  
1600 Pacific Hwy, Room 260  
San Diego, CA 92101-2400

FROM: City of San Diego  
Engineering & Capital Projects Department  
525 B Street, Suite 750, MS 908A  
San Diego, CA 92101

Office of Planning and Research  
1400 Tenth Street, Room 121  
Sacramento, CA 95814

**Project Name:** Lake Murray Improvements 3

**WBS No.:** B-22022.02.06

**Project Location-Specific:** The project is located along portions of the following streets within the Navajo Community Planning Area (Council District 7): Acuff Dr., Cowles Mountain Blvd., Barker Dr., Barker Wy., Regner Rd., Coleshill Dr., Boulder Lake Ave., Ballinger Ave., Renkrib Ave., Harwell Dr., Gain Dr., Jackie Dr., Highwood Dr., Bobhird Dr., Frazier Dr., Mewall Dr., Idyllwild Ln., Mulvaney Dr., Turnbridge Wy., Southgate Dr., Joeve Ct., Highsmith Ln., Whiteport Ln., Willa Wy., Bardonia St., Hudson Dr., Tommy Dr., Verlane Dr., Renown Dr., Bantam Lake Ave., Bantam Lake Cir., San Carlos Dr., Boon Lake Ave., Beaver Lake Dr., Lake Badin Ave., June Lake Dr., Lake Kathleen Ave., and Lake Cayuga Dr.

**Project Location-City/County:** San Diego/San Diego

**Description of nature and purpose of the Project:** The project involves rehabilitation of approximately 25,820 linear feet of sewer main, including point repairs, rehabilitation of sewer manholes and laterals, installation of new manholes, cleanouts, laterals, curb ramps, and street resurfacing. All work would occur within the City's developed public right-of-way.

A portion of the project (sewer main rehabilitation on Barker Way between Boulder Lake Avenue and Coleshill Drive) occurs adjacent to the City's Multi-Habitat Planning Area (MHPA) and will be required to comply with the MHPA Land Use Adjacency Guidelines as specified in Section 1.4.3 of the Multiple Species Conservation Program's (MSCP) Subarea Plan.

**Name of Public Agency Approving Project:** City of San Diego

**Name of Person or Agency Carrying Out Project:** City of San Diego  
Engineering and Capital Projects Department  
Contact: Juan Baligad  
Email/Phone No.: JBaligad@sandiego.gov / (619) 533-5473  
525 B Street, Suite 750 (MS 908A), San Diego, CA 92101

Exempt Status:

- Ministerial (Sec. 21080(b)(1); 15268);
- Declared Emergency (Sec. 21080(b)(3); 15269(a));
- Emergency Project (Sec. 21080(b)(4); 15269 (b)(c))
- Categorical Exemption: 15301(Existing Facilities), 15303 (New Construction or Conversion of Small Structures), 15304 (Minor Alteration to Land)
- Statutory Exemptions:



**Reasons why project is exempt:** The City of San Diego conducted an environmental review which determined that the project meets the categorical exemption criteria set forth in CEQA State Guidelines, Section 15301 (Existing Facilities) which allows for operation, repair, maintenance activities, minor alterations to existing public facilities involving negligible or no expansion of use, such as the rehabilitation of existing sewer mains, including point repairs and rehabilitation of manholes and laterals; Section 15303 (New Construction or Conversion of Small Structures), which allows for the construction and location of limited numbers of new, small structures, such as installation of new manholes, cleanouts, laterals, and curb ramps; Section 15304 (Minor Alteration to Land), which allows for minor public alterations in the condition of land which do not involve removal of healthy, mature, scenic trees except for forestry of agricultural purposes, such as trenching for the installation of new manholes, cleanouts, and laterals where the surface is restored; and where the exceptions listed in Section 15300.2 would not apply.

Lead Agency Contact Person: Juan Baligad

Telephone: (619) 533-5473

If filed by applicant:

1. Attach certified document of exemption finding.
2. Has a notice of exemption been filed by the public agency approving the project? ( ) Yes ( ) No

It is hereby certified that the City of San Diego has determined the above activity to be exempt from CEQA.

  
\_\_\_\_\_  
James Arnhart, Program Manager

June 1, 2023  
\_\_\_\_\_  
Date

Check One:

- (X) Signed By Lead Agency  
( ) Signed by Applicant

Date Received for Filing with County Clerk or OPR:

**APPENDIX B**  
**FIRE HYDRANT METER PROGRAM**

<b>CITY OF SAN DIEGO CALIFORNIA DEPARTMENT INSTRUCTIONS</b>	<b>NUMBER DI 55.27</b>	<b>DEPARTMENT Water Department</b>
<b>SUBJECT  FIRE HYDRANT METER PROGRAM (FORMERLY: CONSTRUCTION METER PROGRAM)</b>	<b>PAGE 1 OF 10</b>	<b>EFFECTIVE DATE  October 15, 2002</b>
	<b>SUPERSEDES DI 55.27</b>	<b>DATED April 21, 2000</b>

1. **PURPOSE**

1.1 To establish a Departmental policy and procedure for issuance, proper usage and charges for fire hydrant meters.

2. **AUTHORITY**

2.1 All authorities and references shall be current versions and revisions.

2.2 San Diego Municipal Code (NC) Chapter VI, Article 7, Sections 67.14 and 67.15

2.3 Code of Federal Regulations, Safe Drinking Water Act of 1986

2.4 California Code of Regulations, Titles 17 and 22

2.5 California State Penal Code, Section 498B.0

2.6 State of California Water Code, Section 110, 500-6, and 520-23

2.7 Water Department Director

**Reference**

2.8 State of California Guidance Manual for Cross Connection Programs

2.9 American Water Works Association Manual M-14, Recommended Practice for Backflow Prevention

2.10 American Water Works Association Standards for Water Meters

2.11 U.S.C. Foundation for Cross Connection Control and Hydraulic Research Manual

3. **DEFINITIONS**

3.1 **Fire Hydrant Meter:** A portable water meter which is connected to a fire hydrant for the purpose of temporary use. (These meters are sometimes referred to as Construction Meters.)

<b>CITY OF SAN DIEGO CALIFORNIA DEPARTMENT INSTRUCTIONS</b>	<b>NUMBER DI 55.27</b>	<b>DEPARTMENT Water Department</b>
<b>SUBJECT  FIRE HYDRANT METER PROGRAM (FORMERLY: CONSTRUCTION METER PROGRAM)</b>	<b>PAGE 2 OF 10</b>	<b>EFFECTIVE DATE  October 15, 2002</b>
	<b>SUPERSEDES DI 55.27</b>	<b>DATED April 21, 2000</b>

- 3.2 **Temporary Water Use:** Water provided to the customer for no longer than twelve (12) months.
- 3.3 **Backflow Preventor:** A Reduced Pressure Principal Assembly connected to the outlet side of a Fire Hydrant Meter.

4. **POLICY**

- 4.1 The Water Department shall collect a deposit from every customer requiring a fire hydrant meter and appurtenances prior to providing the meter and appurtenances (see Section 7.1 regarding the Fees and Deposit Schedule). The deposit is refundable upon the termination of use and return of equipment and appurtenances in good working condition.
- 4.2 Fire hydrant meters will have a 2 ½" swivel connection between the meter and fire hydrant. The meter shall not be connected to the 4" port on the hydrant. All Fire Hydrant Meters issued shall have a Reduced Pressure Principle Assembly (RP) as part of the installation. Spanner wrenches are the only tool allowed to turn on water at the fire hydrant.
- 4.3 The use of private hydrant meters on City hydrants is prohibited, with exceptions as noted below. All private fire hydrant meters are to be phased out of the City of San Diego. All customers who wish to continue to use their own fire hydrant meters must adhere to the following conditions:
  - a. Meters shall meet all City specifications and American Water Works Association (AWWA) standards.
  - b. Customers currently using private fire hydrant meters in the City of San Diego water system will be allowed to continue using the meter under the following conditions:
    - 1. The customer must submit a current certificate of accuracy and calibration results for private meters and private backflows annually to the City of San Diego, Water Department, Meter Shop.

<b>CITY OF SAN DIEGO CALIFORNIA DEPARTMENT INSTRUCTIONS</b>	<b>NUMBER DI 55.27</b>	<b>DEPARTMENT Water Department</b>
<b>SUBJECT  FIRE HYDRANT METER PROGRAM (FORMERLY: CONSTRUCTION METER PROGRAM)</b>	<b>PAGE 3 OF 10</b>	<b>EFFECTIVE DATE  October 15, 2002</b>
	<b>SUPERSEDES DI 55.27</b>	<b>DATED April 21, 2000</b>

2. The meter must be properly identifiable with a clearly labeled serial number on the body of the fire hydrant meter. The serial number shall be plainly stamped on the register lid and the main casing. Serial numbers shall be visible from the top of the meter casing and the numbers shall be stamped on the top of the inlet casing flange.
3. All meters shall be locked to the fire hydrant by the Water Department, Meter Section (see Section 4.7).
4. All meters shall be read by the Water Department, Meter Section (see Section 4.7).
5. All meters shall be relocated by the Water Department, Meter Section (see Section 4.7).
6. These meters shall be tested on the anniversary of the original test date and proof of testing will be submitted to the Water Department, Meter Shop, on a yearly basis. If not tested, the meter will not be allowed for use in the City of San Diego.
7. All private fire hydrant meters shall have backflow devices attached when installed.
8. The customer must maintain and repair their own private meters and private backflows.
9. The customer must provide current test and calibration results to the Water Department, Meter Shop after any repairs.
10. When private meters are damaged beyond repair, these private meters will be replaced by City owned fire hydrant meters.

<b>CITY OF SAN DIEGO CALIFORNIA DEPARTMENT INSTRUCTIONS</b>	<b>NUMBER DI 55.27</b>	<b>DEPARTMENT Water Department</b>
<b>SUBJECT  FIRE HYDRANT METER PROGRAM (FORMERLY: CONSTRUCTION METER PROGRAM)</b>	<b>PAGE 4 OF 10</b>	<b>EFFECTIVE DATE  October 15, 2002</b>
	<b>SUPERSEDES DI 55.27</b>	<b>DATED April 21, 2000</b>

11. When a private meter malfunctions, the customer will be notified and the meter will be removed by the City and returned to the customer for repairs. Testing and calibration results shall be given to the City prior to any re-installation.
  12. The register shall be hermetically sealed straight reading and shall be readable from the inlet side. Registration shall be in hundred cubic feet.
  13. The outlet shall have a 2 ½ “National Standards Tested (NST) fire hydrant male coupling.
  14. Private fire hydrant meters shall not be transferable from one contracting company to another (i.e. if a company goes out of business or is bought out by another company).
- 4.4 All fire hydrant meters and appurtenances shall be installed, relocated and removed by the City of San Diego, Water Department. All City owned fire hydrant meters and appurtenances shall be maintained by the City of San Diego, Water Department, Meter Services.
- 4.5 If any fire hydrant meter is used in violation of this Department Instruction, the violation will be reported to the Code Compliance Section for investigation and appropriate action. Any customer using a fire hydrant meter in violation of the requirements set forth above is subject to fines or penalties pursuant to the Municipal Code, Section 67.15 and Section 67.37.
- 4.6 **Conditions and Processes for Issuance of a Fire Hydrant Meter**
- Process for Issuance
- a. Fire hydrant meters shall only be used for the following purposes:
    1. Temporary irrigation purposes not to exceed one year.

<b>CITY OF SAN DIEGO CALIFORNIA DEPARTMENT INSTRUCTIONS</b>	<b>NUMBER DI 55.27</b>	<b>DEPARTMENT Water Department</b>
<b>SUBJECT  FIRE HYDRANT METER PROGRAM (FORMERLY: CONSTRUCTION METER PROGRAM)</b>	<b>PAGE 5 OF 10</b>	<b>EFFECTIVE DATE  October 15, 2002</b>
	<b>SUPERSEDES DI 55.27</b>	<b>DATED April 21, 2000</b>

2. Construction and maintenance related activities (see Tab 2).
  - b. No customer inside or outside the boundaries of the City of San Diego Water Department shall resell any portion of the water delivered through a fire hydrant by the City of San Diego Water Department.
  - c. The City of San Diego allows for the issuance of a temporary fire hydrant meter for a period not to exceed 12 months (365 days). An extension can only be granted in writing from the Water Department Director for up to 90 additional days. A written request for an extension by the consumer must be submitted at least 30 days prior to the 12 month period ending. No extension shall be granted to any customer with a delinquent account with the Water Department. No further extensions shall be granted.
  - d. Any customer requesting the issuance of a fire hydrant meter shall file an application with the Meter Section. The customer must complete a "Fire Hydrant Meter Application" (Tab 1) which includes the name of the company, the party responsible for payment, Social Security number and/or California ID, requested location of the meter (a detailed map signifying an exact location), local contact person, local phone number, a contractor's license (or a business license), description of specific water use, duration of use at the site and full name and address of the person responsible for payment.
  - e. At the time of the application the customer will pay their fees according to the schedule set forth in the Rate Book of Fees and Charges, located in the City Clerk's Office. All fees must be paid by check, money order or cashiers check, made payable to the City Treasurer. Cash will not be accepted.
  - f. No fire hydrant meters shall be furnished or relocated for any customer with a delinquent account with the Water Department.
  - g. After the fees have been paid and an account has been created, the

<b>CITY OF SAN DIEGO CALIFORNIA DEPARTMENT INSTRUCTIONS</b>	<b>NUMBER DI 55.27</b>	<b>DEPARTMENT Water Department</b>
<b>SUBJECT  FIRE HYDRANT METER PROGRAM (FORMERLY: CONSTRUCTION METER PROGRAM)</b>	<b>PAGE 6 OF 10</b>	<b>EFFECTIVE DATE  October 15, 2002</b>
	<b>SUPERSEDES DI 55.27</b>	<b>DATED April 21, 2000</b>

meter shall be installed within 48 hours (by the second business day). For an additional fee, at overtime rates, meters can be installed within 24 hours (within one business day).

#### 4.7 Relocation of Existing Fire Hydrant Meters

- a. The customer shall call the Fire Hydrant Meter Hotline (herein referred to as “Hotline”), a minimum of 24 hours in advance, to request the relocation of a meter. A fee will be charged to the existing account, which must be current before a work order is generated for the meter’s relocation.
- b. The customer will supply in writing the address where the meter is to be relocated (map page, cross street, etc). The customer must update the original Fire Hydrant Meter Application with any changes as it applies to the new location.
- c. Fire hydrant meters shall be read on a monthly basis. While fire hydrant meters and backflow devices are in service, commodity, base fee and damage charges, if applicable, will be billed to the customer on a monthly basis. If the account becomes delinquent, the meter will be removed.

#### 4.8 Disconnection of Fire Hydrant Meter

- a. After ten (10) months a “Notice of Discontinuation of Service” (Tab 3) will be issued to the site and the address of record to notify the customer of the date of discontinuance of service. An extension can only be granted in writing from the Water Department Director for up to 90 additional days (as stated in Section 4.6C) and a copy of the extension shall be forwarded to the Meter Shop Supervisor. If an extension has not been approved, the meter will be removed after twelve (12) months of use.
- b. Upon completion of the project the customer will notify the Meter Services office via the Hotline to request the removal of the fire hydrant meter and appurtenances. A work order will be generated



<b>CITY OF SAN DIEGO CALIFORNIA DEPARTMENT INSTRUCTIONS</b>	<b>NUMBER DI 55.27</b>	<b>DEPARTMENT Water Department</b>
<b>SUBJECT  FIRE HYDRANT METER PROGRAM (FORMERLY: CONSTRUCTION METER PROGRAM)</b>	<b>PAGE 7 OF 10</b>	<b>EFFECTIVE DATE  October 15, 2002</b>
	<b>SUPERSEDES DI 55.27</b>	<b>DATED April 21, 2000</b>

for removal of the meter.

- c. Meter Section staff will remove the meter and backflow prevention assembly and return it to the Meter Shop. Once returned to the Meter Shop the meter and backflow will be tested for accuracy and functionality.
- d. Meter Section Staff will contact and notify Customer Services of the final read and any charges resulting from damages to the meter and backflow or its appurtenance. These charges will be added on the customer's final bill and will be sent to the address of record. Any customer who has an outstanding balance will not receive additional meters.
- e. Outstanding balances due may be deducted from deposits and any balances refunded to the customer. Any outstanding balances will be turned over to the City Treasurer for collection. Outstanding balances may also be transferred to any other existing accounts.

5. **EXCEPTIONS**

- 5.1 Any request for exceptions to this policy shall be presented, in writing, to the Customer Support Deputy Director, or his/her designee for consideration.

6. **MOBILE METER**

- 6.1 Mobile meters will be allowed on a case by case basis. All mobile meters will be protected by an approved backflow assembly and the minimum requirement will be a Reduced Pressure Principal Assembly. The two types of Mobile Meters are vehicle mounted and floating meters. Each style of meters has separate guidelines that shall be followed for the customer to retain service and are described below:

- a) **Vehicle Mounted Meters:** Customer applies for and receives a City owned Fire Hydrant Meter from the Meter Shop. The customer mounts the meter on the vehicle and brings it to the Meter Shop for

<b>CITY OF SAN DIEGO CALIFORNIA DEPARTMENT INSTRUCTIONS</b>	<b>NUMBER DI 55.27</b>	<b>DEPARTMENT Water Department</b>
<b>SUBJECT  FIRE HYDRANT METER PROGRAM (FORMERLY: CONSTRUCTION METER PROGRAM)</b>	<b>PAGE 8 OF 10</b>	<b>EFFECTIVE DATE  October 15, 2002</b>
	<b>SUPERSEDES DI 55.27</b>	<b>DATED April 21, 2000</b>

inspection. After installation is approved by the Meter Shop the vehicle and meter shall be brought to the Meter Shop on a monthly basis for meter reading and on a quarterly basis for testing of the backflow assembly. Meters mounted at the owner's expense shall have the one year contract expiration waived and shall have meter or backflow changed if either fails.

b) **Floating Meters:** Floating Meters are meters that are not mounted to a vehicle. **(Note: All floating meters shall have an approved backflow assembly attached.)** The customer shall submit an application and a letter explaining the need for a floating meter to the Meter Shop. The Fire Hydrant Meter Administrator, after a thorough review of the needs of the customer, (i.e. number of jobsites per day, City contract work, lack of mounting area on work vehicle, etc.), may issue a floating meter. At the time of issue, it will be necessary for the customer to complete and sign the "Floating Fire Hydrant Meter Agreement" which states the following:

- 1) The meter will be brought to the Meter Shop at 2797 Caminito Chollas, San Diego on the third week of each month for the monthly read by Meter Shop personnel.
- 2) Every other month the meter will be read and the backflow will be tested. This date will be determined by the start date of the agreement.

If any of the conditions stated above are not met the Meter Shop has the right to cancel the contract for floating meter use and close the account associated with the meter. The Meter Shop will also exercise the right to refuse the issuance of another floating meter to the company in question.

Any Fire Hydrant Meter using reclaimed water shall not be allowed use again with any potable water supply. The customer shall incur the cost of replacing the meter and backflow device in this instance.

<b>CITY OF SAN DIEGO CALIFORNIA DEPARTMENT INSTRUCTIONS</b>	<b>NUMBER DI 55.27</b>	<b>DEPARTMENT Water Department</b>
<b>SUBJECT  FIRE HYDRANT METER PROGRAM (FORMERLY: CONSTRUCTION METER PROGRAM)</b>	<b>PAGE 9 OF 10</b>	<b>EFFECTIVE DATE  October 15, 2002</b>
	<b>SUPERSEDES DI 55.27</b>	<b>DATED April 21, 2000</b>

7. **FEE AND DEPOSIT SCHEDULES**

7.1 **Fees and Deposit Schedules:** The fees and deposits, as listed in the Rate Book of Fees and Charges, on file with the Office of the City Clerk, are based on actual reimbursement of costs of services performed, equipment and materials. These deposits and fees will be amended, as needed, based on actual costs. Deposits, will be refunded at the end of the use of the fire hydrant meter, upon return of equipment in good working condition and all outstanding balances on account are paid. Deposits can also be used to cover outstanding balances.

All fees for equipment, installation, testing, relocation and other costs related to this program are subject to change without prior notification. The Mayor and Council will be notified of any future changes.

8. **UNAUTHORIZED USE OF WATER FROM A HYDRANT**

8.1 Use of water from any fire hydrant without a properly issued and installed fire hydrant meter is theft of City property. Customers who use water for unauthorized purposes or without a City of San Diego issued meter will be prosecuted.

8.2 If any unauthorized connection, disconnection or relocation of a fire hydrant meter, or other connection device is made by anyone other than authorized Water Department personnel, the person making the connection will be prosecuted for a violation of San Diego Municipal Code, Section 67.15. In the case of a second offense, the customer's fire hydrant meter shall be confiscated and/or the deposit will be forfeited.

8.3 Unauthorized water use shall be billed to the responsible party. Water use charges shall be based on meter readings, or estimates when meter readings are not available.

8.4 In case of unauthorized water use, the customer shall be billed for all applicable charges as if proper authorization for the water use had been obtained, including but not limited to bi-monthly service charges, installation charges and removal charges.

<b>CITY OF SAN DIEGO CALIFORNIA DEPARTMENT INSTRUCTIONS</b>	<b>NUMBER DI 55.27</b>	<b>DEPARTMENT Water Department</b>
<b>SUBJECT  FIRE HYDRANT METER PROGRAM (FORMERLY: CONSTRUCTION METER PROGRAM)</b>	<b>PAGE 10 OF 10</b>	<b>EFFECTIVE DATE  October 15, 2002</b>
	<b>SUPERSEDES DI 55.27</b>	<b>DATED April 21, 2000</b>

- 8.5 If damage occurs to Water Department property (i.e. fire hydrant meter, backflow, various appurtenances), the cost of repairs or replacements will be charged to the customer of record (applicant).

**Water Department Director**

- Tabs: 1. Fire Hydrant Meter Application  
2. Construction & Maintenance Related Activities With No Return To Sewer  
3. Notice of Discontinuation of Service

#### APPENDIX

**Administering Division:** Customer Support Division

**Subject Index:** Construction Meters  
Fire Hydrant  
Fire Hydrant Meter Program  
Meters, Floating or Vehicle Mounted  
Mobile Meter  
Program, Fire Hydrant Meter

**Distribution:** DI Manual Holders



# Application for Fire Hydrant Meter (EXHIBIT A)

(For Office Use Only)

NS REQ	FAC#
DATE	BY

METER SHOP (619) 527-7449

## Meter Information

Application Date	Requested Install Date:
------------------	-------------------------

Fire Hydrant Location: (Attach Detailed Map//Thomas Bros. Map Location or Construction drawing.) <u>Zip:</u>	T.B.	G.B. (CITY USE)
Specific Use of Water:		
Any Return to Sewer or Storm Drain, if so, explain:		
Estimated Duration of Meter Use: <input type="text"/>	<input type="checkbox"/>	Check Box if Reclaimed Water

## Company Information

Company Name:			
Mailing Address:			
City:	State:	Zip:	Phone: ( )
*Business license#		*Contractor license#	
A Copy of the Contractor's license OR Business License is required at the time of meter issuance.			
Name and Title of Billing Agent: <small>(PERSON IN ACCOUNTS PAYABLE)</small>			Phone: ( )
Site Contact Name and Title:			Phone: ( )
Responsible Party Name:			Title:
Cal ID#			Phone: ( )
Signature:		Date:	
<small>Guarantees Payment of all Charges Resulting from the use of this Meter. Insures that employees of this Organization understand the proper use of Fire Hydrant Meter</small>			

<b>Fire Hydrant Meter Removal Request</b>	Requested Removal Date:
Provide Current Meter Location if Different from Above:	
Signature:	Title: Date:
Phone: ( )	Pager: ( )

<input type="checkbox"/> City Meter	<input type="checkbox"/> Private Meter	
Contract Acct #:	Deposit Amount: <b>\$ 936.00</b>	Fees Amount: <b>\$ 62.00</b>
Meter Serial #	Meter Size: <b>05</b>	Meter Make and Style: <b>6-7</b>
Backflow #	Backflow Size:	Backflow Make and Style:
Name:	Signature:	Date:

**WATER USES WITHOUT ANTICIPATED CHARGES FOR RETURN TO SEWER**

Auto Detailing  
Backfilling  
Combination Cleaners (Vactors)  
Compaction  
Concrete Cutters  
Construction Trailers  
Cross Connection Testing  
Dust Control  
Flushing Water Mains  
Hydro Blasting  
Hydro Seeing  
Irrigation (for establishing irrigation only; not continuing irrigation)  
Mixing Concrete  
Mobile Car Washing  
Special Events  
Street Sweeping  
Water Tanks  
Water Trucks  
Window Washing

**Note:**

1. If there is any return to sewer or storm drain, then sewer and/or storm drain fees will be charges.

Date

Name of Responsible Party  
Company Name and Address  
Account Number: \_\_\_\_\_

Subject:           Discontinuation of Fire Hydrant Meter Service

Dear Water Department Customer:

The authorization for use of Fire Hydrant Meter # \_\_\_\_\_, located at (*Meter Location Address*) ends in 60 days and will be removed on or after (*Date Authorization Expires*). Extension requests for an additional 90 days must be submitted in writing for consideration 30 days prior to the discontinuation date. If you require an extension, please contact the Water Department, or mail your request for an extension to:

City of San Diego  
Water Department  
Attention: Meter Services  
2797 Caminito Chollas  
San Diego, CA 92105-5097

Should you have any questions regarding this matter, please call the Fire Hydrant Hotline at (619) \_\_\_\_\_ - \_\_\_\_\_.

Sincerely,

Water Department

**APPENDIX C**

**MATERIALS TYPICALLY ACCEPTED BY CERTIFICATE OF COMPLIANCE**



## **MATERIALS TYPICALLY ACCEPTED BY CERTIFICATE OF COMPLIANCE**

1. Soil amendment
2. Fiber mulch
3. PVC or PE pipe up to 16-inch diameter
4. Stabilizing emulsion
5. Lime
6. Preformed elastomeric joint seal
7. Plain and fabric reinforced elastomeric bearing pads
8. Steel reinforced elastomeric bearing pads
9. Waterstops (Special Condition)
10. Epoxy coated bar reinforcement
11. Plain and reinforcing steel
12. Structural steel
13. Structural timber and lumber
14. Treated timber and lumber
15. Lumber and timber
16. Aluminum pipe and aluminum pipe arch
17. Corrugated steel pipe and corrugated steel pipe arch
18. Structural metal plate pipe arches and pipe arches
19. Perforated steel pipe
20. Aluminum underdrain pipe
21. Aluminum or steel entrance tapers, pipe downdrains, reducers, coupling bands and slip joints
22. Metal target plates
23. Paint (traffic striping)
24. Conductors
25. Painting of electrical equipment
26. Electrical components
27. Engineering fabric
28. Portland Cement
29. PCC admixtures
30. Minor concrete, asphalt
31. Asphalt (oil)
32. Liquid asphalt emulsion
33. Epoxy

**APPENDIX D**

**SAMPLE CITY INVOICE WITH CASH FLOW FORECAST**



WBS #:	B18108
Date Submitted:	10/10/2018
NTP Date:	3/23/2018
Final Statement of WD Date:	5/23/2020
Contract #:	K-XX-XXXX-XXX-X
Contract Amount:	\$5,617,000

## Construction Cash Flow Forecast

"Sewer and Water Group Job 965 (W)"

Year	January	February	March	April	May	June	July	August	September	October	November	December
2018				15,000	25,000	52,000	52,000	100,000	10,000	100,000	100,000	100,000
2019	10,000	10,000	85,000	58,000	100,000	100,000	100,000	100,000	100,000	100,000	1,000,000	1,000,000
2020	100,000	100,000	100,000	1,000,000	1,000,000							
2021												
2022												
2023												
2024												
2025												

SAMPLE REFERENCE

**APPENDIX E**  
**LOCATION MAP**



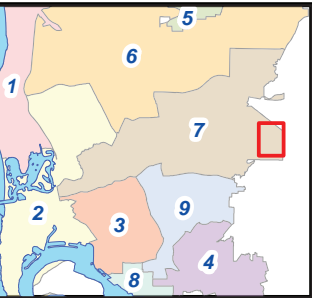
**LAKE MURRAY IMPROV 3**

SENIOR ENGINEER  
ALEX SLEIMAN  
619-533-7588

PROJECT MANAGER  
SANTIAGO CRESPO  
619-533-3627

PROJECT ENGINEER  
LAMYA BARAYA  
619-533-4434

FOR QUESTIONS ABOUT THIS PROJECT  
Call: (619) 533-4207  
Email: [engineering@sandiego.gov](mailto:engineering@sandiego.gov)



- Legend**
- Proposed Manhole Rehab
  - Proposed New MH
  - Proposed External Point Repair
  - MHPA
  - Proposed New Cleanout
  - Proposed Sewer Main Rehab
  - Proposed Internal Point Repair
  - Schools
  - Proposed Sewer Lateral Rehab
  - ExBike\_Path



THIS MAP/DATA IS PROVIDED WITHOUT WARRANTY OF ANY KIND, EITHER EXPRESS OR IMPLIED, INCLUDING, BUT NOT LIMITED TO, THE IMPLIED WARRANTIES OR MERCHANTABILITY AND FITNESS FOR A PARTICULAR PURPOSE. Note: This product may contain information reproduced with permission granted by RAND McNALLY & COMPANY to SanGIS. This map is copyrighted by RAND McNALLY & COMPANY. It is unlawful to copy or reproduce all or any part thereof, whether for personal use or resale, without the prior, written permission of RAND McNALLY & COMPANY.



**APPENDIX F**  
**ADJACENT PROJECT MAP**



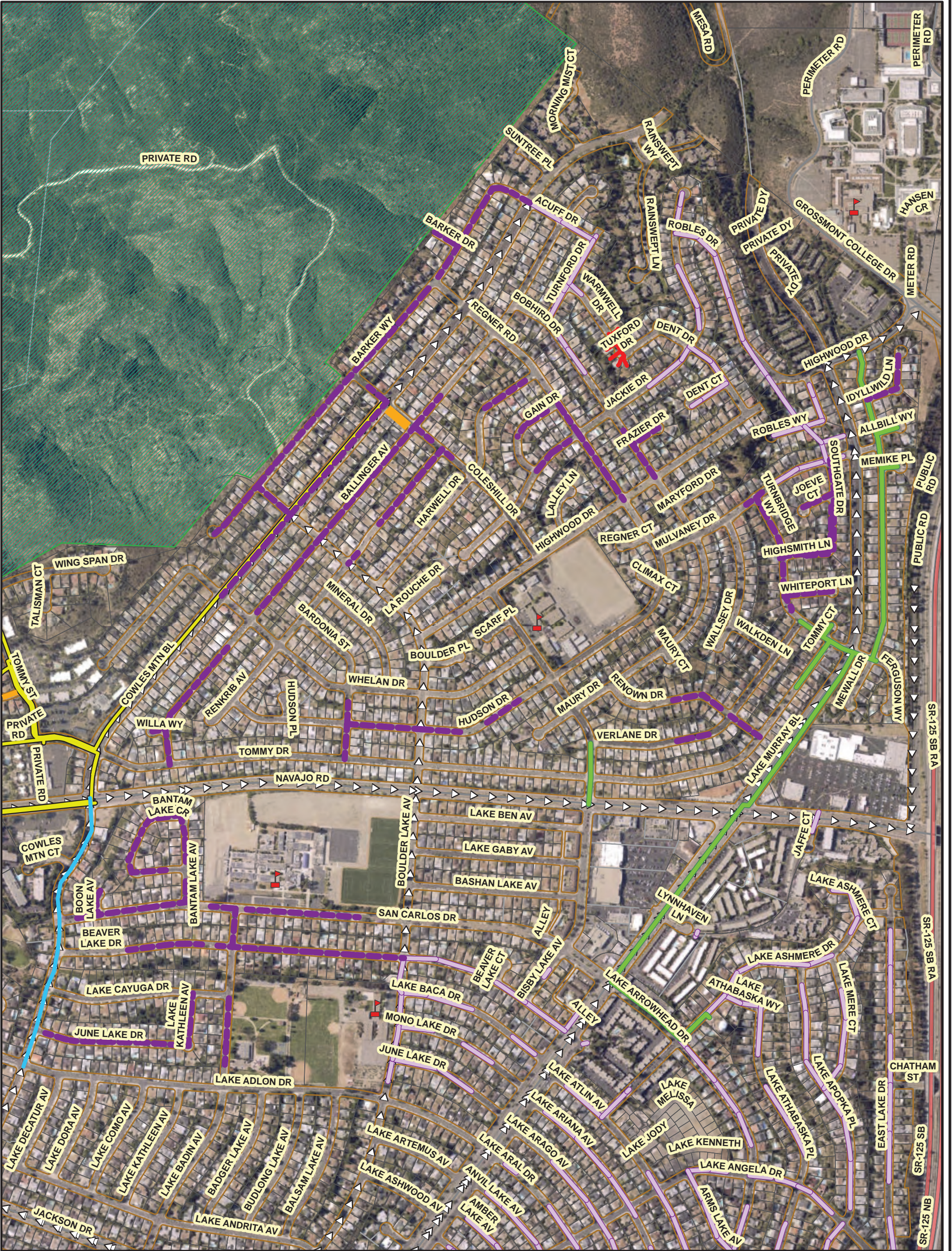
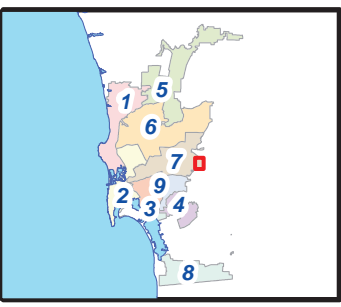
**Engineering & Capital Projects**  
**LAKE MURRAY IMPROV 3**

SENIOR ENGINEER  
 ALEX SLEIMAN  
 619-533-7588

PROJECT MANAGER  
 SANTIAGO CRESPO  
 619-533-3627


PROJECT ENGINEER  
 LAMYA BARAYA  
 619-533-4434

FOR QUESTIONS ABOUT THIS PROJECT  
 Call: (619) 533-4207  
 Email: [engineering@sanidiego.gov](mailto:engineering@sanidiego.gov)



- Legend
- Lake Murray Improv 3 (S) B22022
  - Lake Murray Improv 2 (W) B19135
  - Navajo Pump Station B11023
  - San Carlos Interconnect Trans Pipeline B21109
  - Accelerated Pipeline Rehab Ref Group 846 B181851
  - Pipeline Rehabilitation AQ-1 B17151
  - Ex. Bike\_Path
  - MHPA - Multi Habitat Planning Areas1
  - Schools 4
  - Eagle Ridge PS Replacement B23082

ADJACENT PROJECTS MAP



COMMUNITY NAME: NAVAJO

COUNCIL DISTRICT: 7

WBS NO: B22022 (S)

Date: 5/30/2023



THIS MAP/DATA IS PROVIDED WITHOUT WARRANTY OF ANY KIND, EITHER EXPRESS OR IMPLIED, INCLUDING, BUT NOT LIMITED TO, THE IMPLIED WARRANTIES OR MERCHANTABILITY AND FITNESS FOR A PARTICULAR PURPOSE. Note: This product may contain information reproduced with permission granted by RAND McNALLY & COMPANY to SanGIS. This map is copyrighted by RAND McNALLY & COMPANY. It is unlawful to copy or reproduce all or any part thereof, whether for personal use or resale, without the prior, written permission of RAND McNALLY & COMPANY.



## **APPENDIX G**

### **ADVANCED METERING INFRASTRUCTURE (AMI) DEVICE PROTECTION**

## Protecting AMI Devices in Meter Boxes and on Street Lights

The Public Utilities Department (PUD) has begun the installation of the Advanced Metering Infrastructure (AMI) technology as a new tool to enhance water meter reading accuracy and efficiency, customer service and billing, and to be used by individual accounts to better manage the efficient use of water. **All AMI devices shall be protected per Section 402-2, "Protection", of the 2021 Whitebook.**

AMI technology allows water meters to be read electronically rather than through direct visual inspection by PUD field staff. This will assist PUD staff and customers in managing unusual consumption patterns which could indicate leaks or meter tampering on a customer's property.

Three of the main components of an AMI system are the:

- A. Endpoints, see Photo 1:

**Photo 1**



B. AMI Antenna attached to Endpoint (antenna not always required), see Photo 2:



Network Devices, see Photo 3:

**Photo 3**



AMI endpoints transmit meter information to the AMI system and will soon be on the vast majority of meters in San Diego. These AMI devices provide interval consumption data to the PUD's Customer Support Division. If these devices are damaged or communication is interrupted, this Division will be alerted of the situation. The endpoints are installed in water meter boxes, coffins, and vaults adjacent to the meter. A separate flat round antenna may also be installed through the meter box lid. This antenna is connected to the endpoint via cable. The following proper installation shall be implemented when removing the lid to avoid damaging the antenna, cable, and/or endpoint. Photo 4 below demonstrates a diagram of the connection:

**Photo 4**



The AMI device ERT/Endpoint/Transmitter shall be positioned and installed as discussed in this Appendix. If the ERT/Endpoint/Transmitter is disturbed, it shall be re-installed and returned to its original installation with the end points pointed upwards as shown below in Photo 5.

**The PUD's code compliance staff will issue citations and invoices to you for any damaged AMI devices that are not re-installed as discussed in the Contract Document**

Photo 5 below shows a typical installation of an AMI endpoint on a water meter.

**Photo 5**




Photo 6 below is an example of disturbance that shall be avoided:

**Photo 6**





**You are responsible when working in and around meter boxes.** If you encounter these endpoints, use proper care and do not disconnect them from the registers on top of the water meter. If the lid has an antenna drilled through, do not change or tamper with the lid and inform the Resident Engineer immediately about the location of that lid. Refer to Photo 7 below:

**Photo 7**



Another component of the AMI system are the Network Devices. The Network Devices are strategically placed units (mainly on street light poles) that collect interval meter reading data from multiple meters for transmission to the Department Control Computer. **If you come across any of these devices on street lights that will be removed or replaced (refer to Photos 8 and 9 below), notify Elvira Santiesteban, Compliance & Metering Manager 619-380-3804 and Kevin Wilson, Senior Water Utility Supervisor 619-857-8257 immediately.**

Photo 8 shows an installed network device on a street light. On the back of each Network Device is a sticker with contact information. See Photo 9. **Call PUD Water Emergency Repairs at 619-515-3525 if your work will impact these street lights.** These are assets that belong to the City of San Diego and you shall be responsible for any costs of disruption of this network.

**Photo 8**



**Network Device**

**Photo 9**



**If you encounter any bad installations, disconnected/broken/buried endpoints, or inadvertently damage any AMI devices or cables, notify the Resident Engineer immediately. The Resident Engineer will then immediately contact Elvira Santiesteban, Compliance & Metering Manager 619-380-3804 and Kevin Wilson, Senior Water Utility Supervisor 619-857-8257.**

**APPENDIX H**

**REHABILITATION DATA COLLECTION – SAMPLE SEWER MAINS, LATERALS, AND  
MANHOLES DATA TEMPLATES**







**REHAB DATA COLLECTION – MANHOLES**

MH FSN	REHAB DATE	LINING TYPE	LINING MATERIAL VENDOR	LINING SYSTEM	REHAB CONTRACTOR	RIM ELEVATION	INVERT ELEVATION	ACTUAL DEPTH (VF)	COMMENTS	ACCEPTANCE DATE
70536	3/28/2007	POLYURETHANE	ZEBRON	ZEBRON 386	ZEBRON CORPORATION	49.8	41.95	7	Leave this row as a sample.	3/28/2007

**APPENDIX I**  
**SAMPLE OF PUBLIC NOTICE**



CONSTRUCTION NOTICE

PROJECT TITLE

Work on your street will begin within one week to replace the existing water mains servicing your community.

The work will consist of:

- Saw-cutting and trench work on Ingulf Street from Morena Boulevard to Galveston Street to install new water mains, water laterals and fire hydrants.
• Streets where trenching takes place will be resurfaced and curb ramps will be upgraded to facilitate access for persons with disabilities where required.
• This work is anticipated to be complete in your community by December 2016.

How your neighborhood may be impacted:

- Water service to some properties during construction will be provided by a two-inch highline pipe that will run along the curb. To report a highline leak call 619-515-3525.
• Temporary water service disruptions are planned. If planned disruptions impact your property, you will receive advance notice.
• Parking restrictions will exist because of the presence of construction equipment and materials.
• "No Parking" signs will be displayed 72 hours in advance of the work.
• Cars parked in violation of signs will be TOWED.

Hours and Days of Operation:

Monday through Friday X:XX AM to X:XX PM.

City of San Diego Contractor:

Company Name, XXX-XXX-XXXX



CONSTRUCTION NOTICE

PROJECT TITLE

Work on your street will begin within one week to replace the existing water mains servicing your community.

The work will consist of:

- Saw-cutting and trench work on Ingulf Street from Morena Boulevard to Galveston Street to install new water mains, water laterals and fire hydrants.
• Streets where trenching takes place will be resurfaced and curb ramps will be upgraded to facilitate access for persons with disabilities where required.
• This work is anticipated to be complete in your community by December 2016.

How your neighborhood may be impacted:

- Water service to some properties during construction will be provided by a two-inch highline pipe that will run along the curb. To report a highline leak call 619-515-3525.
• Temporary water service disruptions are planned. If planned disruptions impact your property, you will receive advance notice.
• Parking restrictions will exist because of the presence of construction equipment and materials.
• "No Parking" signs will be displayed 72 hours in advance of the work.
• Cars parked in violation of signs will be TOWED.

Hours and Days of Operation:

Monday through Friday X:XX AM to X:XX PM.

City of San Diego Contractor:

Company Name, XXX-XXX-XXXX

**APPENDIX J**

**PLAN DEVELOPMENT FOR LAKE MURRAY IMPROVEMENTS 3**

Table of Contents

PAGE NO.	DESCRIPTION
2	CONTRACTOR'S NOTES
3	WORK TO BE DONE
5	KEY MAP
7	VICINITY MAP
9	SITE MAPS
18-33	SPREADSHEETS FOR PIPELINE, SEWER LATERALS AND MANHOKE REHABILITATION WITH FSNS
34-40	SURVEY MONUMENT PERPETUATION
41-56	RECORD / AS-BUILT DRAWINGS

## CONTRACTOR'S NOTES

1. SEE SURVEY NOTES ON MONUMENT PERPETUATION SHEET.

2. CONSTRUCTION STORM WATER PROTECTION NOTES

a. TOTAL SITE DISTURBANCE AREA- .06 (ACRES)

b. HYDROLOGIC UNIT/WATERSHED- San Diego /Lower San Diego River

c. HYDROLOGIC SUBAREA NAME & NO.- Mission San Diego / 907.11 & Santee /907.12

d. THE CONTRACTOR SHALL COMPLY WITH THE REQUIREMENTS OF THE

WPCP

THE PROJECT IS SUBJECT TO MUNICIPAL STORM WATER PERMIT NO. R9-2013-0001 AS AMENDED BY R9-2015-0001 AND R9-2015-0100

SWPPP

THE PROJECT IS SUBJECT TO MUNICIPAL STORM WATER PERMIT NO. R9-2013-0001 AS AMENDED BY R9-2015-0001 AND R9-2015-0100 AND CONSTRUCTION GENERAL PERMIT ORDER 2009-0009-DWQ AS AMENDED BY ORDER 2010-0014-DWQ AND 2012-0006-DWQ

TRADITIONAL: RISK LEVEL 1  2  3

LUP: RISK TYPE 1  2  3

e.  CONSTRUCTION SITE PRIORITY

ASBS  HIGH  MEDIUM  LOW

f. PERMANENT STORM WATER BMP CATEGORY

PRIORITY DEVELOPMENT PROJECT

STANDARD DEVELOPMENT PROJECT

PDP EXEMPT

NOT SUBJECT TO PERMANENT STORM WATER REQUIREMENTS

3. ALL ADVANCE METERING INFRASTRUCTURE (AMI) DEVICES ATTACHED TO THE WATER METER OR LOCATED IN OR NEAR WATER METER BOXES, COFFINS, OR VAULTS SHALL BE PROTECTED AT ALL TIMES IN ACCORDANCE WITH THE CONTRACT DOCUMENTS.

4. ENSURE ALL LINERS TO BE USED ARE CIPP LINING. AS SOME POINT REPAIRS ARE DUE TO INFILTRATION, PLEASE STOP THE INFILTRATION BY CHEMICAL GROUTING OR PIPE PATCHING THE AREA BEFORE LINING.



# WORK TO BE DONE

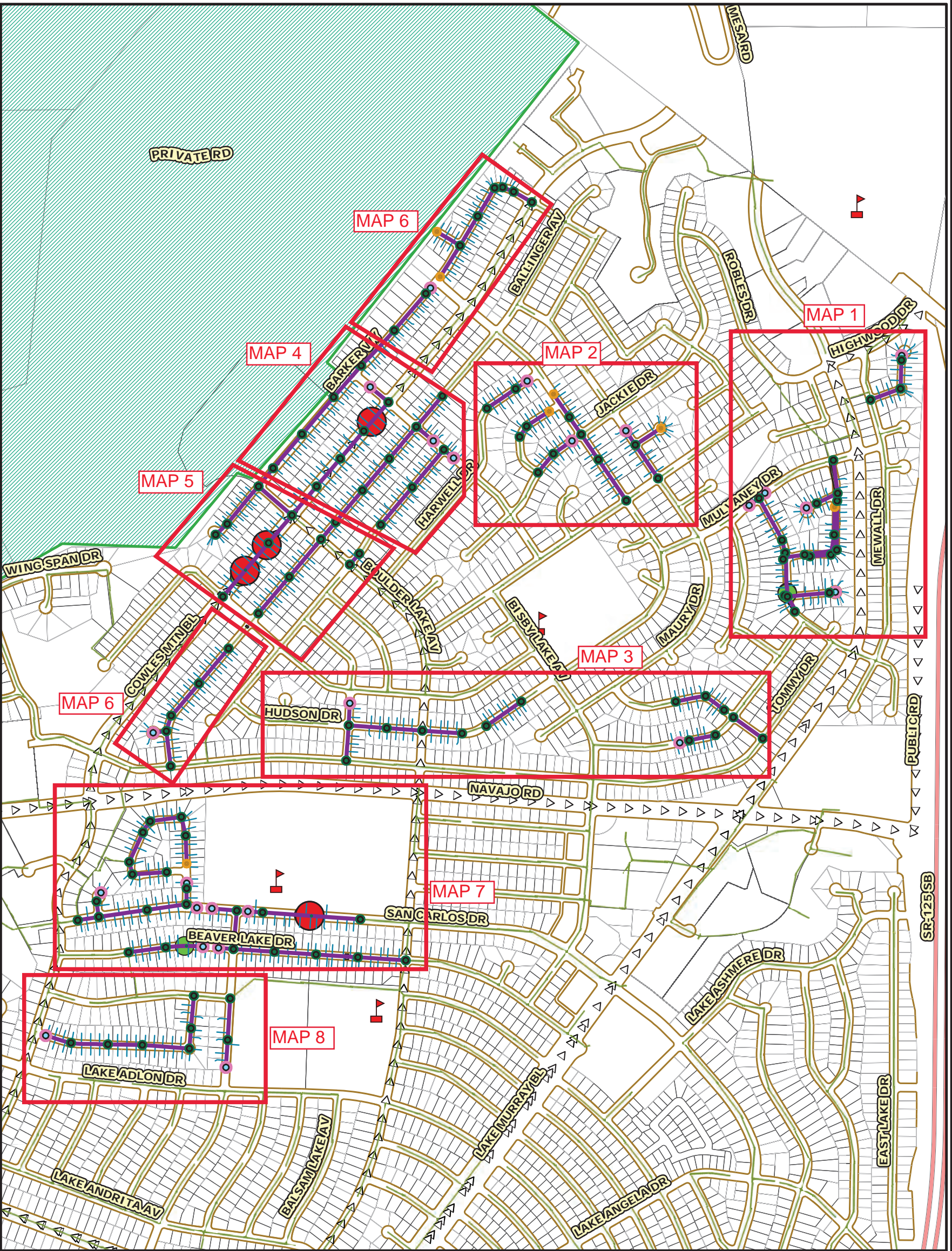
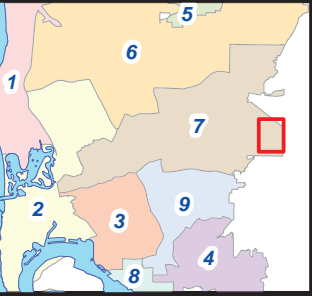
**Lake Murray Improv 3 Work to Be Done**

CONSTRUCTION OF LAKE MURRAY IMPROV 3 CONSISTS OF THE REHABILITATION OF APPROXIMATELY 26100 LF EXISTING VITRIFIED CLAY (VC) SEWER MAINS, 658 SEWER LATERALS AND 118 MANHOLES. INSTALL OF 4 EXTERNAL AND 5 INTERNAL POINT REPAIRS. INSTALLATION OF 24 NEW SEWER CLEANOUTS AND 7 NEW SEWER MANHOLES. RELATED WORK INCLUDES ASSOCIATED SEWER LATERALS, MANHOLES, STREET RESURFACING, AND ALL OTHER WORK IN ACCORDANCE WITH THESE SPECIFICATIONS AND DRAWINGS.

# KEY MAP

### LAKE MURRAY IMPROV 3

SENIOR ENGINEER ALEX SLEIMAN 619-533-7588	PROJECT MANAGER SANTIAGO CRESPO 619-533-3627	PROJECT ENGINEER LAMYA BARAYA 619-533-4434	FOR QUESTIONS ABOUT THIS PROJECT Call: (619) 533-4207 Email: <a href="mailto:engineering@sandiego.gov">engineering@sandiego.gov</a>
---	--	--	---



**Legend**

Proposed Manhole Rehab	Proposed New MH	Proposed External Point Repair	MHPA
Proposed New Cleanout	Proposed Sewer Main Rehab	Proposed Internal Point Repair	Schools
Proposed Sewer Lateral Rehab	ExBike_Path		

KEY MAP



COMMUNITY NAME: NAVAJO  
Date: 6/13/2023

COUNCIL DISTRICT: 7



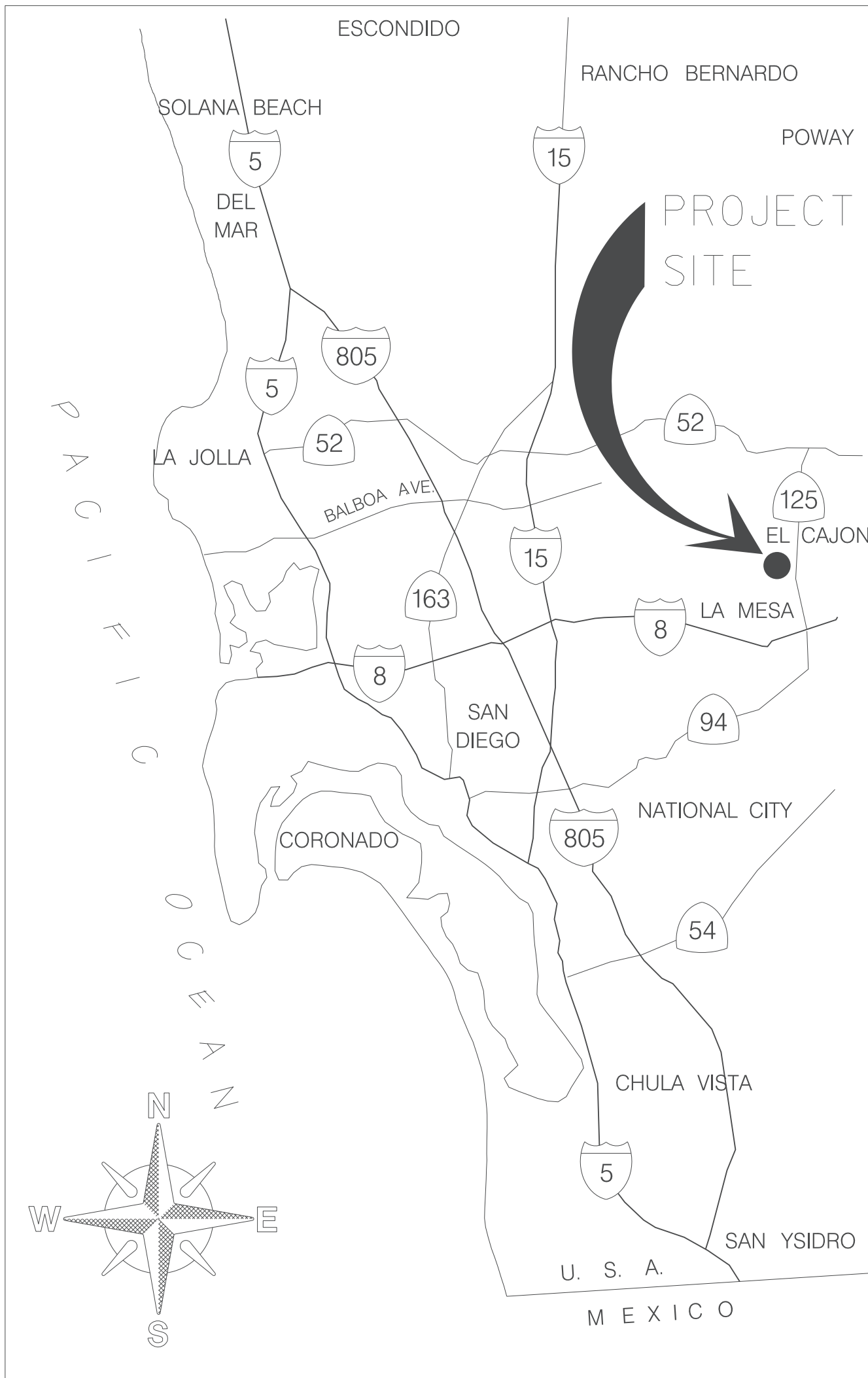
WBS NO: B-22022

THIS MAP/DATA IS PROVIDED WITHOUT WARRANTY OF ANY KIND, EITHER EXPRESS OR IMPLIED, INCLUDING, BUT NOT LIMITED TO, THE IMPLIED WARRANTIES OR MERCHANTABILITY AND FITNESS FOR A PARTICULAR PURPOSE. Note: This product may contain information reproduced with permission from the SANDAG Regional Information System which cannot be reproduced without the written permission of SANDAG. This product may contain information reproduced with permission granted by RAND McNALLY & COMPANY to SanGIS. This map is copyrighted by RAND McNALLY & COMPANY. It is unlawful to copy or reproduce all or any part thereof, whether for personal use or resale, without the prior, written permission of RAND McNALLY & COMPANY.

# VICINITY MAP



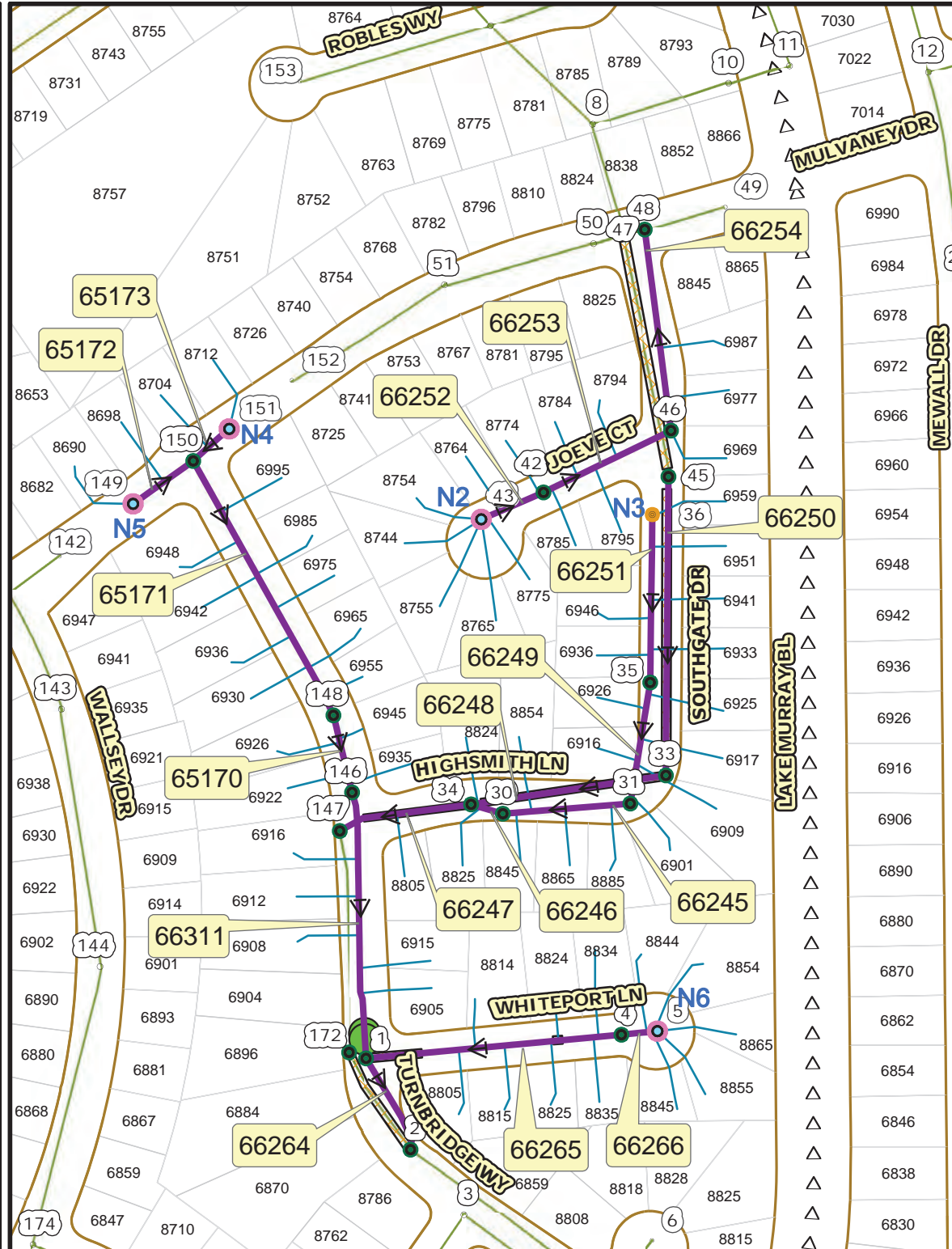
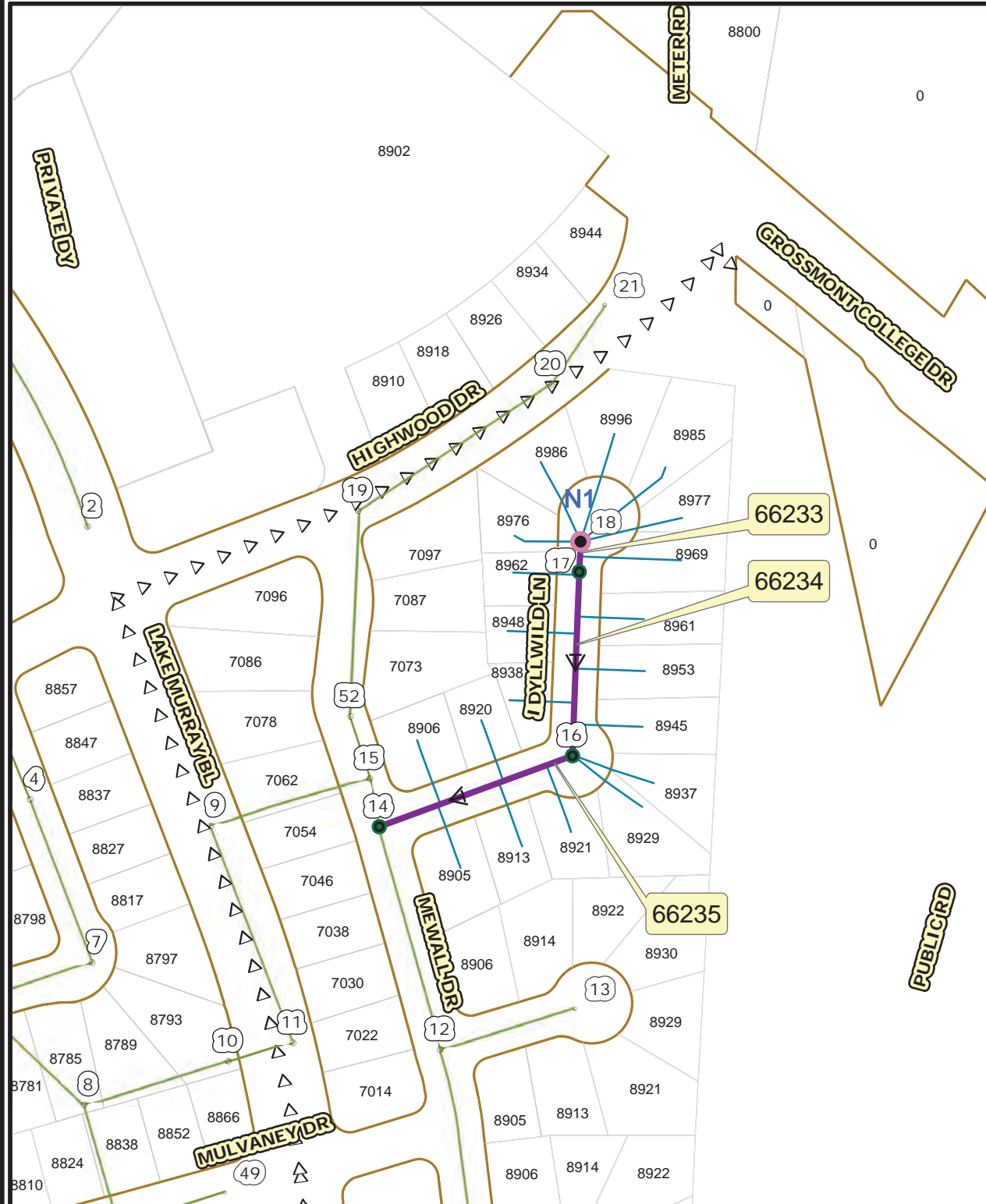
# PIPELINE REHABILITATION LAKE MURRAY IMPROV 3 (S)



## VICINITY MAP

NOT TO SCALE

# GIS SITE MAPS



MH/PLUG ID	MH/PLUG FSN	MH/PLUG IE	MH/PLUG DEPTH
*18/N1	132631	745.29	7.71
17	132630	744.99	8.01
16	132629	742.99	8.00
14	132627	740.69	8.00
*43/N2**	132648	764.44	13.56
42	132647	745.62	8.00
46	132650	744.43	8.00
48	132652	735.82	8.00
*36/N3	132646	743.02	14.98
35	132645	733.02	14.98
31	132642	739.12	8.00
30	132641	738.18	8.00
45	132649	712.63	40.00
33	132643	711.23	28.00
34	132644	710.31	28.00
147	131561	709.79	28.00
*151/N4	131565	761.20	13.80
*149/N5	131563	766.20	13.80
150	131564	761.00	9.00
148	131562	736.33	9.00
146	131560	729.01	8.00
172	131787	714.94	22.00
*5/N6	132662	724.49	7.51
4	132661	721.99	9.00
1	132658	720.79	17.00
2	132659	714.38	9.00

\* EXISTING PLUG / NEW SEWER CLEANOUTS  
 \* EXISTING PLUG /\*\* NEW MANHOLE 4'X 3' DIAMETER\_STANDARD DRAWINGS SDS-107

8" VC Main FSNs:  
 66233, 66234, 66235, 66252, 66253, 66254, 66251, 66249, 66245, 66246, 65173, 65172, 65171, 65170, 66311, 66266, 66265, 66264

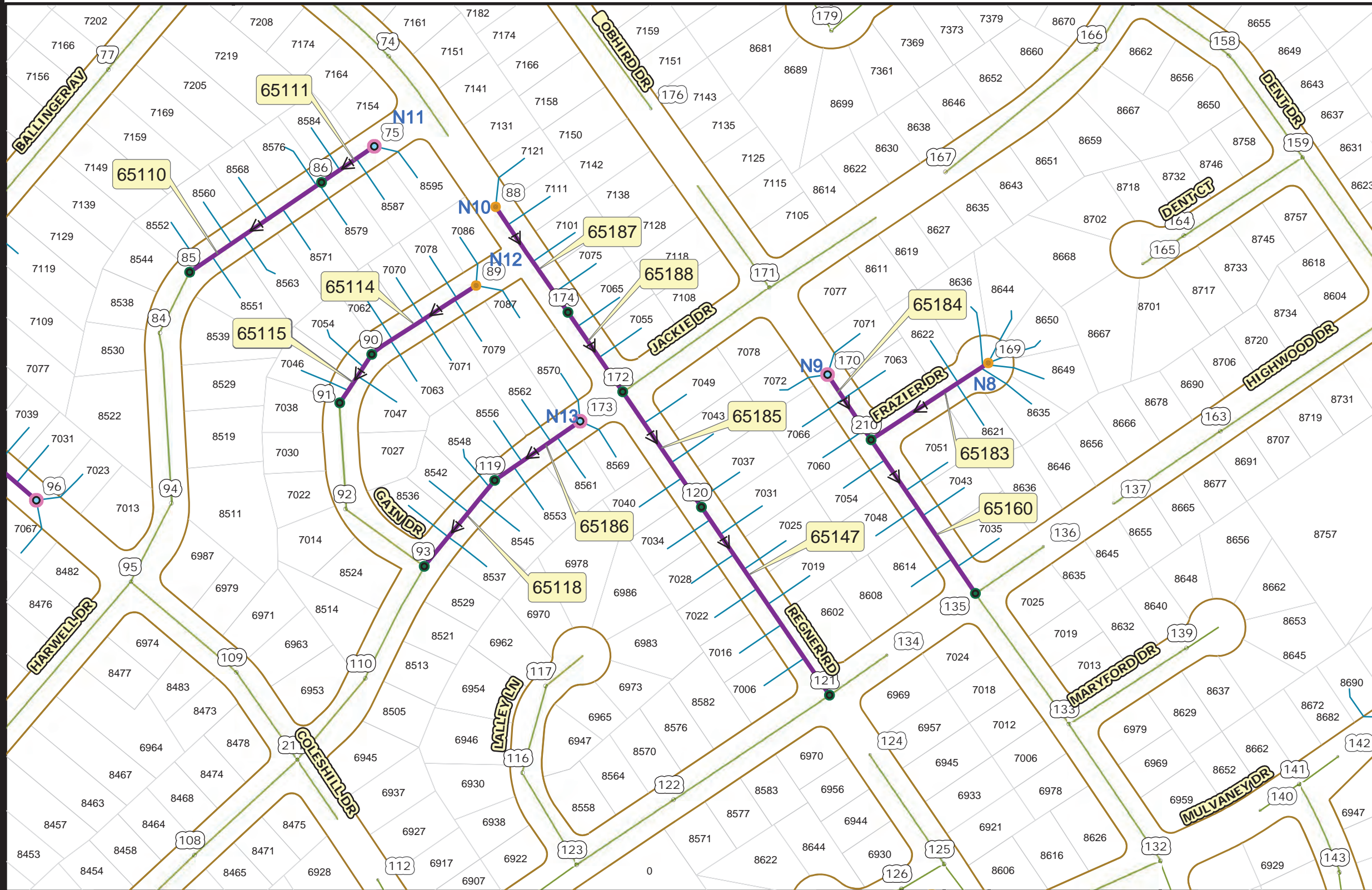
10" VC Main FSNs:  
 66250, 66248, 66247

- Legend
- Proposed Manhole Rehab
  - Proposed New Cleanout
  - Proposed New MH
  - Proposed Sewer Main Rehab
  - Proposed Sewer Lateral Rehab
  - Proposed External Point Repair
  - Proposed Internal Point Repair
  - Ex Concrete Encasement
  - Ex Mains
  - Ex Bike\_Path

XXX FSN (Facility Sequence Number)  
 XXX EX MH ID/EX PLUG ID







MH/PLUG ID	MH/PLUG FSN	MH/PLUG IE	MH/PLUG DEPTH
*75/N11	131493	791.34	13.66
86	131503	786.94	7.00
85	131502	775.94	7.00
*89/N12**	131506	804.08	8.00
90	131507	798.48	6.00
91	131508	795.86	6.00
*173/N13	131586	797.35	7.65
119	131534	792.55	6.00
93	131510	787.27	7.00
*88/N10**	131505	804.08	5.92
174	131587	803.28	7.00
172	131585	792.68	13.00
120	131535	785.08	6.00
121	131536	761.63	6.00
*170/N9	5546371	797.68	7.32
210	131621	789.93	8.00
135	131550	779.00	8.00
*169/N8**	5546352	791.38	13.62

\* EXISTING PLUG / NEW SEWER CLEANOUTS

\* EXISTING PLUG /\*\* NEW MANHOLE 4'X3' DIAMETER\_STANDARD DRAWINGS SDS-107

8" VC Main FSNs:  
65183,65184,65160,65187,65188,65185,  
65147,65111,65110,65114,65115, 65186,  
65118

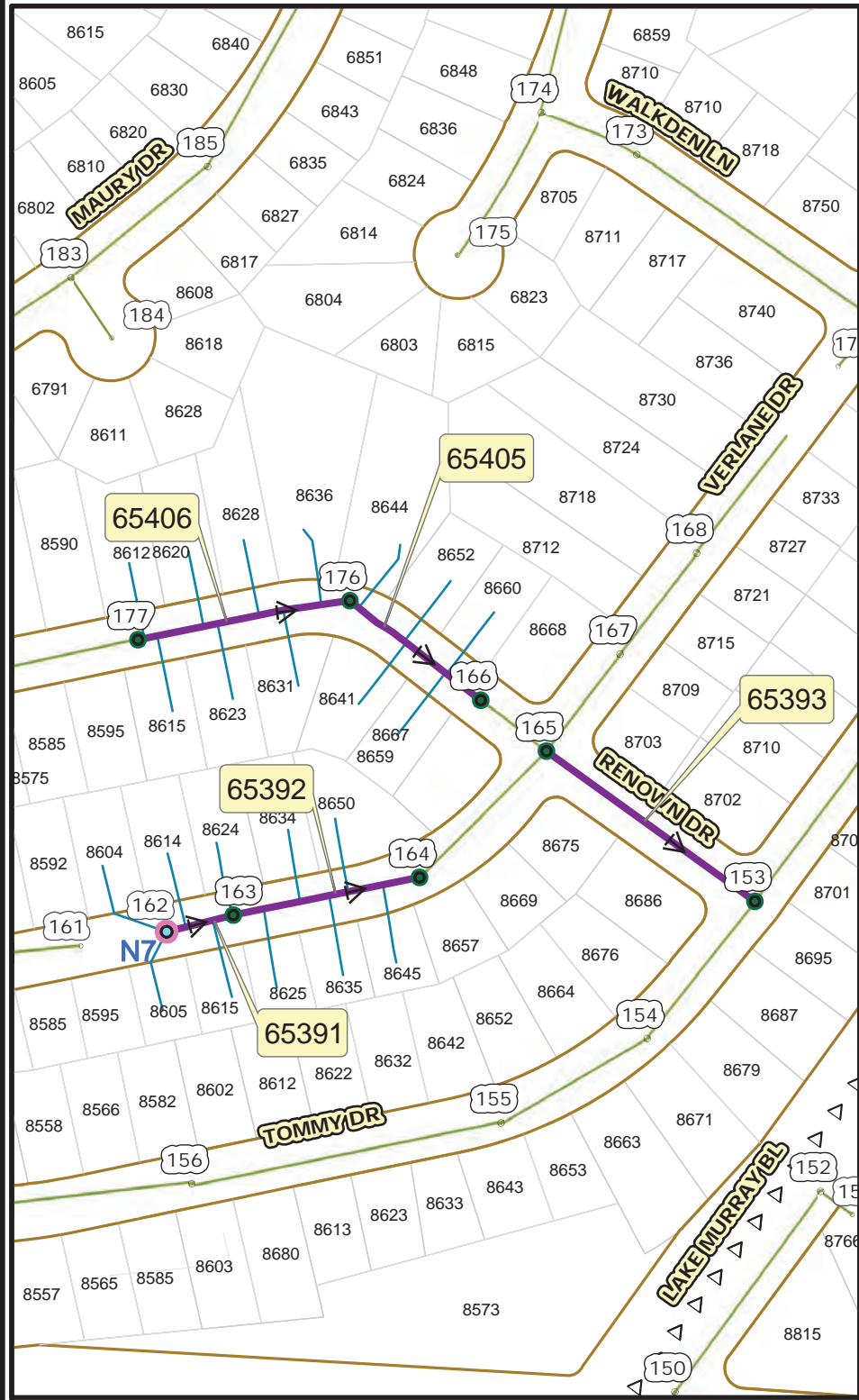
- Legend
- Proposed Manhole Rehab
  - Proposed New Cleanout
  - Proposed New MH
  - Proposed Sewer Main Rehab
  - Proposed Sewer Lateral Rehab
  - Proposed External Point Repair
  - Proposed Internal Point Repair
  - Ex Concrete Encasement
  - Ex Mains
  - Ex Bike\_Path

XXX FSN (Facility Sequence Number)  
XXX EX MH ID/EX PLUG ID

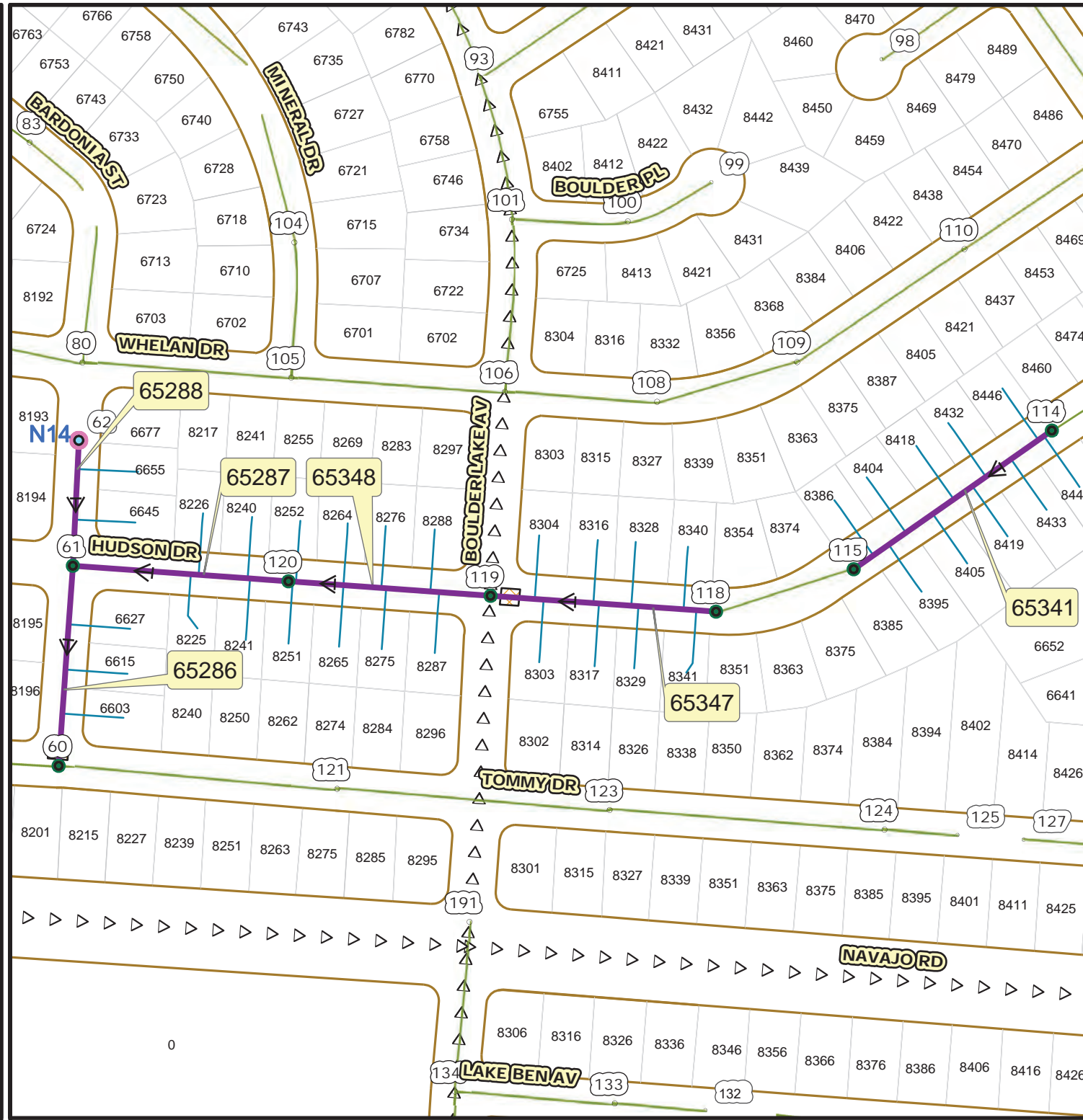


THIS MAP/DATA IS PROVIDED WITHOUT WARRANTY OF ANY KIND, EITHER EXPRESS OR IMPLIED, INCLUDING, BUT NOT LIMITED TO, THE IMPLIED WARRANTIES OR MERCHANTABILITY AND FITNESS FOR A PARTICULAR PURPOSE. Note: This product may contain information reproduced with permission from the SANDAG Regional Information System which cannot be reproduced without the written permission of SANDAG. This product may contain information reproduced with permission from RAND MCNALLY & COMPANY. This map is copyrighted by RAND MCNALLY & COMPANY. It is unlawful to copy or reproduce all or any part thereof, whether for personal use or resale, without the prior permission of RAND MCNALLY & COMPANY.





MAP 3.1



MAP 3.2

MH/PLUG ID	MH/PLUG FSN	MH/PLUG IE	MH/PLUG DEPTH
177	131792	739.65	6.00
176	131791	724.05	6.00
166	131781	713.32	6.00
165	131780	709.54	7.00
153	131768	694.44	7.00
*161/N7	131777	715.60	6.40
163	131778	714.90	5.00
164	131779	711.70	8.30
60	131676	685.91	7.00
61	131677	689.01	7.00
*62/N14	131678	696.27	5.73
120	131736	691.91	7.00
119	131735	697.62	6.00
118	131734	702.29	7.00
115	131731	707.51	7.00
114	131730	715.91	7.00

\* EXISTING PLUG / NEW SEWER CLEANOUTS  
 \* EXISTING PLUG /\*\* NEW MANHOLE 4'X 3' DIAMETER STANDARD DRAWINGS SDS-107  
 8"VC Main FSNs:  
 65406,65405,65391,65392,65393,65341,65347,65348,65287,65288,65286

- Legend
- Proposed Manhole Rehab
  - Proposed New Cleanout
  - Proposed New MH
  - Proposed Sewer Main Rehab
  - Proposed Sewer Lateral Rehab
  - Proposed External Point Repair
  - Proposed Internal Point Repair
  - Ex Concrete Encasement
  - Ex Mains
  - Ex Bike\_Path

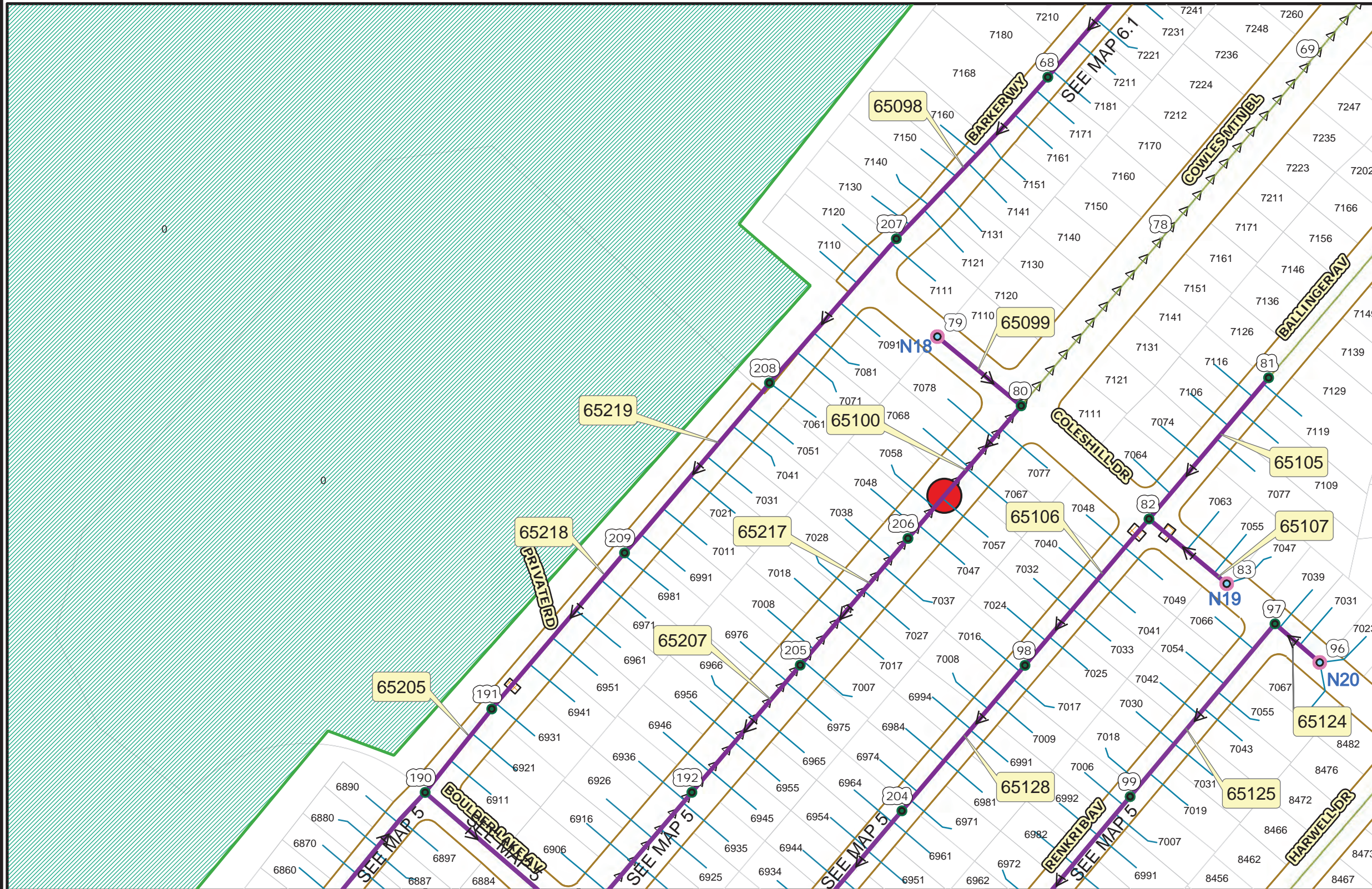
XXX FSN (Facility Sequence Number)  
 XXX EX MH ID/EX PLUG ID



THIS MAP/DATA IS PROVIDED WITHOUT WARRANTY OF ANY KIND, EITHER EXPRESS OR IMPLIED, INCLUDING, BUT NOT LIMITED TO, THE IMPLIED WARRANTIES OR MERCHANTABILITY AND FITNESS FOR A PARTICULAR PURPOSE. Note: This product may contain information reproduced with permission granted by RAND MCNALLY & COMPANY to Sandis. This map is copyrighted by RAND MCNALLY & COMPANY. It is unlawful to copy or reproduce all or any part thereof, whether for personal use or resale, without the prior permission of RAND MCNALLY & COMPANY.



THIS MAP/DATA IS PROVIDED WITHOUT WARRANTY OF ANY KIND, EITHER EXPRESS OR IMPLIED, INCLUDING, BUT NOT LIMITED TO, THE IMPLIED WARRANTIES OR MERCHANTABILITY AND FITNESS FOR A PARTICULAR PURPOSE. Note: This product may contain information reproduced with permission from the SANDAG Regional Information System which cannot be reproduced without the written permission of SANDAG. This product may contain information reproduced with permission granted by RAND MCNALLY & COMPANY® to SANDAG. This map is copyrighted by RAND MCNALLY & COMPANY®. It is unlawful to copy or reproduce all or any part thereof, whether for personal use or resale, without the prior, written permission of RAND MCNALLY & COMPANY.



MH/PLUG ID	MH/PLUG FSN	MH/PLUG IE	MH/PLUG DEPTH
190	131602	698.74	7.07
191	131603	701.48	11.02
209	131620	731.50	18.50
208	131619	740.99	14.01
207	131618	742.83	7.00
68	131486	759.03	5.97
192	131604	701.84	8.00
205	131616	714.56	6.00
206	131617	723.57	7.00
80	131497	732.58	7.00
*79/N18	131496	739.34	7.66
204	131615	706.77	6.00
98	131515	718.17	6.00
82	131499	730.47	6.00
81	131498	740.66	7.00
*83/N19	131500	732.95	7.05
99	131516	723.73	7.00
97	131514	734.93	6.00
*96/N20	131513	739.81	6.00

\* EXISTING PLUG / NEW SEWER CLEANOUTS  
 \* EXISTING PLUG /\*\* NEW MANHOLE 4'X 3' DIAMETER\_STANDARD DRAWINGS SDS-107

8" VC Main FSNs:  
 65098,65220,65219,65218,65205,65099,  
 65100,65217,65207,65105,65107,65106,  
 65128,65124,65125

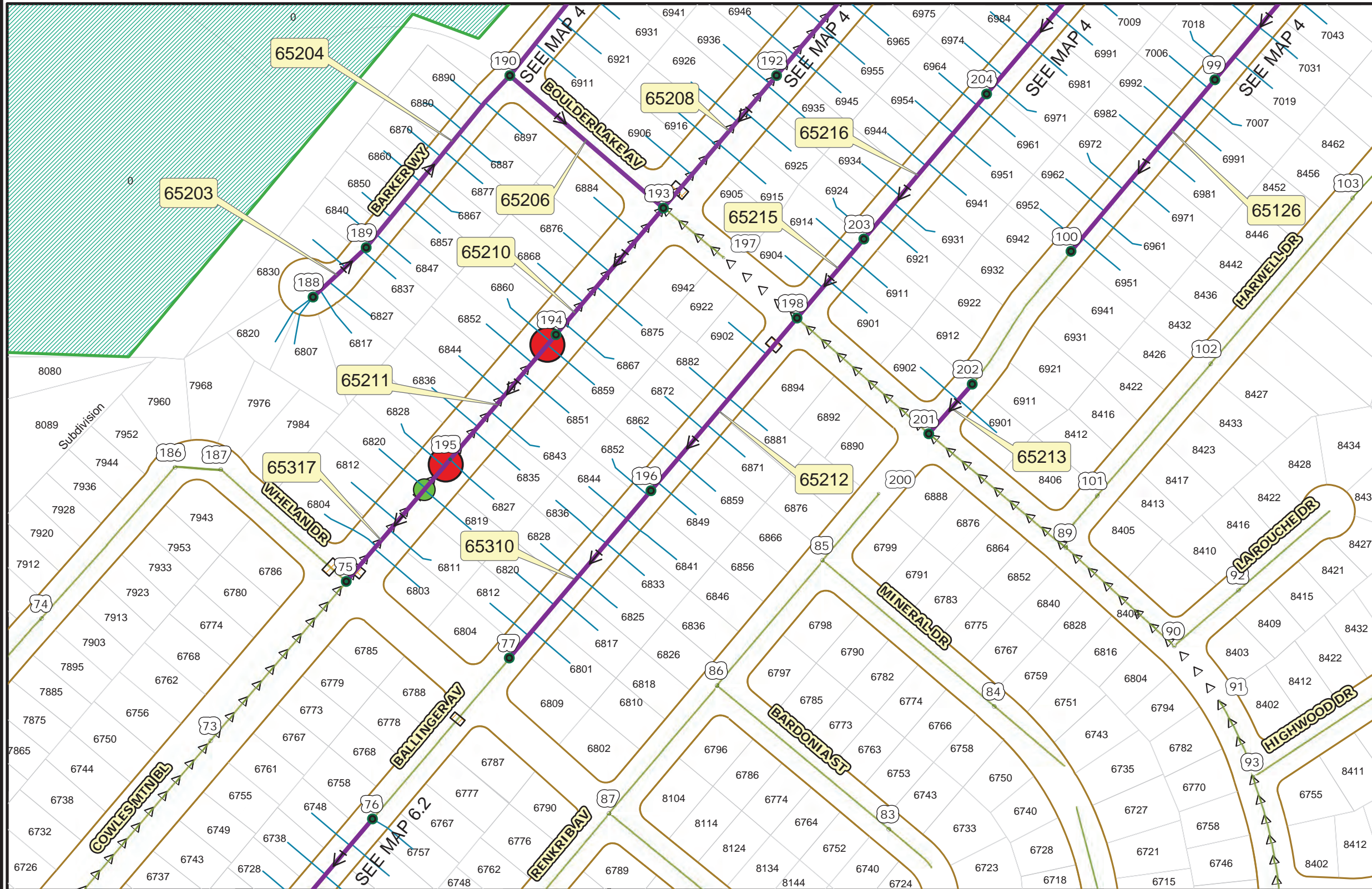
- Legend
- Proposed Manhole Rehab
  - Proposed New MH
  - Proposed External Point Repair
  - Ex Mains
  - Proposed New Cleanout
  - Proposed Sewer Main Rehab
  - Proposed Internal Point Repair
  - Ex Bike\_Path
  - Proposed Sewer Lateral Rehab
  - Ex Concrete Encasement

XXX FSN (Facility Sequence Number)  
 XXX EX MH ID/EX PLUG ID



NOT TO SCALE





MH/PLUG ID	MH/PLUG FSN	MH/PLUG IE	MH/PLUG DEPTH
188	131600	705.97	6.11
189	131601	704.20	8.00
190	131602	698.74	7.07
75	131691	665.07	10.00
194	131606	686.87	7.00
193	131605	695.19	7.31
192	131604	701.84	8.00
77	131693	876.85	8.00
196	131608	684.55	7.00
198	131610	691.55	7.00
203	131614	694.77	7.00
204	131615	706.77	6.00
201	131612	704.52	6.00
202	131613	705.52	6.00
100	131517	712.53	6.90
99	131516	723.73	7.00

8" VC Main FSNs:  
 65203, 65204, 65206, 65208, 65210, 65211,  
 65317, 65216, 65215, 65212, 65310, 65126,  
 65213

- Legend
- Proposed Manhole Rehab
  - Proposed New Cleanout
  - Proposed New MH
  - Proposed Sewer Main Rehab
  - Proposed Sewer Lateral Rehab
  - Proposed External Point Repair
  - Proposed Internal Point Repair
  - Ex Concrete Encasement
  - Ex Mains
  - Ex Bike\_Path

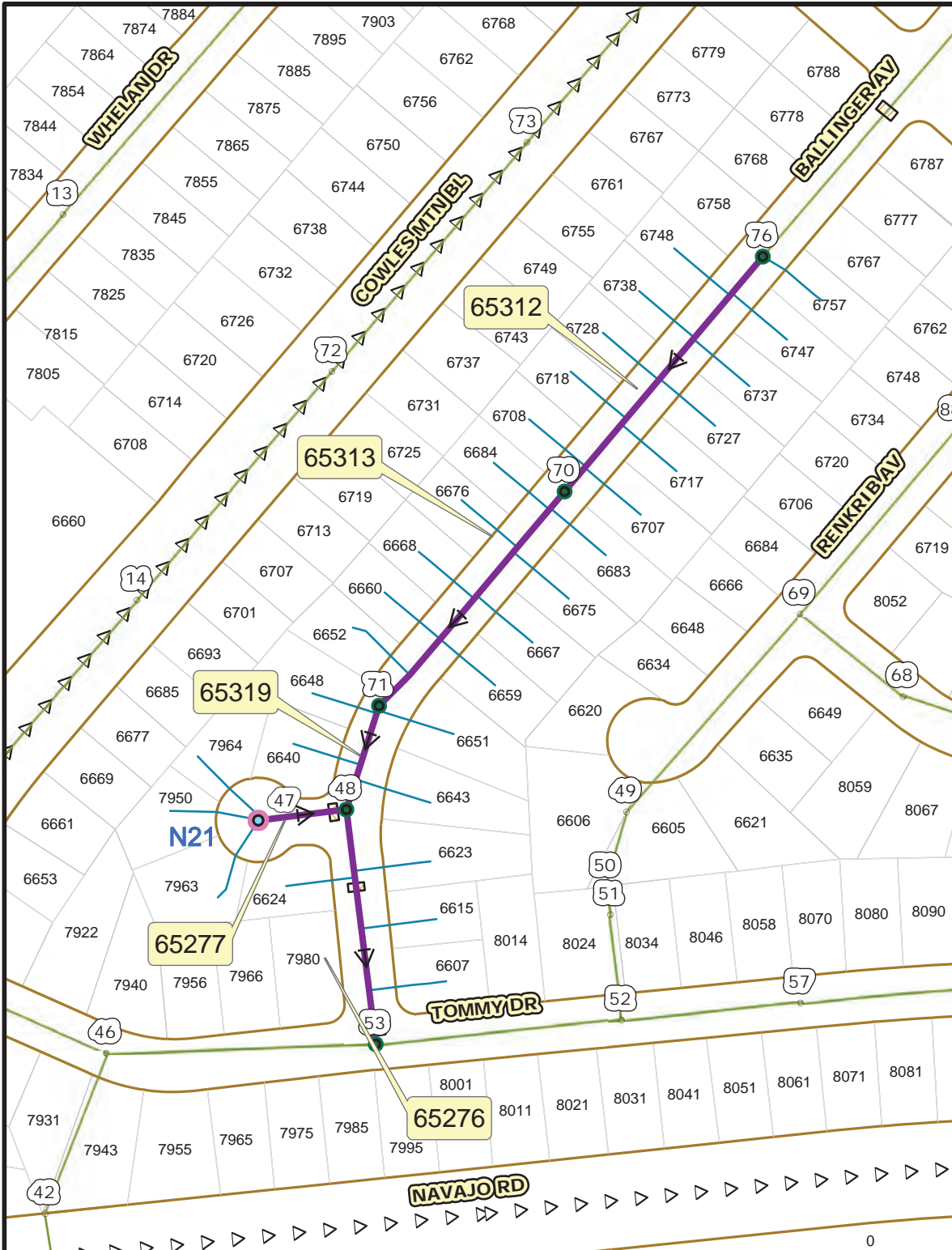
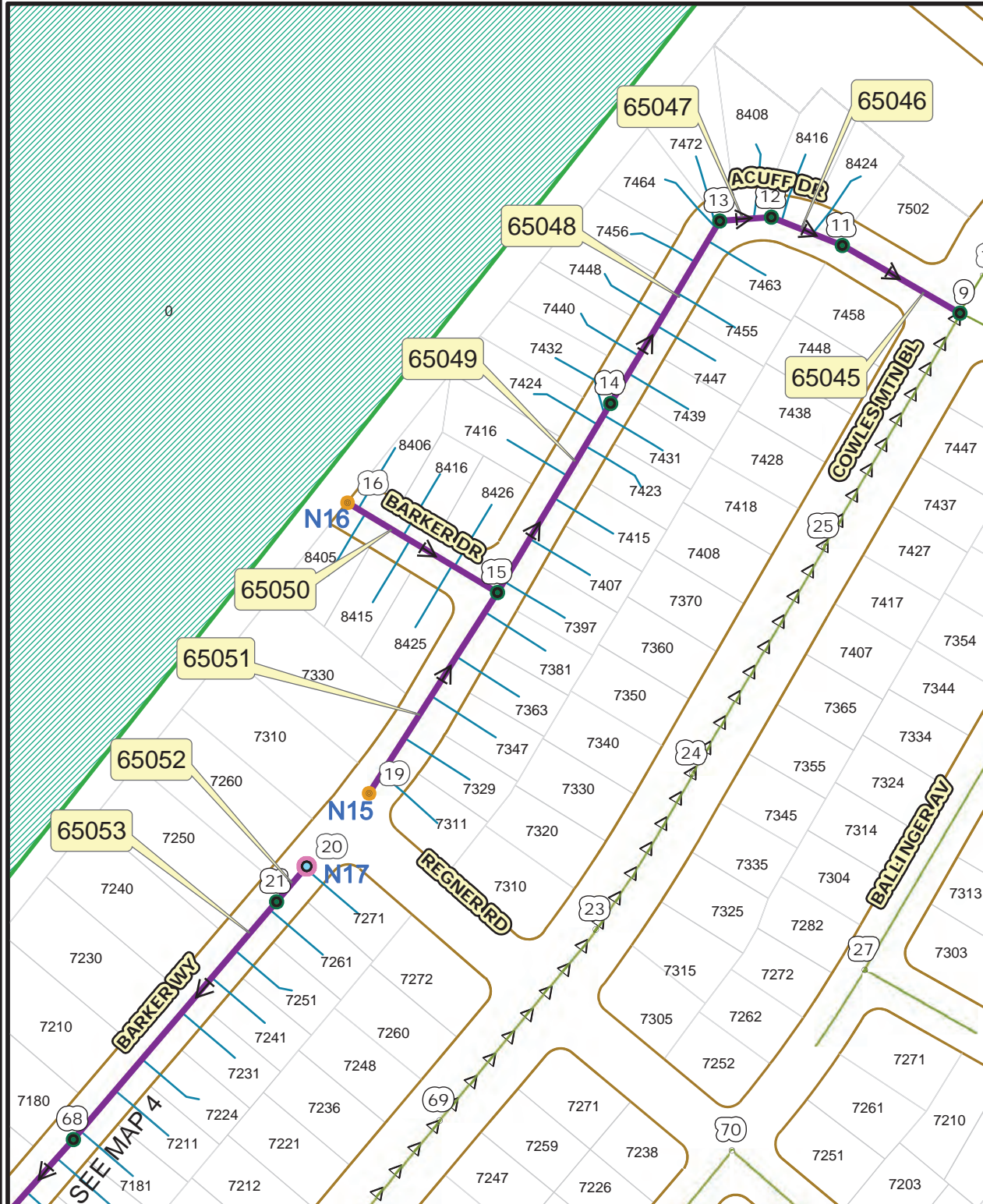
XXX FSN (Facility Sequence Number)  
 XXX EX MH ID/EX PLUG ID



THIS MAP/DATA IS PROVIDED WITHOUT WARRANTY OF ANY KIND, EITHER EXPRESS OR IMPLIED, INCLUDING, BUT NOT LIMITED TO, THE IMPLIED WARRANTIES OR MERCHANTABILITY AND FITNESS FOR A PARTICULAR PURPOSE. Note: This product may contain information reproduced with permission granted by RAND MCNALLY & COMPANY. It is unlawful to copy or reproduce all or any part thereof, whether for personal use or resale, without the prior, written permission of RAND MCNALLY & COMPANY.



THIS MAP/DATA IS PROVIDED WITHOUT WARRANTY OF ANY KIND, EITHER EXPRESS OR IMPLIED, INCLUDING, BUT NOT LIMITED TO, THE IMPLIED WARRANTIES OR MERCHANTABILITY AND FITNESS FOR A PARTICULAR PURPOSE. Note: This product may contain information reproduced with permission granted by RAND MCNALLY & COMPANY. It is unlawful to copy or reproduce all or any part thereof, whether for personal use or resale, without the prior, written permission of RAND MCNALLY & COMPANY.



MH/PLUG ID	MH/PLUG FSN	MH/PLUG IE	MH/PLUG DEPTH
68	131486	759.03	5.97
21	131447	770.23	7.27
*20/N17	131446	771.83	8.13
*19/N15**	131445	775.00	5.00
15	131443	768.00	8.00
*16/N16**	131444	777.00	8.00
14	131442	761.20	6.00
13	131441	754.85	9.00
12	131440	753.81	9.00
11	131439	752.30	7.00
9	131437	745.46	7.00
53	131669	636.05	8.00
48	131664	645.73	7.00
*47/N21	131663	646.69	6.31
71	131687	649.52	7.00
70	131686	658.65	7.00
76	131692	667.85	7.00

\* EXISTING PLUG / NEW SEWER CLEANOUTS  
 \* EXISTING PLUG /\*\* NEW MANHOLE 4'X 3' DIAMETER\_STANDARD DRAWINGS SDS-107

8" VC Main FSNs:  
 65053, 65052, 65051, 65050, 65049, 65048, 65047, 65046, 65045, 65312, 65313, 65319, 65277, 65276

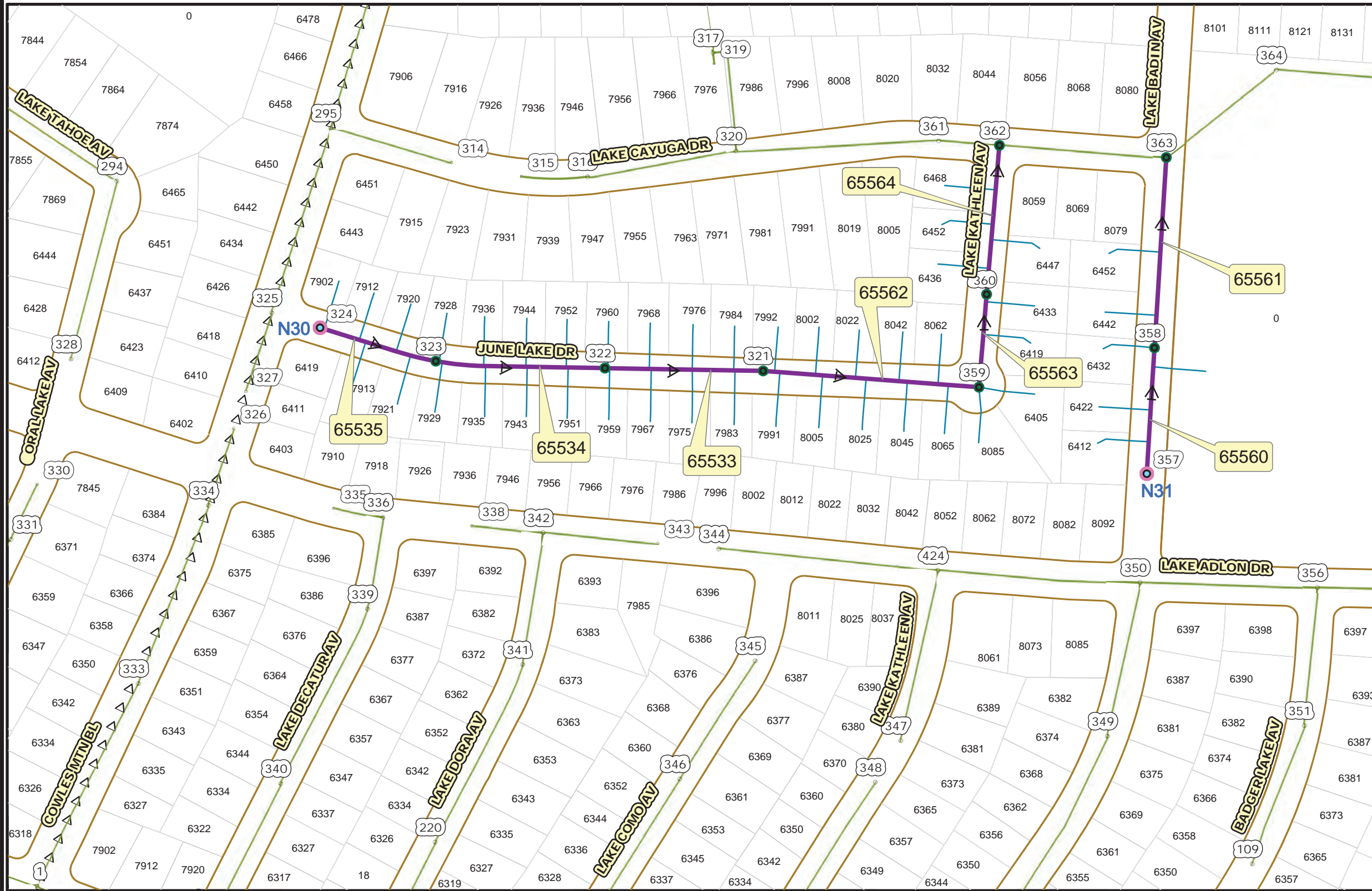
- Legend
- Proposed Manhole Rehab
  - Proposed New MH
  - Proposed External Point Repair
  - Proposed Internal Point Repair
  - Proposed New Cleanout
  - Proposed Sewer Main Rehab
  - Ex Concrete Encasement
  - Proposed Sewer Lateral Rehab

- Ex Mains
- Ex Bike\_Path
- FSN (Facility Sequence Number)
- EX MH ID/EX PLUG ID









MH/PLUG ID	MH/PLUG FSN	MH/PLUG IE	MH/PLUG DEPTH
*324/N30	131934	668.27	5.73
323	131933	665.42	7.00
322	313932	661.52	7.00
321	131931	657.77	6.00
359	131968	653.40	6.00
360	131969	640.05	7.00
362	131971	618.55	12.00
*357/N31	131966	656.31	6.69
358	131967	644.01	7.00
363	131972	619.61	20.00

\* EXISTING PLUG / NEW SEWER CLEANOUTS

8" VC Main FSNs:  
65535, 65534, 65533, 65562, 65563, 65564, 65560, 65561

Legend

- Proposed Manhole Rehab
- Proposed New MH
- Proposed External Point Repair
- Ex Mains
- FSN (Facility Sequence Number)
- Proposed New Cleanout
- Proposed Sewer Main Rehab
- Proposed Internal Point Repair
- Ex Bike\_Path
- Proposed Sewer Lateral Rehab
- EX MH ID/EX PLUG ID
- Ex Concrete Encasement

NOT TO SCALE

THIS MAP/DATA IS PROVIDED WITHOUT WARRANTY OF ANY KIND, EITHER EXPRESS OR IMPLIED, INCLUDING, BUT NOT LIMITED TO, THE IMPLIED WARRANTIES OR MERCHANTABILITY AND FITNESS FOR A PARTICULAR PURPOSE. Note: This product may contain information reproduced with permission from the SANDAG Regional Information System which cannot be reproduced without the written permission of SANDAG. This product may contain information reproduced with permission granted by RAND MCNALLY & COMPANY to SandGIS. This map is copyrighted by RAND MCNALLY & COMPANY. It is unlawful to copy or reproduce all or any part thereof, whether for personal use or resale, without the prior, written permission of RAND MCNALLY & COMPANY.



**SEWER MAIN PIPELINE REHABILITATION**  
**LAKE MURRAY IMPROV 3 (S) WBS# B - 22022**  
**SPREADSHEETS**



Lake Murray Improv 3 (B 22022)-Sewer Pipeline Spreadsheet

Map Sheet Number	Street Name	PIPE	FSN	Length (Feet)	Size (Inch)	Material	Action	DS MH ID	DS MH RIM	DS MH IE	DS MH Depth	US MH ID	US MH RIM	US MH IE	US MH Depth	Lateral	Thomas Bro	Council District	Community	Field Book
1	Idyllwild Ln	P1	66233	30	8	VC	Rehab	17	753.00	744.99	8.01	N1	753.00	745.29	7.71	6	1251A3	7	Navajo	O13S
	Idyllwild Ln	P2	66234	200	8	VC	Rehab	16	750.99	742.99	8.00	17	753.00	744.99	8.01	8	1251A3	7	Navajo	O13S
	Idyllwild Ln	P3	66235	230	8	VC	Rehab	14	749	741	8.00	16	751	743	8	5	1251A3	7	Navajo	O13S
	Joeve Ct	P4	66252	82	8	VC	Rehab	42	753.62	745.62	8.00	N2	760.00	746.44	13.56	7	1251A3	7	Navajo	O13S
	Joeve Ct	P5	66253	170	8	VC	Rehab	46	752.43	744.43	8.00	42	753.62	745.62	8.00	4	1251A3	7	Navajo	O13S
	South Gate Dr	P6	66254	233	8	VC	Rehab	48	743.82	735.82	8.00	46	752.43	744.43	8.00	3	1251A3	7	Navajo	O13S
	South Gate Dr	P7	66250	350	10	VC	Rehab	33	739.23	711.23	28.00	45	752.63	712.63	40.00	0	1251A3	7	Navajo	O13S
	Highsmith Ln	P8	66248	231	10	VC	Rehab	34	738.31	710.31	28.00	33	739.23	711.23	28.00	0	1251A4	7	Navajo	O13S
	Highsmith Ln	P9	66247	143	10	VC	Rehab	147	737.79	709.79	28.00	34	738.31	710.31	28.00	1	1251A4	7	Navajo	O13S, N13S
	South Gate Dr	P10	66251	200	8	VC	Rehab	35	748.00	733.02	14.98	N3	758.00	743.02	14.98	6	1251A3	7	Navajo	O13S
	South Gate Dr	P11	66249	136	8	VC	Rehab	31	739.12	731.12	8.00	35	748.00	733.02	14.98	6	1251A4	7	Navajo	O13S
	Highsmith Ln	P12	66245	157	8	VC	Rehab	30	738.18	730.18	8.00	31	739.12	731.12	8.00	4	1251A4	7	Navajo	O13S
	Highsmith Ln	-	66246	43	8	VC	Rehab	34	738.31	710.31	28.00	30	738.18	730.18	8.00	2	1251A5	8	Navajo	O13S
	Mulvaney Dr	P13	65173	50	8	VC	Rehab	150	770.00	761.00	9.00	N4	775.00	761.20	13.80	2	1251A3	7	Navajo	N13S
	Mulvaney Dr	P14	65172	80	8	VC	Rehab	150	770.00	761.00	9.00	N5	780.00	766.20	13.80	2	1251A3	7	Navajo	N13S
	Turnbridge Wy	P15	65171	348	8	VC	Rehab	148	745.33	736.33	9.00	150	770.00	761.00	9.00	9	1251A3	7	Navajo	N13S
	Turnbridge Wy	P16	65170	108	8	VC	Rehab	146	737.01	729.01	8.00	148	745.33	736.33	9.00	4	1251A4	7	Navajo	N13S
	Turnbridge Wy	P17	66311	290	8	VC	Rehab	1	738	721	17.00	146	737	729	8	5	1251A4	7	Navajo	N13S, O14S
	Whiteport Ln	P18	66266	50	8	VC	Rehab	4	730.99	721.99	9.00	N6	732.00	724.49	7.51	5	1251A4	7	Navajo	O14S
	Whiteport Ln	P19	66265	300	8	VC	Rehab	1	737.79	720.79	17.00	4	730.99	721.99	9.00	7	1251A4	7	Navajo	O14S
Turnbridge Wy	P20	66264	136	8	VC	Rehab	2	723.38	714.4	9.00	1	737.79	720.79	17.00	0	1251A4	7	Navajo	O14S	
2	Frazier Dr	P26	65183	200	8	VC	Rehab	210	797.93	789.9	8.00	N8	805.00	791.38	13.62	7	1250J3	7	Navajo	N13S
	Bobhird Dr	P27	65184	125	8	VC	Rehab	210	797.93	789.9	8.00	N9	805.00	797.68	7.32	5	1250J3	7	Navajo	N13S
	Bobhird Dr	P28	65160	288	8	VC	Rehab	135	787.00	779.00	8.00	210	797.93	789.9	8.00	6	1250J3	7	Navajo	N13S
	Regner Rd	P29	65187	200	8	VC	Rehab	174	810.28	803.28	7.00	N10	810.00	804.00	6.00	4	1250J3	7	Navajo	N13S
	Regner Rd	P30	65188	152	8	VC	Rehab	172	805.68	792.68	13.00	174	810.28	803.28	7.00	2	1250J3	7	Navajo	N13S
	Regner Rd	P31	65185	224	8	VC	Rehab	120	791.08	785.08	6.00	172	805.68	792.68	13.00	4	1250J3	7	Navajo	N13S
	Regner Rd	P32	65147	350	8	VC	Rehab	121	767.63	761.63	6.00	120	791.08	785.08	6.00	8	1250J3	7	Navajo	N13S
	Harwell Dr	P33	65111	100	8	VC	Rehab	86	793.94	786.94	7.00	N11	805.00	791.34	13.66	3	1250J3	7	Navajo	N13S
	Harwell Dr	P34	65110	250	8	VC	Rehab	85	782.94	775.94	7.00	86	793.94	786.94	7.00	8	1250J3	7	Navajo	N13S
	Gain Dr	P35	65114	200	8	VC	Rehab	90	804.48	798.48	6.00	N12	812.08	804.08	8.00	8	1250J3	7	Navajo	N13S
	Gain Dr	P36	65115	93	8	VC	Rehab	91	801.86	795.86	6.00	90	804.48	798.48	6.00	3	1250J3	7	Navajo	N13S
	Jackie Dr	P37	65186	160	8	VC	Rehab	119	798.55	792.6	6.00	N13	805.00	797.35	7.65	6	1250J3	7	Navajo	N13S
Jackie Dr	P38	65118	176	8	VC	Rehab	93	794.27	787.27	7.00	119	798.55	792.6	6.00	5	1250J3	7	Navajo	N13S	
3	Renown Dr	P21	65406	200	8	VC	Rehab	176	730.05	724.05	6.00	177	745.65	739.65	6.00	7	1250J4	7	Navajo	N14S
	Renown Dr	P22	65405	166	8	VC	Rehab	166	719.32	713.32	6.00	176	730.05	724.05	6.00	5	1250J4	7	Navajo	N14S
	Verlane Dr	P23	65391	70	8	VC	Rehab	163	719.90	714.90	5.00	N7	722.00	715.60	6.40	4	1250J4	7	Navajo	N14S
	Verlane Dr	P24	65392	200	8	VC	Rehab	164	720.00	711.70	8.30	163	720	714.90	5.00	6	1250J4	7	Navajo	N14S
	Renown Dr	P25	65393	256	8	VC	Rehab	153	701.44	694.44	7.00	165	716.54	709.54	7.00	0	1250J4	7	Navajo	N14S
	Hudson Dr	P39	65341	300	8	VC	Rehab	115	714.51	707.51	7.00	114	722.91	715.91	7.00	10	1250J4	7	Navajo	N14S

Map Sheet Number	Street Name	PIPE	FSN	Length (Feet)	Size (Inch)	Material	Action	DS MH ID	DS MH RIM	DS MH IE	DS MH Depth	US MH ID	US MH RIM	US MH IE	US MH Depth	Lateral	Thomas Bro	Council District	Community	Field Book
3	Hudson Dr	P40	65347	281	8	VC	Rehab	119	703.62	697.62	6.00	118	709.29	702.29	7.00	8	1250J4	7	Navajo	N14S
	Hudson Dr	P41	65348	264	8	VC	Rehab	120	698.91	691.91	7.00	119	703.62	697.62	6.00	8	1250J4	7	Navajo	N14S
	Hudson Dr	P42	65287	264	8	VC	Rehab	61	696.01	689.01	7.00	120	698.91	691.91	7.00	4	1250J4	7	Navajo	N14S
	Bardonia St	P43	65288	158	8	VC	Rehab	61	696.01	689.01	7	N14	702.00	696.27	5.73	2	1250H4	7	Navajo	N14S
	Bardonia St	P44	65286	258	8	VC	Rehab	60	692.91	685.91	7.00	61	696.01	689.01	7.00	3	1250H4	7	Navajo	N14S
4	Barker Wy	P54	65098	350	8	VC	Rehab	207	749.83	742.83	7.00	68	765.00	759.03	5.97	10	1250J3	7	Navajo	N13S
	Barker Wy	P55	65220	300	8	VC	Rehab	208	755.00	740.99	14.01	207	749.83	742.83	7.00	6	1250H3	7	Navajo	N13S
	Barker Wy	P56	65219	350	8	VC	Rehab	209	750.00	731.50	18.50	208	755.00	740.99	14.01	7	1250H3	7	Navajo	N13S
	Barker Wy	P57	65218	320	8	VC	Rehab	191	712.50	701.48	11.02	209	750.00	731.50	18.50	6	1250H3	7	Navajo	N13S
	Barker Wy	P58	65205	166	8	VC	Rehab	190	705.81	698.74	7.07	191	712.50	701.48	11.02	2	1250H3	7	Navajo	N13S
	Coleshill Dr	P62	65099	169	8	VC	Rehab	80	739.58	732.58	7.00	N18	747.00	739.34	7.66	0	1250H3	7	Navajo	N13S
	Cowles Mountain Bl	P63	65100	265	8	VC	Point Repair / Rehab	206	730.57	723.57	7	80	739.58	732.58	7.00	8	1250J3	7	Navajo	N13S
	Cowles Mountain Bl	P64	65217	265	8	VC	Rehab	205	720.56	714.56	6.00	206	730.57	723.57	7.00	8	1250J3	7	Navajo	N13S
	Cowles Mountain Bl	P65	65207	265	8	VC	Rehab	192	709.84	701.84	8.00	205	720.56	714.56	6.00	8	1250H3	7	Navajo	N13S
	Ballinger Av	P70	65105	291	8	VC	Rehab	82	736.47	730.47	6.00	81	747.66	740.66	7.00	7	1250J3	7	Navajo	N13S
	Coleshill Dr	P71	65107	155	8	VC	Rehab	82	736.47	730.47	6.00	N19	740.00	732.95	7.05	3	1250J3	7	Navajo	N13S
	Ballinger Av	P72	65106	300	8	VC	Rehab	98	724.17	718.17	6.00	82	736.47	730.47	6.00	8	1250J3	7	Navajo	N13S
	Ballinger Av	P73	65128	300	8	VC	Rehab	204	712.77	706.77	6.00	98	724.17	718.17	6.00	10	1250J3	7	Navajo	N13S
	Coleshill Dr	P78	65124	95	8	VC	Rehab	97	740.93	734.93	6.00	N20	745.81	739.81	6.00	4	1250J3	7	Navajo	N13S
Renkrib Av	P79	65125	350	8	VC	Rehab	99	730.73	723.73	7.00	97	740.93	734.93	6.00	9	1250J3	7	Navajo	N13S	
5	Barker Wy	P59	65203	113	8	VC	Rehab	189	712.20	704.20	8.00	188	712.08	705.97	6.11	6	1250H3	7	Navajo	N13S
	Barker Wy	P60	65204	350	8	VC	Rehab	190	705.81	698.74	7.07	189	712.20	704.20	8.00	12	1250H4	7	Navajo	N13S
	Boulder Lake Av	P61	65206	309	8	VC	Rehab	193	702.50	695.19	7.31	190	705.81	698.74	7.07	0	1250H3	7	Navajo	N13S
	Cowles Mountain Bl	P66	65208	266	8	VC	Rehab	193	702.50	695.19	7.31	192	709.84	701.84	8.00	7	1250H3	7	Navajo	N13S
	Cowles Mountain Bl	P67	65210	260	8	VC	Rehab	194	693.87	686.87	7.00	193	702.50	695.19	7.31	5	1250H4	7	Navajo	N13S
	Cowles Mountain Bl	P68	65211	255	8	VC	Point Repair / Rehab	195	686.35	679.35	7.00	194	693.87	686.87	7.00	8	1250H4	7	Navajo	N13S
	Cowles Mountain Bl	P69	65317	255	8	VC	Point Repair / Rehab	75	675.07	665.07	10.00	195	686.35	679.35	7.00	8	1250H4	7	Navajo	N13S, N14S
	Ballinger Av	P74	65216	300	8	VC	Rehab	203	701.77	694.77	7.00	204	712.77	706.77	6.00	10	1250H3	7	Navajo	N13S
	Ballinger Av	P75	65215	161	8	VC	Rehab	198	698.55	691.55	7.00	203	701.77	694.77	7.00	4	1250H4	7	Navajo	N13S
	Ballinger Av	P76	65212	350	8	VC	Rehab	196	691.55	684.55	7.00	198	698.55	691.55	7.00	8	1250H4	7	Navajo	N13S
	Ballinger Av	P77	65310	350	8	VC	Rehab	77	684.85	676.85	8.00	196	691.55	684.55	7.00	11	1250H4	7	Navajo	N13S, N14S
	Renkrib Av	P80	65126	350	8	VC	Rehab	100	719.43	712.53	6.90	99	730.73	723.73	7.00	12	1250J3	7	Navajo	N13S
Renkrib Av	P81	65213	100	8	VC	Rehab	201	710.52	704.52	6.00	202	711.52	705.52	6.00	2	1250H4	7	Navajo	N13S	
6	Barker Wy	P53	65053	350	8	VC	Rehab	68	765.00	759.03	5.97	21	777.50	770.23	7.27	7	1250J3	7	Navajo	N13S
	Barker Wy	P52	65052	50	8	VC	Rehab	21	777.50	770.23	7.27	N17	780.00	771.83	8.17	1	1250J3	7	Navajo	N13S
	Barker Wy	P45	65051	258	8	VC	Rehab	15	776.00	768.00	8.00	N15	780.00	775	5.00	5	1250J3	7	Navajo	N13S
	Barker Dr	P46	65050	200	8	VC	Rehab	15	776.00	768.00	8.00	N16	785.00	777	8.00	6	1250J3	7	Navajo	N13S
	Barker Wy	P47	65049	250	8	VC	Rehab	15	776.00	768.00	8.00	14	767.20	761.20	6.00	8	1250J3	7	Navajo	N13S
	Barker Wy	P48	65048	234	8	VC	Rehab	14	767.20	761.20	6.00	13	763.85	754.85	9.00	8	1250J3	7	Navajo	N13S
	Acuff Dr	P49	65047	58	8	VC	Rehab	13	763.85	754.85	9.00	12	762.81	753.81	9.00	2	1250J3	7	Navajo	N13S
	Acuff Dr	P50	65046	85	8	VC	Rehab	12	762.81	753.81	9.00	11	759.30	752.30	7.00	2	1250J3	7	Navajo	N13S
Acuff Dr	P51	65045	155	8	VC	Rehab	11	759.30	752.30	7.00	9	752.46	745.46	7.00	0	1250J3	7	Navajo	N13S	

Map Sheet Number	Street Name	PIPE	FSN	Length (Feet)	Size (Inch)	Material	Action	DS MH ID	DS MH RIM	DS MH IE	DS MH Depth	US MH ID	US MH RIM	US MH IE	US MH Depth	Lateral	Thomas Bro	Council District	Community	Field Book
6	Ballinger Av	P82	65312	325	8	VC	Rehab	70	665.65	658.65	7.00	76	674.85	667.85	7.00	11	1250H4	7	Navajo	N14S
	Ballinger Av	P83	65313	304	8	VC	Rehab	71	656.52	649.52	7.00	70	665.65	658.65	7.00	9	1250H4	7	Navajo	N14S
	Ballinger Av	P84	65319	119	8	VC	Rehab	48	652.73	645.73	7.00	71	656.52	649.52	7.00	4	1250H4	7	Navajo	N14S
	Willa Wy	P85	65277	96	8	VC	Rehab	48	652.73	645.73	7.00	N21	653.00	646.69	6.31	3	1250H4	7	Navajo	N14S
	Ballinger Av	P86	65276	255	8	VC	Rehab	53	644.05	636.05	8.00	48	652.73	645.73	7.00	4	1250H4	7	Navajo	N14S
7	Bantam Lake Av	P87	65274	200	8	VC	Rehab	55	675.92	668.92	7.00	N22	681.00	673.92	7.08	9	1250H4	7	Navajo	N14S
	Bantam Lake Av	P88	65273	134	8	VC	Rehab	54	667.56	659.56	8.00	55	675.92	668.92	7.00	3	1250H4	7	Navajo	N14S
	Bantam Lake Cr	P89	65272	226	8	VC	Rehab	40	653.88	646.88	7.00	54	667.56	659.56	8.00	6	1250H4	7	Navajo	N14S
	Bantam Lake Cr	P90	65271	94	8	VC	Rehab	39	652.50	646.50	6.00	40	653.88	646.88	7.00	3	1250H4	7	Navajo	N14S
	Bantam Lake Cr	_	65270	237	8	VC	Rehab	38	659.55	645.55	14.00	39	652.50	646.50	6.00	5	1250H4	7	Navajo	N14S
	Bantam Lake Cr	P91	65519	243	8	VC	Rehab	310	666.45	659.45	7.00	377	677.73	665.73	12.00	8	1250H5	7	Navajo	N14S
	Bantam Lake Cr	P92	65269	90	8	VC	Rehab	38	659.55	645.55	14.00	310	666.45	659.45	7.00	2	1250H5	7	Navajo	N14S
	Bantam Lake Av	P93	65578	35	8	VC	Rehab	376	684.18	677.18	7.00	N23	683.00	677.32	5.68	3	1250H5	7	Navajo	N14S
	Bantam Lake Av	P94	65579	119	8	VC	Rehab	375	682.99	675.99	7.00	376	684.18	677.18	7.00	1	1250H5	7	Navajo	N14S
	San Carlos Dr	P95	65580	80	8	VC	Rehab	375	682.99	675.99	7.00	N24	683.00	676.31	6.69	2	1250H5	7	Navajo	N14S
	San Carlos Dr	P96	65577	283	8	VC	Rehab	311	662.74	656.74	6.00	375	682.99	675.99	7.00	8	1250H5	7	Navajo	N14S
	San Carlos Dr	P97	65520	350	8	VC	Rehab	307	628.24	618.24	10.00	311	662.74	656.74	6.00	8	1250H5	7	Navajo	N14S
	Boon Lake Av	P98	65521	70	8	VC	Rehab	308	630.88	623.88	7.00	N25	632.00	624.16	7.84	2	1250H5	7	Navajo	N14S
	Boon Lake Av	P99	65522	113	8	VC	Rehab	307	628.24	618.24	10.00	308	630.88	623.88	7.00	1	1250H5	7	Navajo	N14S
	San Carlos Dr	P100	65512	157	10	VC	Rehab	306	615.60	609.60	6.00	307	628.24	618.24	10.00	4	1250H5	7	Navajo	N14S
	Beaver Lake Dr	P101	65575	125	8	VC	Rehab	373	661.72	655.72	6.00	N26	664.00	658.22	5.78	6	1250H5	7	Navajo	N14S
	Beaver Lake Dr	P102	65576	138	8	VC	Point Repair / Rehab	374	653.72	646.72	7.00	373	661.72	655.72	6.00	4	1250H5	7	Navajo	N14S
	Beaver Lake Dr	P103	65523	270	8	VC	Rehab	312	627.65	615.65	12.00	374	653.72	646.72	7.00	8	1250H5	7	Navajo	N14S
	San Carlos Dr	P104	65581	170	8	VC	Rehab	381	680.12	674.12	6.00	N27	683.00	675.82	7.18	3	1250H5	7	Navajo	N14S
	Lake Badin Av	P105	65582	273	8	VC	Rehab	370	668.03	659.03	9.00	381	680.12	674.12	6.00	0	1250H5	7	Navajo	N14S
	Beaver Lake Dr	P106	65574	100	8	VC	Rehab	370	668.03	659.03	9.00	N28	666.00	659.43	6.57	4	1250H5	7	Navajo	N14S
Beaver Lake Dr	P107	65573	293	8	VC	Rehab	369	663.86	657.86	6.00	370	668.03	659.03	9.00	8	1250H5	7	Navajo	N14S	
Beaver Lake Dr	P108	65572	300	8	VC	Rehab	368	659.66	653.66	6.00	370	668.03	659.03	9.00	9	1250H5	7	Navajo	N14S	
Beaver Lake Dr	P109	65571	300	8	VC	Rehab	367	657.66	650.66	7.00	368	659.66	653.66	6.00	9	1250H5	7	Navajo	N14S	
Beaver Lake Dr	P110	65586	345	8	VC	Rehab	201	663.28	649.28	14.00	367	657.66	650.66	7.00	10	1250J5	7	Navajo	N14S	
San Carlos Dr	P111	65583	100	8	VC	Rehab	383	678.72	672.72	6.00	N29	680.00	673.72	6.28	3	1250H5	7	Navajo	N14S	
San Carlos Dr	P112	65584	350	8	VC	Point Repair / Rehab	384	675.22	669.22	6.00	383	678.72	672.72	6.00	7	1250H5	7	Navajo	N14S	
San Carlos Dr	P113	65585	350	8	VC	Rehab	385	672.72	665.72	7.00	384	675.22	669.22	6.00	6	1250H5	7	Navajo	N14S	
8	June Lake Dr	P114	65535	190	8	VC	Rehab	323	672.42	665.42	7.00	N30	674.00	668.27	5.73	5	1250H5	7	Navajo	N14S
	June Lake Dr	P115	65534	260	8	VC	Rehab	322	668.52	661.52	7.00	323	672.42	665.42	7.00	8	1250H5	7	Navajo	N14S
	June Lake Dr	P116	65533	250	8	VC	Rehab	321	663.77	657.77	6.00	322	668.52	661.52	7.00	8	1250H5	7	Navajo	N14S
	June Lake Dr	P117	65562	336	8	VC	Rehab	359	659.40	653.40	6.00	321	663.77	657.77	6.00	11	1250H5	7	Navajo	N14S
	June Lake Dr	P118	65563	150	8	VC	Rehab	360	630.55	618.55	12.00	359	659.40	653.40	6.00	3	1250H5	7	Navajo	N14S
	June Lake Dr	P119	65564	231	8	VC	Rehab	362	630.55	618.55	12.00	360	630.55	618.55	12.00	4	1250H5	7	Navajo	N14S
	Lake Badin Av	P120	65560	190	8	VC	Rehab	358	651.01	644.01	7.00	N31	663.00	656.31	6.69	3	1250H5	7	Navajo	N14S
	Lake Badin Av	P121	65561	300	8	VC	Rehab	363	639.61	619.61	20.00	358	651.01	644.01	7.00	3	1250H5	7	Navajo	N14S

**PIPELINE REHABILITATION  
LAKE MURRAY IMPROV 3 (S)  
MANHOLE SPREADSHEETS**

Lake Murray Improv 3 (B-22022)\_Sewer Manholes Spreadsheet

Map Sheet Number	Thomas Brothers	Street Name	MH ID	MH IE	MH Depth	Manhole Method	Council District	Community	Field Book	FSN	RIM ELEV
<b>Rehabilitation Manhole</b>											
1.1	1251A3	Idyllwild Ln	17	744.99	8.01	Rehab	7	Navajo	O13S	132630	753.00
1.1	1251A3	Idyllwild Ln	16	742.99	8	Rehab	7	Navajo	O13S	132629	750.99
1.1	1251A3	Mewall Dr	14	740.69	8	Rehab	7	Navajo	O13S	132627	748.69
1.2	1251A3	Joeve Ct	42	745.62	8	Rehab	7	Navajo	O13S	132647	753.62
1.2	1251A3	South Gate Dr	46	744.43	8	Rehab	7	Navajo	O13S	132650	752.43
1.2	1251A3	Mulvaney Dr	48	735.82	8	Rehab	7	Navajo	O13S	132652	743.82
1.2	1251A4	South Gate Dr	35	733.02	14.98	Rehab	7	Navajo	O13S	132645	748.00
1.2	1251A4	South Gate Dr	31	739.12	8	Rehab	7	Navajo	O13S	132642	747.12
1.2	1251A4	South Gate Dr	30	738.18	8	Rehab	7	Navajo	O13S	132641	746.18
1.2	1251A3	South Gate Dr	45	712.63	40	Rehab	7	Navajo	O13S	132649	752.63
1.2	1251A4	South Gate Dr	33	711.23	28	Rehab	7	Navajo	O13S	132643	739.23
1.2	1251A4	South Gate Dr	34	710.31	28	Rehab	7	Navajo	O13S	132644	738.31
1.2	1251A4	Turnbridge Wy	147	709.79	28	Rehab	7	Navajo	N13S	131561	737.79
1.2	1251A3	Mulvaney Dr	150	761	9	Rehab	7	Navajo	N13S	131564	770.00
1.2	1251A4	Turnbridge Wy	148	736.33	9	Rehab	7	Navajo	N13S	131562	745.33
1.2	1251A4	Turnbridge Wy	146	729.01	8	Rehab	7	Navajo	N13S	131560	737.01
1.2	1251A4	Turnbridge Wy	172	714.94	22	Rehab	7	Navajo	N14S	131787	736.94
1.2	1251A4	Whiteport Ln	4	721.99	9	Rehab	7	Navajo	O14S	132661	730.99
1.2	1251A4	Turnbridge Wy	1	720.79	17	Rehab	7	Navajo	O14S	132658	737.79
1.2	1251A4	Turnbridge Wy	2	714.38	9	Rehab	7	Navajo	O14S	132659	723.38
2.0	1250J3	Harwell Dr	86	786.94	7	Rehab	7	Navajo	N13S	131503	793.94
2.0	1250J3	Harwell Dr	85	775.94	7	Rehab	7	Navajo	N13S	131502	782.94
2.0	1250J3	Gain Dr	90	798.48	6	Rehab	7	Navajo	N13S	131507	804.48
2.0	1250J3	Gain Dr	91	795.86	6	Rehab	7	Navajo	N13S	131508	801.86
2.0	1250J3	Jackie Dr	119	792.55	6	Rehab	7	Navajo	N13S	131534	798.55
2.0	1250J3	Jackie Dr	93	787.27	7	Rehab	7	Navajo	N13S	131510	794.27
2.0	1250J3	Regner Rd	174	803.28	7	Rehab	7	Navajo	N13S	131587	810.28
2.0	1250J3	Regner Rd	172	792.68	13	Rehab	7	Navajo	N13S	131585	805.68
2.0	1250J3	Regner Rd	120	785.08	6	Rehab	7	Navajo	N13S	131535	791.08
2.0	1250J3	Regner Rd	121	761.63	6	Rehab	7	Navajo	N13S	131536	767.63
2.0	1250J3	Bobhird Dr	210	789.93	8	Rehab	7	Navajo	N13S	131621	797.93
2.0	1250J3	Bobhird Dr	135	779	8	Rehab	7	Navajo	N13S	131550	787.00
3.1	1250J4	Renown Dr	177	739.65	6	Rehab	7	Navajo	N14S	131792	745.65
3.1	1250J4	Renown Dr	176	724.05	6	Rehab	7	Navajo	N14S	131791	730.05
3.1	1250J4	Renown Dr	166	713.32	6	Rehab	7	Navajo	N14S	131781	719.32
3.1	1250J4	Renown Dr	165	709.54	7	Rehab	7	Navajo	N14S	131780	716.54
3.1	1251A4	Renown Dr	153	694.44	7	Rehab	7	Navajo	N14S	131768	701.44
3.1	1250J4	Verlane Dr	163	714.9	5	Rehab	7	Navajo	N14S	131778	719.90
3.1	1250J4	Verlane Dr	164	711.7	8.3	Rehab	7	Navajo	N14S	131779	720.00
3.2	1250H4	Bardonia St	60	685.91	7	Rehab	7	Navajo	N14S	131676	692.91
3.2	1250H4	Bardonia St	61	689.01	7	Rehab	7	Navajo	N14S	131677	696.01
3.2	1250J4	Hudson Dr	120	691.91	7	Rehab	7	Navajo	N14S	131736	698.91
3.2	1250J4	Hudson Dr	119	697.62	6	Rehab	7	Navajo	N14S	131735	703.62
3.2	1250J4	Hudson Dr	118	702.29	7	Rehab	7	Navajo	N14S	131734	709.29
3.2	1250J4	Hudson Dr	115	707.51	7	Rehab	7	Navajo	N14S	131731	714.51
3.2	1250J4	Hudson Dr	114	715.91	7	Rehab	7	Navajo	N14S	131730	722.91
4.0	1250H3	Barker Wy	191	701.48	11.02	Rehab	7	Navajo	N13S	131603	712.50
4.0	1250H3	Barker Wy	209	731.5	18.5	Rehab	7	Navajo	N13S	131620	750.00
4.0	1250H3	Barker Wy	208	740.99	14.01	Rehab	7	Navajo	N13S	131619	755.00
4.0	1250H3	Barker Wy	207	742.83	7	Rehab	7	Navajo	N13S	131618	749.83
4.0	1250J3	Barker Wy	68	759.03	5.97	Rehab	7	Navajo	N13S	131486	765.00
4.0	1250H3	Cowles Mountain Blvd	192	701.84	8	Rehab	7	Navajo	N13S	131604	709.84
4.0	1250H3	Cowles Mountain Blvd	205	714.56	6	Rehab	7	Navajo	N13S	131616	720.56
4.0	1250H3	Cowles Mountain Blvd	206	723.57	7	Rehab	7	Navajo	N13S	131617	730.57
4.0	1250J3	Cowles Mountain Blvd	80	732.58	7	Rehab	7	Navajo	N13S	131497	739.58



Map Sheet Number	Thomas Brothers	Street Name	MH ID	MH IE	MH Depth	Manhole Method	Council District	Community	Field Book	FSN	RIM ELEV
<b>Rehabilitation Manhole</b>											
4.0	1250J3	Ballinger Av	98	718.17	6	Rehab	7	Navajo	N13S	131515	724.17
4.0	1250J3	Ballinger Av	82	730.47	6	Rehab	7	Navajo	N13S	131499	736.47
4.0	1250J3	Ballinger Av	81	740.66	7	Rehab	7	Navajo	N13S	131498	747.66
4.0	1250J3	Renkrib Av	97	734.93	6	Rehab	7	Navajo	N13S	131514	740.93
5.0	1250H4	Barker Wy	188	705.97	6.11	Rehab	7	Navajo	N13S	131600	712.08
5.0	1250H4	Barker Wy	189	704.2	8	Rehab	7	Navajo	N13S	131601	712.20
5.0	1250H3	Barker Wy	190	698.74	7.07	Rehab	7	Navajo	N13S	131602	705.81
5.0	1250H4	Cowles Mountain Blvd	75	665.07	10	Rehab	7	Navajo	N14S	131691	675.07
5.0	1250H4	Cowles Mountain Blvd	194	686.87	7	Rehab	7	Navajo	N13S	131606	693.87
5.0	1250H4	Cowles Mountain Blvd	193	695.19	7.31	Rehab	7	Navajo	N13S	131605	702.50
5.0	1250H3	Cowles Mountain Blvd	192	701.84	8	Rehab	7	Navajo	N13S	131604	709.84
5.0	1250H4	Ballinger Av	77	876.85	8	Rehab	7	Navajo	N14S	131693	884.85
5.0	1250H4	Ballinger Av	196	684.55	7	Rehab	7	Navajo	N13S	131608	691.55
5.0	1250H4	Ballinger Av	198	691.55	7	Rehab	7	Navajo	N13S	131610	698.55
5.0	1250H4	Ballinger Av	203	694.77	7	Rehab	7	Navajo	N13S	131614	701.77
5.0	1250H3	Ballinger Av	204	706.77	6	Rehab	7	Navajo	N13S	131615	712.77
5.0	1250H4	Renkrib Av	201	704.52	6	Rehab	7	Navajo	N13S	131612	710.52
5.0	1250H4	Renkrib Av	202	705.52	6	Rehab	7	Navajo	N13S	131613	711.52
5.0	1250J4	Renkrib Av	100	712.53	6.9	Rehab	7	Navajo	N13S	131517	719.43
5.0	1250J3	Renkrib Av	99	723.73	7	Rehab	7	Navajo	N13S	131516	730.73
6.1	1250J3	Barker Wy	21	770.23	7.27	Rehab	7	Navajo	N13S	131447	777.50
6.1	1250J3	Barker Wy	15	768	8	Rehab	7	Navajo	N13S	131443	776.00
6.1	1250J3	Barker Wy	14	761.2	6	Rehab	7	Navajo	N13S	131442	767.20
6.1	1250J3	Barker Wy	13	754.85	9	Rehab	7	Navajo	N13S	131441	763.85
6.1	1250J3	Acuff Dr	12	753.81	9	Rehab	7	Navajo	N13S	131440	762.81
6.1	1250J3	Acuff Dr	11	752.3	7	Rehab	7	Navajo	N13S	131439	759.30
6.1	1250J3	Acuff Dr	9	745.46	7	Rehab	7	Navajo	N13S	131437	752.46
6.2	1250H4	Ballinger Av	53	636.05	8	Rehab	7	Navajo	N14S	131669	644.05
6.2	1250H4	Ballinger Av	48	645.73	7	Rehab	7	Navajo	N14S	131664	652.73
6.2	1250H4	Ballinger Av	71	649.52	7	Rehab	7	Navajo	N14S	131687	656.52
6.2	1250H4	Ballinger Av	70	658.65	7	Rehab	7	Navajo	N14S	131686	665.65
6.2	1250H4	Ballinger Av	76	667.85	7	Rehab	7	Navajo	N14S	131692	674.85
7.0	1250H4	Bantam Lake Cr	39	646.5	6	Rehab	7	Navajo	N14S	131655	652.50
7.0	1250H4	Bantam Lake Cr	40	646.88	7	Rehab	7	Navajo	N14S	131656	653.88
7.0	1250H4	Bantam Lake Cr	54	659.56	8	Rehab	7	Navajo	N14S	131670	667.56
7.0	1250H4	Bantam Lake Av	55	668.92	7	Rehab	7	Navajo	N14S	131671	675.92
7.0	1250H4	Bantam Lake Cr	38	645.55	14	Rehab	7	Navajo	N14S	131654	659.55
7.0	1250H5	Bantam Lake Cr	310	659.45	7	Rehab	7	Navajo	N14S	131920	666.45
7.0	1250H5	Bantam Lake Cr	377	665.73	12	Rehab	7	Navajo	N14S	131986	677.73
7.0	1250H5	San Carlos Dr	306	609.6	6	Rehab	7	Navajo	N14S	131916	615.60
7.0	1250H5	San Carlos Dr	307	618.24	10	Rehab	7	Navajo	N14S	131917	628.24
7.0	1250H5	Boon Lake Av	308	623.88	7	Rehab	7	Navajo	N14S	131918	630.88
7.0	1250H5	San Carlos Dr	311	656.74	6	Rehab	7	Navajo	N14S	131921	662.74
7.0	1250H5	San Carlos Dr	375	675.99	7	Rehab	7	Navajo	N14S	131984	682.99
7.0	1250H5	Bantam Lake Av	376	677.18	7	Rehab	7	Navajo	N14S	131985	684.18
7.0	1250H5	San Carlos Dr	381	674.12	6	Rehab	7	Navajo	N14S	131990	680.12
7.0	1250H5	San Carlos Dr	383	672.72	6	Rehab	7	Navajo	N14S	131992	678.72
7.0	1250J5	San Carlos Dr	385	665.72	7	Rehab	7	Navajo	N14S	131994	672.72
7.0	1250H5	Beaver Lake Dr	312	615.65	12	Rehab	7	Navajo	N14S	131922	627.65
7.0	1250H5	Beaver Lake Dr	374	646.72	7	Rehab	7	Navajo	N14S	131983	653.72
7.0	1250H5	Beaver Lake Dr	370	659.03	9	Rehab	7	Navajo	N14S	131979	668.03
7.0	1250H5	Beaver Lake Dr	369	657.86	6	Rehab	7	Navajo	N14S	131978	663.86
7.0	1250H5	Beaver Lake Dr	368	653.66	6	Rehab	7	Navajo	N14S	131977	659.66
7.0	1250J5	Beaver Lake Dr	367	650.66	7	Rehab	7	Navajo	N14S	131976	657.66
7.0	1250J5	Beaver Lake Dr	201	649.28	14	Rehab	7	Navajo	N14S	131816	663.28
8.0	1250H5	June Lake Dr	323	665.42	7	Rehab	7	Navajo	N14S	131933	672.42
8.0	1250H5	June Lake Dr	322	661.52	7	Rehab	7	Navajo	N14S	313932	668.52

Map Sheet Number	Thomas Brothers	Street Name	MH ID	MH IE	MH Depth	Manhole Method	Council District	Community	Field Book	FSN	RIM ELEV
<b>Rehabilitation Manhole</b>											
8.0	1250H5	June Lake Dr	321	657.77	6	Rehab	7	Navajo	N14S	131931	663.77
8.0	1250H5	June Lake Dr	359	653.4	6	Rehab	7	Navajo	N14S	131968	659.40
8.0	1250H5	Lake Kathleen Av	360	640.05	7	Rehab	7	Navajo	N14S	131969	647.05
8.0	1250H5	Lake Kathleen Av	362	618.55	12	Rehab	7	Navajo	N14S	131971	630.55
8.0	1250H5	Lake Badin Av	358	644.01	7	Rehab	7	Navajo	N14S	131967	651.01
8.0	1250H5	Lake Badin Av	363	619.61	20	Rehab	7	Navajo	N14S	131972	639.61

Map Sheet Number	Thomas Brothers	Street Name	MH ID	MH IE	MH Depth	Manhole Method	Council District	Community	Field Book	FSN	RIM ELEV
<b>Install Cleanout</b>											
1.1	1251A3	Idyllwild Ln	N1 / 18	745.29	7.71	Add Cleanout	7	Navajo	O13S	132631	753.00
1.2	1251A3	Joeve Ct	N2 / 43	764.44	13.56	Add Cleanout	7	Navajo	O13S	132648	778.00
1.2	1251A3	Mulvaney Dr	N4 / 151	761.2	13.8	Add Cleanout	7	Navajo	N13S	131565	775.00
1.2	1251A3	Mulvaney Dr	N5 / 142	766.2	13.8	Add Cleanout	7	Navajo	N13S	131563	780.00
1.2	1251A4	Whiteport Ln	N6 / 5	724.49	7.51	Add Cleanout	7	Navajo	O14S	132662	732.00
2.0	1250J3	Harwell Dr	N11 / 75	791.34	13.66	Add Cleanout	7	Navajo	N13S	131493	805.00
2.0	1250J3	Jackie Dr	N13 / 173	797.35	7.65	Add Cleanout	7	Navajo	N13S	131586	805.00
2.0	1250J3	Bobhird Dr	N9 / 170	797.68	7.32	Add Cleanout	7	Navajo	N13S	5546371	805.00
3.1	1250J4	Verlane Dr	N7 / 161	715.6	6.4	Add Cleanout	7	Navajo	N14S	131777	722.00
3.2	1250H4	Bardonia St	N14 / 62	696.27	5.73	Add Cleanout	7	Navajo	N14S	131678	702.00
4.0	1250H3	Coleshill Dr	N18 / 79	739.34	7.66	Add Cleanout	7	Navajo	N13S	131496	747.00
4.0	1250J3	Coleshill Dr	N19 / 83	732.95	7.05	Add Cleanout	7	Navajo	N13S	131500	740.00
4.0	1250J3	Coleshill Dr	N20 / 96	739.81	6	Add Cleanout	7	Navajo	N13S	131513	745.81
6.1	1250J3	Barker Wy	N17 / 20	771.83	8.13	Add Cleanout	7	Navajo	N13S	131446	779.96
6.2	1250H4	Willa Wy	N21 / 47	646.69	6.31	Add Cleanout	7	Navajo	N14S	131663	653.00
7.0	1250H5	Boon Lake Av	N25 / 309	624.16	7.84	Add Cleanout	7	Navajo	N14S	131919	632.00
7.0	1250H5	Bantam Lake Av	N23 / 378	677.32	5.68	Add Cleanout	7	Navajo	N14S	131987	683.00
7.0	1250H5	San Carlos Dr	N24 / 379	676.31	6.69	Add Cleanout	7	Navajo	N14S	131988	683.00
7.0	1250H5	San Carlos Dr	N27 / 380	675.82	7.18	Add Cleanout	7	Navajo	N14S	131989	683.00
7.0	1250H5	San Carlos Dr	N29 / 382	673.72	6.28	Add Cleanout	7	Navajo	N14S	131991	680.00
7.0	1250H5	Beaver Lake Dr	N26 / 372	658.22	5.78	Add Cleanout	7	Navajo	N14S	131981	664.00
7.0	1250H5	Beaver Lake Dr	N28 / 371	659.43	6.57	Add Cleanout	7	Navajo	N14S	131980	666.00
8.0	1250H5	June Lake Dr	N30 / 324	668.27	5.73	Add Cleanout	7	Navajo	N14S	131934	674.00
8.0	1250H5	Lake Badin Av	N31 / 357	656.31	6.69	Add Cleanout	7	Navajo	N14S	131966	663.00

Map Sheet Number	Thomas Brothers	Street Name	MH ID	MH IE	MH Depth	Manhole Method	Council District	Community	Field Book	FSN	RIM ELEV
<b>Install New Manhole</b>											
1.2	1251A3	South Gate Dr	N3 / 36	743.02	14.98	New Manhole	7	Navajo	O13S	132646	758.00
2.0	1250J3	Gain Dr	N12 / 89	804.08	8	New Manhole	7	Navajo	N13S	131506	812.08
2.0	1250J3	Regner Rd	N10 / 88	804.08	5.92	New Manhole	7	Navajo	N13S	131505	810.00
2.0	1250J3	Frazier Dr	N8 / 169	791.38	13.62	New Manhole	7	Navajo	N13S	5546352	805.00
6.1	1250J3	Barker Wy	N15 / 19	775	5	New Manhole	7	Navajo	N13S	131445	780.00
6.1	1250J3	Barker Dr	N16 / 16	777	8	New Manhole	7	Navajo	N13S	131444	785.00
7.0	1250H4	Bantam Lake Av	N22 / 56	673.92	7.08	New Manhole	7	Navajo	N14S	131672	681.00

<b>Rehabilitation Manhole</b>	<b>Rehabilitation Manhole (Total = 118)</b>
<b>Install Cleanout</b>	<b>Install Cleanout (Total = 24)</b>
<b>Install New Manhole</b>	<b>Install New Manhole (Total = 7)</b>

# **SEWER LATERAL PIPELINE REHABILITATION LAKE MURRAY IMPROV 3 (S) SPREADSHEETS**



Lake Murray Improv 3 (B-22022) \_ Sewer Lateral Spreadsheet

Map Sheet Number	FSN Of Sewer main	Lateral NO.	Lateral FSN	Lateral Size (Inch)	Field Book	Street NO.	Street Name	Thomas Bro	
1	66233	1	188354	4	O13S	8976	Idyllwild Ln	1251A3	
		2	188353	4	O13S	8986	Idyllwild Ln	1251A3	
		3	188352	4	O13S	8996	Idyllwild Ln	1251A3	
		4	188351	4	O13S	8985	Idyllwild Ln	1251A3	
		5	188350	4	O13S	8977	Idyllwild Ln	1251A3	
		6	312894	4	O13S	8969	Idyllwild Ln	1251A3	
	66234	7	188405	4	O13S	8962	Idyllwild Ln	1251A3	
		8	312966	4	O13S	8961	Idyllwild Ln	1251A3	
		9	188527	4	O13S	8948	Idyllwild Ln	1251A3	
		10	188585	4	O13S	8953	Idyllwild Ln	1251A3	
		11	188633	4	O13S	8934	Idyllwild Ln	1251A3	
		12	313086	4	O13S	8945	Idyllwild Ln	1251A3	
		13	188776	4	O13S	8937	Idyllwild Ln	1251A3	
		14	188823	4	O13S	8929	Idyllwild Ln	1251A3	
	66235	15	188881	4	O13S	8921	Idyllwild Ln	1251A3	
		16	313152	4	O13S	8920	Idyllwild Ln	1251A3	
		17	188909	4	O13S	8913	Idyllwild Ln	1251A3	
		18	313187	4	O13S	8906	Idyllwild Ln	1251A3	
		19	188958	4	O13S	8905	Idyllwild Ln	1251A3	
	66252	20	314403	4	O13S	8775	Joeve Ct	1251A3	
		21	190604	4	O13S	8765	Joeve Ct	1251A3	
		22	190563	4	O13S	8755	Joeve Ct	1251A3	
		23	190411	4	O13S	8744	Joeve Ct	1251A3	
		24	190354	4	O13S	8754	Joeve Ct	1251A3	
		25	190342	4	O13S	8764	Joeve Ct	1251A3	
		26	190302	4	O13S	8774	Joeve Ct	1251A3	
	66253	27	314341	4	O13S	8785	Joeve Ct	1251A3	
		28	190262	4	O13S	8784	Joeve Ct	1251A3	
		29	314321	4	O13S	8795	Joeve Ct	1251A3	
		30	190212	4	O13S	8794	Joeve Ct	1251A3	
	66254	31	190224	4	O13S	6969	South Gate Dr	1251A3	
		32	190074	4	O13S	6977	South Gate Dr	1251A3	
		33	314010	4	O13S	6987	South Gate Dr	1251A3	
	66251	34	375051	4	O13S	6959	South Gate Dr	1251A3	
		35	279996	4	O13S	6951	South Gate Dr	1251A3	
		36	279998	4	O13S	6941	South Gate Dr	1251A3	
		37	190596	4	O13S	6946	South Gate Dr	1251A3	
		38	280001	4	O13S	6933	South Gate Dr	1251A3	
		39	190704	4	O13S	6936	South Gate Dr	1251A4	
	66249	40	375058	4	O13S	6925	South Gate Dr	1251A4	
		41	190825	4	O13S	6926	South Gate Dr	1251A4	
		42	280013	4	O13S	6917	South Gate Dr	1251A4	
		43	190965	4	O13S	6916	South Gate Dr	1251A4	
		44	280018	4	O13S	6909	South Gate Dr	1251A4	
	66245	45	314943	4	O13S	6901	South Gate Dr	1251A4	
		46	314984	4	O13S	8885	Highsmith Ln	1251A4	
		47	191211	4	O13S	8865	Highsmith Ln	1251A4	
		48	375062	4	O13S	8854	Highsmith Ln	1251A4	
		49	314968	4	O13S	8845	Highsmith Ln	1251A4	
	66246	50	375064	4	O13S	6901	South Gate Dr	1251A4	
		51	191213	4	O13S	6901	South Gate Dr	1251A4	
	66247	52	314999	4	O13S	8805	Highsmith Ln	1251A4	
	65173	53	190186	4	N13S	8704	Mulvaney Dr	1251A3	
		54	190144	4	N13S	8712	Mulvaney Dr	1251A3	
	65172	55	190326	4	N13S	8690	Mulvaney Dr	1251A3	
		56	314223	4	N13S	8698	Mulvaney Dr	1251A3	
	65171	57	314281	4	N13S	6995	Turnbridge Way	1251A3	
		58	314385	4	N13S	6948	Turnbridge Way	1251A3	
		59	190482	4	N13S	6985	Turnbridge Way	1251A3	
		60	314455	4	N13S	6942	Turnbridge Way	1251A3	
		61	314459	4	N13S	6975	Turnbridge Way	1251A3	
		62	314566	4	N13S	6936	Turnbridge Way	1251A4	
		63	314670	4	N13S	6930	Turnbridge Way	1251A4	
		64	314577	4	N13S	6965	Turnbridge Way	1251A4	
		65	314658	4	N13S	6955	Turnbridge Way	1251A4	
	65170	66	314728	4	N13S	6945	Turnbridge Way	1251A4	
		67	190947	4	N13S	6926	Turnbridge Way	1251A4	
		68	191038	4	N13S	6922	Turnbridge Way	1251A4	
		69	191026	4	O13S	6935	Turnbridge Way	1251A4	
	66311	70	375066	4	O13S	6916	Turnbridge Way	1251A4	
		71	280020	4	O13S	6912	Turnbridge Way	1251A4	
		72	280021	4	O13S	6908	Turnbridge Way	1251A4	
		73	191482	4	O13S	6915	Turnbridge Way	1251A4	
		74	315200	4	O13S	6905	Turnbridge Way	1251A4	
	66265	75	191903	4	O14S	8805	Whiteport Ln	1251A4	
		76	315297	4	O14S	8814	Whiteport Ln	1251A4	
		77	191889	4	O14S	8815	Whiteport Ln	1251A4	
		78	191874	4	O14S	8825	Whiteport Ln	1251A4	
		79	315281	4	O14S	8824	Whiteport Ln	1251A4	
		80	191858	4	O14S	8835	Whiteport Ln	1251A4	
		81	191655	4	O13S	8834	Whiteport Ln	1251A4	
	66266	82	315216	4	O13S	8844	Whiteport Ln	1251A4	
		83	315217	4	O13S	8854	Whiteport Ln	1251A4	
		84	191646	4	O14S	8865	Whiteport Ln	1251A4	
		85	191836	4	O14S	8855	Whiteport Ln	1251A4	
		86	315413	4	O14S	8845	Whiteport Ln	1251A4	
	2	65183	87	189275	4	N13S	8622	Frazier Dr	1250J3
			88	313497	4	N13S	8636	Frazier Dr	1250J3
			89	189217	4	N13S	8644	Frazier Dr	1250J3
			90	189216	4	N13S	8650	Frazier Dr	1250J3
			91	189263	4	N13S	8849	Frazier Dr	1250J3
			92	313581	4	N13S	8635	Frazier Dr	1250J3
			93	313638	4	N13S	8621	Frazier Dr	1250J3

Map Sheet Number	FSN Of Sewer main	Lateral NO.	Lateral FSN	Lateral Size (Inch)	Field Book	Street NO.	Street Name	Thomas Bro
2	65184	94	189304	4	N13S	7072	Bobhird Dr	1250J3
		95	189246	4	N13S	7071	Bobhird Dr	1250J3
		96	189426	4	N13S	7066	Bobhird Dr	1250J3
		97	313569	4	N13S	7063	Bobhird Dr	1250J3
		98	313715	4	N13S	7060	Bobhird Dr	1250J3
	65160	99	189630	4	N13S	7054	Bobhird Dr	1250J3
		100	189638	4	N13S	7051	Bobhird Dr	1250J3
		101	313874	4	N13S	7048	Bobhird Dr	1250J3
		102	189712	4	N13S	7043	Bobhird Dr	1250J3
		103	189918	4	N13S	8614	Bobhird Dr	1250J3
	65187	104	189855	4	N13S	7035	Bobhird Dr	1250J3
		105	188788	4	N13S	7121	Regner Rd	1250J3
		106	188845	4	N13S	7111	Regner Rd	1250J3
		107	188957	4	N13S	7101	Regner Rd	1250J3
	65188	108	189038	4	N13S	7075	Regner Rd	1250J3
		109	189126	4	N13S	7065	Regner Rd	1250J3
	65185	110	189196	4	N13S	7055	Regner Rd	1250J3
		111	189417	4	N13S	7049	Regner Rd	1250J3
112		189551	4	N13S	7043	Regner Rd	1250J3	
113		313809	4	N13S	7040	Regner Rd	1250J3	
65147	114	189672	4	N13S	7037	Regner Rd	1250J3	
	115	313896	4	N13S	7034	Regner Rd	1250J3	
	116	189756	4	N13S	7031	Regner Rd	1250J3	
	117	189908	4	N13S	7028	Regner Rd	1250J3	
	118	189869	4	N13S	7025	Regner Rd	1250J3	
	119	314041	4	N13S	7022	Regner Rd	1250J3	
	120	189970	4	N13S	7019	Regner Rd	1250J3	
65111	121	190117	4	N13S	7016	Regner Rd	1250J3	
	122	314194	4	N13S	7006	Regner Rd	1250J3	
	123	188714	4	N13S	8595	Harwell Dr	1250J3	
65110	124	188770	4	N13S	8587	Harwell Dr	1250J3	
	125	313100	4	N13S	8584	Harwell Dr	1250J3	
	126	188842	4	N13S	8579	Harwell Dr	1250J3	
	127	188738	4	N13S	8576	Harwell Dr	1250J3	
	128	188917	4	N13S	8571	Harwell Dr	1250J3	
	129	313193	4	N13S	8568	Harwell Dr	1250J3	
	130	188988	4	N13S	8563	Harwell Dr	1250J3	
	131	313246	4	N13S	8560	Harwell Dr	1250J3	
65114	132	313360	4	N13S	8551	Harwell Dr	1250J3	
	133	188968	4	N13S	8552	Harwell Dr	1250J3	
	134	189023	4	N13S	7086	Gain Dr	1250J3	
	135	189103	4	N13S	7087	Gain Dr	1250J3	
	136	313361	4	N13S	7078	Gain Dr	1250J3	
	137	313449	4	N13S	7079	Gain Dr	1250J3	
	138	313485	4	N13S	7071	Gain Dr	1250J3	
65115	139	189104	4	N13S	7070	Gain Dr	1250J3	
	140	313447	4	N13S	7062	Gain Dr	1250J3	
	141	189270	4	N13S	7063	Gain Dr	1250J3	
65186	142	313500	4	N13S	7054	Gain Dr	1250J3	
	143	189344	4	N13S	7047	Gain Dr	1250J3	
	144	313555	4	N13S	7046	Gain Dr	1250J3	
	145	189409	4	N13S	8570	Jackie Dr	1250J3	
	146	189531	4	N13S	8569	Jackie Dr	1250J3	
	147	189604	4	N13S	8561	Jackie Dr	1250J3	
65118	148	313670	4	N13S	8562	Jackie Dr	1250J3	
	149	313723	4	N13S	8556	Jackie Dr	1250J3	
	150	189693	4	N13S	8553	Jackie Dr	1250J3	
	151	313763	4	N13S	8548	Jackie Dr	1250J3	
65406	152	189748	4	N13S	8545	Jackie Dr	1250J3	
	153	313819	4	N13S	8542	Jackie Dr	1250J3	
	154	313877	4	N13S	8536	Jackie Dr	1250J3	
	155	189854	4	N13S	8537	Jackie Dr	1250J3	
	156	193490	4	N14S	8612	Renown Dr	1250J4	
65405	157	316648	4	N14S	8615	Renown Dr	1250J4	
	158	316495	4	N14S	8620	Renown Dr	1250J4	
	159	316622	4	N14S	8623	Renown Dr	1250J4	
	160	193436	4	N14S	8628	Renown Dr	1250J4	
65391	161	193621	4	N14S	8631	Renown Dr	1250J4	
	162	193407	4	N14S	8636	Renown Dr	1250J4	
	163	316452	4	N14S	8644	Renown Dr	1250J4	
65392	164	193501	4	N14S	8652	Renown Dr	1250J4	
	165	316633	4	N14S	8641	Renown Dr	1250J4	
	166	316696	4	N14S	8659	Renown Dr	1250J4	
	167	316580	4	N14S	8660	Renown Dr	1250J4	
	168	194157	4	N14S	8604	Verlane Dr	1250J4	
65341	169	194356	4	N14S	8605	Verlane Dr	1250J4	
	170	317032	4	N14S	8614	Verlane Dr	1250J4	
	171	194324	4	N14S	8615	Verlane Dr	1250J4	
	172	194131	4	N14S	8624	Verlane Dr	1250J4	
65347	173	317132	4	N14S	8625	Verlane Dr	1250J4	
	174	194107	4	N14S	8634	Verlane Dr	1250J4	
	175	194275	4	N14S	8635	Verlane Dr	1250J4	
	176	194080	4	N14S	8650	Verlane Dr	1250J4	
	177	317095	4	N14S	8645	Verlane Dr	1250J4	
	178	193691	4	N14S	8447	Hudson Dr	1250J4	
	179	316547	4	N14S	8446	Hudson Dr	1250J4	
65341	180	316709	4	N14S	8433	Hudson Dr	1250J4	
	181	316617	4	N14S	8432	Hudson Dr	1250J4	
	182	316765	4	N14S	8419	Hudson Dr	1250J4	
	183	193723	4	N14S	8418	Hudson Dr	1250J4	
	184	316823	4	N14S	8405	Hudson Dr	1250J4	
	185	193826	4	N14S	8404	Hudson Dr	1250J4	
	186	316881	4	N14S	8395	Hudson Dr	1250J4	
	187	193888	4	N14S	8386	Hudson Dr	1250J4	
65347	188	194183	4	N14S	8341	Hudson Dr	1250J4	
	189	194012	4	N14S	8340	Hudson Dr	1250J4	

Map Sheet Number	FSN Of Sewer main	Lateral NO.	Lateral FSN	Lateral Size (Inch)	Field Book	Street NO.	Street Name	Thomas Bro
3	65347	190	194172	4	N14S	8329	Hudson Dr	1250J4
		191	194004	4	N14S	8328	Hudson Dr	1250J4
		192	317043	4	N14S	8317	Hudson Dr	1250J4
		193	194000	4	N14S	8316	Hudson Dr	1250J4
		194	317036	4	N14S	8303	Hudson Dr	1250J4
		195	316898	4	N14S	8304	Hudson Dr	1250J4
	65348	196	194136	4	N14S	8287	Hudson Dr	1250J4
		197	316879	4	N14S	8288	Hudson Dr	1250J4
		198	194126	4	N14S	8275	Hudson Dr	1250J4
		199	316872	4	N14S	8276	Hudson Dr	1250J4
		200	194119	4	N14S	8265	Hudson Dr	1250J4
		201	193966	4	N14S	8264	Hudson Dr	1250J4
		202	316861	4	N14S	8252	Hudson Dr	1250J4
	65287	203	194117	4	N14S	8251	Hudson Dr	1250J4
		204	194106	4	N14S	8241	Hudson Dr	1250J4
		205	316853	4	N14S	8240	Hudson Dr	1250J4
		206	316844	4	N14S	8226	Hudson Dr	1250J4
	65288	207	316959	4	N14S	8225	Hudson Dr	1250J4
		208	193638	4	N14S	6655	Bardonia St	1250H4
	65286	209	193807	4	N14S	6645	Bardonia St	1250H4
		210	194069	4	N14S	6627	Bardonia St	1250H4
		211	194188	4	N14S	6615	Bardonia St	1250H4
	65098	212	194327	4	N14S	6603	Bardonia St	1250H4
		213	312723	4	N14S	7171	Barker Way	1250J3
		214	312769	4	N14S	7161	Barker Way	1250J3
		215	188308	4	N14S	7151	Barker Way	1250J3
		216	188241	4	N14S	7160	Barker Way	1250J3
		217	312878	4	N14S	7141	Barker Way	1250J3
218		188313	4	N14S	7150	Barker Way	1250J3	
219		312944	4	N14S	7131	Barker Way	1250J3	
220		312905	4	N13S	7140	Barker Way	1250H3	
221		188516	4	N13S	7121	Barker Way	1250H3	
222		188460	4	N13S	7130	Barker Way	1250H3	
65220		223	188584	4	N13S	7111	Barker Way	1250H3
		224	188533	4	N13S	7120	Barker Way	1250H3
		225	188590	4	N13S	7110	Barker Way	1250H3
		226	313105	4	N13S	7091	Barker Way	1250H3
	227	188782	4	N13S	7081	Barker Way	1250H3	
	228	313218	4	N13S	7071	Barker Way	1250H3	
65219	229	313266	4	N13S	7061	Barker Way	1250H3	
	230	313329	4	N13S	7051	Barker Way	1250H3	
	231	313373	4	N13S	7041	Barker Way	1250H3	
	232	313430	4	N13S	7031	Barker Way	1250H3	
	233	313469	4	N13S	7021	Barker Way	1250H3	
	234	189273	4	N13S	7011	Barker Way	1250H3	
	235	189362	4	N13S	6991	Barker Way	1250H3	
65218	236	313646	4	N13S	6981	Barker Way	1250H3	
	237	313708	4	N13S	6971	Barker Way	1250H3	
	238	189618	4	N13S	6961	Barker Way	1250H3	
	239	313823	4	N13S	6951	Barker Way	1250H3	
	240	189768	4	N13S	6941	Barker Way	1250H3	
	241	313948	4	N13S	6931	Barker Way	1250H3	
65205	242	189976	4	N13S	6921	Barker Way	1250H3	
	243	190049	4	N13S	6911	Barker Way	1250H3	
65100	244	189074	4	N13S	7077	Cowles Mtn Bl	1250J3	
	245	188995	4	N13S	7078	Cowles Mtn Bl	1250H3	
	246	313381	4	N13S	7068	Cowles Mtn Bl	1250H3	
	247	313457	4	N13S	7067	Cowles Mtn Bl	1250J3	
	248	313521	4	N13S	7057	Cowles Mtn Bl	1250J3	
	249	189166	4	N13S	7058	Cowles Mtn Bl	1250H3	
	250	313576	4	N13S	7047	Cowles Mtn Bl	1250H3	
	251	189227	4	N13S	7048	Cowles Mtn Bl	1250H3	
65217	252	189326	4	N13S	7038	Cowles Mtn Bl	1250H3	
	253	189469	4	N13S	7037	Cowles Mtn Bl	1250H3	
	254	189564	4	N13S	7027	Cowles Mtn Bl	1250H3	
	255	189445	4	N13S	7028	Cowles Mtn Bl	1250H3	
	256	313706	4	N13S	7018	Cowles Mtn Bl	1250H3	
	257	189658	4	N13S	7017	Cowles Mtn Bl	1250H3	
	258	313762	4	N13S	7008	Cowles Mtn Bl	1250H3	
	259	189755	4	N13S	7007	Cowles Mtn Bl	1250H3	
65207	260	313837	4	N13S	6976	Cowles Mtn Bl	1250H3	
	261	189834	4	N13S	6975	Cowles Mtn Bl	1250H3	
	262	189928	4	N13S	6965	Cowles Mtn Bl	1250H3	
	263	313912	4	N13S	6966	Cowles Mtn Bl	1250H3	
	264	313956	4	N13S	6956	Cowles Mtn Bl	1250H3	
	265	190009	4	N13S	6955	Cowles Mtn Bl	1250H3	
	266	190104	4	N13S	6945	Cowles Mtn Bl	1250H3	
	267	314028	4	N13S	6946	Cowles Mtn Bl	1250H3	
65105	268	313264	4	N13S	7119	Ballinger Ave	1250J3	
	269	188877	4	N13S	7116	Ballinger Ave	1250J3	
	270	313328	4	N13S	7109	Ballinger Ave	1250J3	
	271	313287	4	N13S	7106	Ballinger Ave	1250J3	
	272	189079	4	N13S	7077	Ballinger Ave	1250J3	
	273	189047	4	N13S	7074	Ballinger Ave	1250J3	
	274	313432	4	N13S	7064	Ballinger Ave	1250J3	
65107	275	189410	4	N13S	7047	Coleshill Dr	1250J3	
	276	313592	4	N13S	7055	Coleshill Dr	1250J3	
	277	189297	4	N13S	7063	Coleshill Dr	1250J3	
65106	278	189394	4	N13S	7049	Ballinger Ave	1250J3	
	279	313541	4	N13S	7048	Ballinger Ave	1250J3	
	280	313695	4	N13S	7041	Ballinger Ave	1250J3	
	281	189396	4	N13S	7040	Ballinger Ave	1250J3	
	282	313750	4	N13S	7033	Ballinger Ave	1250J3	
	283	189496	4	N13S	7032	Ballinger Ave	1250J3	
	284	313808	4	N13S	7025	Ballinger Ave	1250J3	
	285	313749	4	N13S	7024	Ballinger Ave	1250J3	

Map Sheet Number	FSN Of Sewer main	Lateral NO.	Lateral FSN	Lateral Size (Inch)	Field Book	Street NO.	Street Name	Thomas Bro
4	65128	286	189692	4	N13S	7016	Ballinger Ave	1250J3
		287	313889	4	N13S	7017	Ballinger Ave	1250J3
		288	189875	4	N13S	7008	Ballinger Ave	1250J3
		289	189793	4	N13S	7009	Ballinger Ave	1250H3
		290	189859	4	N13S	6994	Ballinger Ave	1250H3
		291	314011	4	N13S	6991	Ballinger Ave	1250J3
		292	314072	4	N13S	6981	Ballinger Ave	1250J3
		293	189954	4	N13S	6984	Ballinger Ave	1250H3
		294	190039	4	N13S	6974	Ballinger Ave	1250H3
	295	314143	4	N13S	6971	Ballinger Ave	1250H3	
	65124	296	189818	4	N13S	7067	Coleshill Dr	1250J3
		297	189669	4	N13S	7023	Coleshill Dr	1250J3
		298	313758	4	N13S	7031	Coleshill Dr	1250J3
		299	189560	4	N13S	7039	Coleshill Dr	1250J3
	65125	300	313764	4	N13S	7066	Renkrib Ave	1250J3
		301	189722	4	N13S	7054	Renkrib Ave	1250J3
		302	189833	4	N13S	7055	Renkrib Ave	1250J3
		303	313958	4	N13S	7043	Renkrib Ave	1250J3
		304	189815	4	N13S	7042	Renkrib Ave	1250J3
		305	189993	4	N13S	7031	Renkrib Ave	1250J3
		306	313963	4	N13S	7030	Renkrib Ave	1250J3
		307	314089	4	N13S	7019	Renkrib Ave	1250J3
		308	314058	4	N13S	7018	Renkrib Ave	1250J3
	65203	309	190919	4	N13S	6820	Barker Way	1250H4
		310	190953	4	N13S	6807	Barker Way	1250H4
		311	190912	4	N13S	6817	Barker Way	1250H4
		312	190840	4	N13S	6827	Barker Way	1250H4
		313	314551	4	N13S	6830	Barker Way	1250H4
314		190752	4	N13S	6837	Barker Way	1250H4	
65204		315	314463	4	N13S	6840	Barker Way	1250H4
		316	190681	4	N13S	6847	Barker Way	1250H4
		317	314410	4	N13S	6850	Barker Way	1250H4
		318	190583	4	N13S	6857	Barker Way	1250H4
	319	190493	4	N13S	6867	Barker Way	1250H4	
	320	314327	4	N13S	6860	Barker Way	1250H3	
	321	314266	4	N13S	6870	Barker Way	1250H3	
	322	190418	4	N13S	6877	Barker Way	1250H4	
	323	314287	4	N13S	6887	Barker Way	1250H4	
	324	190246	4	N13S	6880	Barker Way	1250H3	
	325	190164	4	N13S	6890	Barker Way	1250H3	
326	190261	4	N13S	6897	Barker Way	1250H3		
65208	327	314085	4	N13S	6936	Cowles Mtn Bl	1250H3	
	328	190201	4	N13S	6935	Cowles Mtn Bl	1250H3	
	329	190289	4	N13S	6925	Cowles Mtn Bl	1250H3	
	330	314170	4	N13S	6926	Cowles Mtn Bl	1250H3	
	331	190388	4	N13S	6915	Cowles Mtn Bl	1250H4	
	332	314221	4	N13S	6916	Cowles Mtn Bl	1250H3	
65210	333	190360	4	N13S	6906	Cowles Mtn Bl	1250H3	
	334	190537	4	N13S	6884	Cowles Mtn Bl	1250H4	
	335	314537	4	N13S	6876	Cowles Mtn Bl	1250H4	
65211	336	314695	4	N13S	6875	Cowles Mtn Bl	1250H4	
	337	314644	4	N13S	6868	Cowles Mtn Bl	1250H4	
	338	190978	4	N13S	6867	Cowles Mtn Bl	1250H4	
	339	314730	4	N13S	6860	Cowles Mtn Bl	1250H4	
	340	191053	4	N13S	6859	Cowles Mtn Bl	1250H4	
	341	314769	4	N13S	6852	Cowles Mtn Bl	1250H4	
	342	191148	4	N13S	6851	Cowles Mtn Bl	1250H4	
	343	314854	4	N13S	6844	Cowles Mtn Bl	1250H4	
65317	344	191269	4	N13S	6843	Cowles Mtn Bl	1250H4	
	345	314951	4	N13S	6836	Cowles Mtn Bl	1250H4	
	346	191351	4	N13S	6835	Cowles Mtn Bl	1250H4	
	347	191445	4	N13S	6827	Cowles Mtn Bl	1250H4	
	348	315044	4	N13S	6828	Cowles Mtn Bl	1250H4	
	349	315092	4	N13S	6820	Cowles Mtn Bl	1250H4	
	350	191537	4	N13S	6819	Cowles Mtn Bl	1250H4	
	351	191509	4	N13S	6812	Cowles Mtn Bl	1250H4	
	352	315267	4	N14S	6811	Cowles Mtn Bl	1250H4	
	353	315228	4	N13S	6804	Cowles Mtn Bl	1250H4	
65216	354	191750	4	N14S	6803	Cowles Mtn Bl	1250H4	
	355	314209	4	N13S	6961	Ballinger Ave	1250H3	
	356	190143	4	N13S	6964	Ballinger Ave	1250H3	
	357	314200	4	N13S	6954	Ballinger Ave	1250H3	
	358	314274	4	N13S	6951	Ballinger Ave	1250H3	
	359	190420	4	N13S	6941	Ballinger Ave	1250H4	
	360	190338	4	N13S	6944	Ballinger Ave	1250H3	
	361	190421	4	N13S	6934	Ballinger Ave	1250H4	
	362	314429	4	N13S	6931	Ballinger Ave	1250H4	
	363	190626	4	N13S	6921	Ballinger Ave	1250H4	
65215	364	314435	4	N13S	6924	Ballinger Ave	1250H4	
	365	190603	4	N13S	6914	Ballinger Ave	1250H4	
	366	314584	4	N13S	6911	Ballinger Ave	1250H4	
	367	190815	4	N13S	6901	Ballinger Ave	1250H4	
65212	368	190741	4	N13S	6904	Ballinger Ave	1250H4	
	369	190954	4	N13S	6902	Ballinger Ave	1250H4	
	370	191197	4	N13S	6881	Ballinger Ave	1250H4	
	371	314859	4	N13S	6882	Ballinger Ave	1250H4	
	372	315028	4	N13S	6871	Ballinger Ave	1250H4	
	373	314959	4	N13S	6872	Ballinger Ave	1250H4	
	374	315032	4	N13S	6862	Ballinger Ave	1250H4	
	375	191419	4	N13S	6859	Ballinger Ave	1250H4	
65310	376	191489	4	N13S	6849	Ballinger Ave	1250H4	
	377	315104	4	N13S	6952	Ballinger Ave	1250H4	
	378	315159	4	N13S	6844	Ballinger Ave	1250H4	
	379	191630	4	N14S	6841	Ballinger Ave	1250H4	
	380	191575	4	N13S	6836	Ballinger Ave	1250H4	
		381	315301	4	N14S	6833	Ballinger Ave	1250H4



Map Sheet Number	FSN Of Sewer main	Lateral NO.	Lateral FSN	Lateral Size (Inch)	Field Book	Street NO.	Street Name	Thomas Bro	
5	65310	382	191705	4	N14S	6828	Ballinger Ave	1250H4	
		383	315382	4	N14S	6825	Ballinger Ave	1250H4	
		384	315442	4	N14S	6817	Ballinger Ave	1250H4	
		385	315377	4	N14S	6820	Ballinger Ave	1250H4	
		386	315516	4	N14S	6809	Ballinger Ave	1250H4	
		387	315458	4	N14S	6812	Ballinger Ave	1250H4	
	65126	388	190087	4	N13S	7006	Renkrib Ave	1250J3	
		389	190205	4	N13S	7007	Renkrib Ave	1250J3	
		390	190181	4	N13S	6992	Renkrib Ave	1250J3	
		391	314235	4	N13S	6991	Renkrib Ave	1250J3	
		392	190277	4	N13S	6982	Renkrib Ave	1250J3	
		393	314316	4	N13S	6981	Renkrib Ave	1250J3	
		394	190472	4	N13S	6971	Renkrib Ave	1250J4	
		395	190403	4	N13S	6972	Renkrib Ave	1250J3	
		396	190468	4	N13S	6962	Renkrib Ave	1250J3	
		397	314472	4	N13S	6961	Renkrib Ave	1250J4	
		398	314532	4	N13S	6951	Renkrib Ave	1250J4	
		399	190576	4	N13S	6952	Renkrib Ave	1250J4	
	65213	400	314963	4	N13S	6901	Renkrib Ave	1250H4	
		401	191113	4	N13S	6902	Renkrib Ave	1250H4	
6	65051	402	312195	4	N13S	7311	Barker Way	1250J3	
		403	312109	4	N13S	7329	Barker Way	1250J3	
		404	312055	4	N13S	7347	Barker Way	1250J3	
		405	311998	4	N13S	7363	Barker Way	1250J3	
		406	187084	4	N13S	7381	Barker Way	1250J3	
	65050	407	311666	4	N13S	8406	Barker Dr	1250J3	
		408	186905	4	N13S	8405	Barker Dr	1250J3	
		409	311710	4	N13S	8416	Barker Dr	1250J3	
		410	186975	4	N13S	8415	Barker Dr	1250J3	
		411	311876	4	N13S	8425	Barker Dr	1250J3	
	65049	412	186889	4	N13S	8426	Barker Dr	1250J3	
		413	311855	4	N13S	7397	Barker Way	1250J3	
		414	311771	4	N13S	7407	Barker Way	1250J3	
		415	311703	4	N13S	7415	Barker Way	1250J3	
		416	311611	4	N13S	7416	Barker Way	1250J3	
		417	186715	4	N13S	7423	Barker Way	1250J3	
		418	311538	4	N13S	7424	Barker Way	1250J3	
		419	186653	4	N13S	7431	Barker Way	1250J3	
	65048	420	311518	4	N13S	7432	Barker Way	1250J3	
		421	311515	4	N13S	7439	Barker Way	1250J3	
		422	311439	4	N13S	7440	Barker Way	1250J3	
		423	186441	4	N13S	7447	Barker Way	1250J3	
		424	311365	4	N13S	7448	Barker Way	1250J3	
		425	186361	4	N13S	7455	Barker Way	1250J3	
		426	186361	4	N13S	7456	Barker Way	1250J3	
	65047	427	186225	4	N13S	7463	Barker Way	1250J3	
		428	186111	4	N13S	7464	Barker Way	1250J3	
	65046	429	186110	4	N13S	7472	Acuff Dr	1250J3	
		430	311211	4	N13S	8408	Acuff Dr	1250J3	
	65052	431	311219	4	N13S	8416	Acuff Dr	1250J3	
		432	311242	4	N13S	8424	Acuff Dr	1250J3	
		433	312321	4	N13S	7271	Barker Way	1250J3	
		65053	434	187706	4	N13S	7261	Barker Way	1250J3
			435	187763	4	N13S	7251	Barker Way	1250J3
			436	187824	4	N13S	7241	Barker Way	1250J3
			437	187884	4	N13S	7231	Barker Way	1250J3
			438	187964	4	N13S	7221	Barker Way	1250J3
			439	188026	4	N13S	7211	Barker Way	1250J3
			440	188104	4	N13S	7181	Barker Way	1250J3
		65312	441	192750	4	N14S	6757	Ballinger Ave	1250H4
442			316028	4	N14S	6747	Ballinger Ave	1250H4	
443			192740	4	N14S	6748	Ballinger Ave	1250H4	
444	316025		4	N14S	6738	Ballinger Ave	1250H4		
445	192991		4	N14S	6737	Ballinger Ave	1250H4		
446	193078		4	N14S	6727	Ballinger Ave	1250H4		
447	192977		4	N14S	6728	Ballinger Ave	1250H4		
448	316180		4	N14S	6718	Ballinger Ave	1250H4		
449	316270		4	N14S	6717	Ballinger Ave	1250H4		
450	193165		4	N14S	6708	Ballinger Ave	1250H4		
451	193265		4	N14S	6707	Ballinger Ave	1250H4		
65313	452	316401	4	N14S	6683	Ballinger Ave	1250H4		
	453	316330	4	N14S	6684	Ballinger Ave	1250H4		
	454	193337	4	N14S	6676	Ballinger Ave	1250H4		
	455	193460	4	N14S	6675	Ballinger Ave	1250H4		
	456	316579	4	N14S	6667	Ballinger Ave	1250H4		
	457	316493	4	N14S	6668	Ballinger Ave	1250H4		
	458	193583	4	N14S	6660	Ballinger Ave	1250H4		
	459	316661	4	N14S	6659	Ballinger Ave	1250H4		
	460	193681	4	N14S	6652	Ballinger Ave	1250H4		
65319	461	193834	4	N14S	6651	Ballinger Ave	1250H4		
	462	316726	4	N14S	6648	Ballinger Ave	1250H4		
	463	316815	4	N14S	6640	Ballinger Ave	1250H4		
	464	193979	4	N14S	6643	Ballinger Ave	1250H4		
65277	465	194185	4	N14S	7963	Willa Way	1250H4		
	466	194006	4	N14S	7950	Willa Way	1250H4		
	467	194008	4	N14S	7964	Willa Way	1250H4		
65276	468	194130	4	N14S	6623	Ballinger Ave	1250H4		
	469	317040	4	N14S	6624	Ballinger Ave	1250H4		
	470	317117	4	N14S	6615	Ballinger Ave	1250H4		
	471	194421	4	N14S	6607	Ballinger Ave	1250H4		
7	65274	472	195861	4	N14S	6531	Bantam Lake Ave	1250H4	
		473	318290	4	N14S	6542	Bantam Lake Ave	1250H4	
		474	195808	4	N14S	6541	Bantam Lake Ave	1250H4	
		475	195713	4	N14S	6551	Bantam Lake Ave	1250H4	
		476	195688	4	N14S	6554	Bantam Lake Ave	1250H4	
		477	195588	4	N14S	6561	Bantam Lake Ave	1250H4	

Map Sheet Number	FSN Of Sewer main	Lateral NO.	Lateral FSN	Lateral Size (Inch)	Field Book	Street NO.	Street Name	Thomas Bro
7	65274	478	318112	4	N14S	6554	Bantam Lake Ave	1250H4
		479	318050	4	N14S	6571	Bantam Lake Ave	1250H4
		480	195481	4	N14S	6572	Bantam Lake Ave	1250H4
	65273	481	195405	4	N14S	6581	Bantam Lake Ave	1250H4
		482	195293	4	N14S	6591	Bantam Lake Ave	1250H4
		483	195249	4	N14S	6598	Bantam Lake Cr	1250H4
	65272	484	195232	4	N14S	6592	Bantam Lake Cr	1250H4
		485	195403	4	N14S	6589	Bantam Lake Cr	1250H4
		486	317865	4	N14S	6586	Bantam Lake Cr	1250H4
		487	195410	4	N14S	6583	Bantam Lake Cr	1250H4
		488	317876	4	N14S	6580	Bantam Lake Cr	1250H4
	65271	489	195275	4	N14S	6574	Bantam Lake Cr	1250H4
		490	317895	4	N14S	6568	Bantam Lake Cr	1250H4
		491	318002	4	N14S	6565	Bantam Lake Cr	1250H4
	65270	492	195376	4	N14S	6562	Bantam Lake Cr	1250H4
		493	195467	4	N14S	6556	Bantam Lake Cr	1250H5
		494	1818086	4	N14S	6555	Bantam Lake Cr	1250H4
		495	195561	4	N14S	6552	Bantam Lake Cr	1250H4
		496	1818181	4	N14S	6549	Bantam Lake Cr	1250H5
	65519	497	195660	4	N14S	6548	Bantam Lake Cr	1250H5
		498	196063	4	N14S	6508	Bantam Lake Cr	1250H5
		499	196063	4	N14S	6507	Bantam Lake Cr	1250H4
		500	318397	4	N14S	6513	Bantam Lake Cr	1250H4
		501	318501	4	N14S	6512	Bantam Lake Cr	1250H5
		502	318513	4	N14S	6516	Bantam Lake Cr	1250H5
		503	195934	4	N14S	6517	Bantam Lake Cr	1250H4
	65269	504	196113	4	N14S	6520	Bantam Lake Cr	1250H5
		505	318522	4	N14S	6526	Bantam Lake Cr	1250H5
		506	196012	4	N14S	6532	Bantam Lake Cr	1250H5
	65578	507	195838	4	N14S	6529	Bantam Lake Cr	1250H4
		508	196074	4	N14S	6521	Bantam Lake Ave	1250H5
		509	196077	4	N14S	6504	Bantam Lake Ave	1250H5
	65579	510	318531	4	N14S	6511	Bantam Lake Ave	1250H5
		511	318685	4	N14S	6501	Bantam Lake Ave	1250H5
	65580	512	196644	4	N14S	8027	San Carlos Dr	1250H5
		513	196632	4	N14S	8015	San Carlos Dr	1250H5
	65577	514	196625	4	N14S	8003	San Carlos Dr	1250H5
		515	318772	4	N14S	7994	San Carlos Dr	1250H5
		516	196413	4	N14S	7984	San Carlos Dr	1250H5
		517	318895	4	N14S	7983	San Carlos Dr	1250H5
		518	318906	4	N14S	7973	San Carlos Dr	1250H5
		519	196439	4	N14S	7974	San Carlos Dr	1250H5
		520	196463	4	N14S	7964	San Carlos Dr	1250H5
	65520	521	196672	4	N14S	7963	San Carlos Dr	1250H5
		522	318937	4	N14S	7955	San Carlos Dr	1250H5
		523	196496	4	N14S	7956	San Carlos Dr	1250H5
		524	318945	4	N14S	7947	San Carlos Dr	1250H5
		525	196534	4	N14S	7948	San Carlos Dr	1250H5
		526	196723	4	N14S	7939	San Carlos Dr	1250H5
		527	196552	4	N14S	7940	San Carlos Dr	1250H5
	65521	528	196743	4	N14S	7933	San Carlos Dr	1250H5
		529	318987	4	N14S	7927	San Carlos Dr	1250H5
	65522	530	196185	4	N14S	6538	Boon Lake Ave	1250H5
		531	196184	4	N14S	6531	Boon Lake Ave	1250H5
65512	532	196398	4	N14S	7930	San Carlos Dr	1250H5	
	533	319032	4	N14S	7914	San Carlos Dr	1250H5	
	534	196799	4	N14S	7914	San Carlos Dr	1250H5	
	535	196777	4	N14S	7914	San Carlos Dr	1250H5	
65575	536	318891	4	N14S	7914	San Carlos Dr	1250H5	
	537	197061	4	N14S	8062	Beaver Lake Dr	1250H5	
	538	197202	4	N14S	8061	Beaver Lake Dr	1250H5	
	539	197050	4	N14S	8052	Beaver Lake Dr	1250H5	
	540	197197	4	N14S	8051	Beaver Lake Dr	1250H5	
65576	541	197194	4	N14S	8041	Beaver Lake Dr	1250H5	
	542	197046	4	N14S	8042	Beaver Lake Dr	1250H5	
	543	197052	4	N14S	8032	Beaver Lake Dr	1250H5	
	544	197195	4	N14S	8031	Beaver Lake Dr	1250H5	
65523	545	319175	4	N14S	8022	Beaver Lake Dr	1250H5	
	546	319316	4	N14S	8021	Beaver Lake Dr	1250H5	
	547	197078	4	N14S	8012	Beaver Lake Dr	1250H5	
	548	319329	4	N14S	8011	Beaver Lake Dr	1250H5	
	549	197094	4	N14S	8002	Beaver Lake Dr	1250H5	
	550	197233	4	N14S	8001	Beaver Lake Dr	1250H5	
	551	319203	4	N14S	7982	Beaver Lake Dr	1250H5	
65581	552	197249	4	N14S	7981	Beaver Lake Dr	1250H5	
	553	197261	4	N14S	7971	Beaver Lake Dr	1250H5	
	554	197124	4	N14S	7972	Beaver Lake Dr	1250H5	
65574	555	196652	4	N14S	8039	San Carlos Dr	1250H5	
	556	318917	4	N14S	8051	San Carlos Dr	1250H5	
	557	196671	4	N14S	8063	San Carlos Dr	1250H5	
65573	558	197214	4	N14S	8071	Beaver Lake Dr	1250H5	
	559	197076	4	N14S	8072	Beaver Lake Dr	1250H5	
	560	197081	4	N14S	8082	Beaver Lake Dr	1250H5	
	561	197218	4	N14S	8081	Beaver Lake Dr	1250H5	
65572	562	319198	4	N14S	8102	Beaver Lake Dr	1250H5	
	563	197240	4	N14S	8101	Beaver Lake Dr	1250H5	
	564	319201	4	N14S	8112	Beaver Lake Dr	1250H5	
	565	319348	4	N14S	8111	Beaver Lake Dr	1250H5	
	566	319208	4	N14S	8122	Beaver Lake Dr	1250H5	
	567	197256	4	N14S	8121	Beaver Lake Dr	1250H5	
65572	568	319363	4	N14S	8131	Beaver Lake Dr	1250H5	
	569	197121	4	N14S	8132	Beaver Lake Dr	1250H5	
	570	319240	4	N14S	8142	Beaver Lake Dr	1250H5	
	571	319369	4	N14S	8141	Beaver Lake Dr	1250H5	
	572	197137	4	N14S	8152	Beaver Lake Dr	1250H5	
		573	319373	4	N14S	8151	Beaver Lake Dr	1250H5

Map Sheet Number	FSN Of Sewer main	Lateral NO.	Lateral FSN	Lateral Size (Inch)	Field Book	Street NO.	Street Name	Thomas Bro
7	65572	574	319257	4	N14S	8162	Beaver Lake Dr	1250H5
		575	197296	4	N14S	8161	Beaver Lake Dr	1250H5
		576	197307	4	N14S	8171	Beaver Lake Dr	1250H5
		577	319269	4	N14S	8172	Beaver Lake Dr	1250H5
		578	319274	4	N14S	8182	Beaver Lake Dr	1250H5
	65571	579	197326	4	N14S	8181	Beaver Lake Dr	1250H5
		580	319286	4	N14S	8202	Beaver Lake Dr	1250H5
		581	197335	4	N14S	8201	Beaver Lake Dr	1250H5
		582	319289	4	N14S	8212	Beaver Lake Dr	1250H5
		583	197336	4	N14S	8211	Beaver Lake Dr	1250H5
		584	197188	4	N14S	8222	Beaver Lake Dr	1250H5
		585	197351	4	N14S	8221	Beaver Lake Dr	1250H5
		586	319305	4	N14S	8232	Beaver Lake Dr	1250H5
		587	319432	4	N14S	8231	Beaver Lake Dr	1250H5
	65586	588	197373	4	N14S	8241	Beaver Lake Dr	1250J5
		589	319311	4	N14S	8242	Beaver Lake Dr	1250J5
		590	197205	4	N14S	8252	Beaver Lake Dr	1250J5
		591	197364	4	N14S	8251	Beaver Lake Dr	1250J5
		592	197387	4	N14S	8261	Beaver Lake Dr	1250J5
		593	319323	4	N14S	8262	Beaver Lake Dr	1250J5
		594	319327	4	N14S	8272	Beaver Lake Dr	1250J5
		595	197397	4	N14S	8271	Beaver Lake Dr	1250J5
		596	319453	4	N14S	8281	Beaver Lake Dr	1250J5
	65583	597	197226	4	N14S	8282	Beaver Lake Dr	1250J5
		598	196684	4	N14S	8103	San Carlos Dr	1250H5
		599	318943	4	N14S	8113	San Carlos Dr	1250H5
	65584	600	318833	6	N14S	8204	San Carlos Dr	1250H5
		601	196705	4	N14S	8123	San Carlos Dr	1250H5
		602	318959	4	N14S	8133	San Carlos Dr	1250H5
	65584	603	196732	4	N14S	8143	San Carlos Dr	1250H5
		604	318971	4	N14S	8153	San Carlos Dr	1250H5
		605	196749	4	N14S	8163	San Carlos Dr	1250H5
	65584	606	318859	6	N14S	8204	San Carlos Dr	1250H5
		607	196760	4	N14S	8173	San Carlos Dr	1250H5
65585	608	196764	4	N14S	8183	San Carlos Dr	1250H5	
	609	196776	4	N14S	8203	San Carlos Dr	1250H5	
	610	318873	6	N14S	8204	San Carlos Dr	1250H5	
	611	196783	4	N14S	8213	San Carlos Dr	1250H5	
	612	196797	4	N14S	8223	San Carlos Dr	1250H5	
8	65535	613	196807	4	N14S	8233	San Carlos Dr	1250H5
		614	320193	4	N14S	7902	June Lake Dr	1250H5
		615	198480	4	N14S	7912	June Lake Dr	1250H5
		616	198659	4	N14S	7913	June Lake Dr	1250H5
	65534	617	198522	4	N14S	7920	June Lake Dr	1250H5
		618	320397	4	N14S	7921	June Lake Dr	1250H5
		619	320281	4	N14S	7928	June Lake Dr	1250H5
		620	320421	4	N14S	7929	June Lake Dr	1250H5
		621	320287	4	N14S	7936	June Lake Dr	1250H5
		622	320434	4	N14S	7935	June Lake Dr	1250H5
		623	198572	4	N14S	7944	June Lake Dr	1250H5
		624	320435	4	N14S	7943	June Lake Dr	1250H5
	65533	625	320289	4	N14S	7952	June Lake Dr	1250H5
		626	320437	4	N14S	7951	June Lake Dr	1250H5
627		198580	4	N14S	7960	June Lake Dr	1250H5	
628		198783	4	N14S	7959	June Lake Dr	1250H5	
629		198584	4	N14S	7968	June Lake Dr	1250H5	
630		198791	4	N14S	7967	June Lake Dr	1250H5	
631		320293	4	N14S	7976	June Lake Dr	1250H5	
65562	632	198797	4	N14S	7975	June Lake Dr	1250H5	
	633	198588	4	N14S	7984	June Lake Dr	1250H5	
	634	320453	4	N14S	7983	June Lake Dr	1250H5	
	635	198597	4	N14S	7992	June Lake Dr	1250H5	
	636	320455	4	N14S	7991	June Lake Dr	1250H5	
	637	320313	4	N14S	8002	June Lake Dr	1250H5	
	638	198811	4	N14S	8005	June Lake Dr	1250H5	
	639	320326	4	N14S	8022	June Lake Dr	1250H5	
	640	198819	4	N14S	8025	June Lake Dr	1250H5	
	641	320334	4	N14S	8042	June Lake Dr	1250H5	
65563	642	198824	4	N14S	8045	June Lake Dr	1250H5	
	643	320347	4	N14S	8062	June Lake Dr	1250H5	
	644	198832	4	N14S	8065	June Lake Dr	1250H5	
65564	645	198861	4	N14S	8085	June Lake Dr	1250H5	
	646	198677	4	N14S	6405	Lake Kathleen Ave	1250H5	
	647	320237	4	N14S	6419	Lake Kathleen Ave	1250H5	
65560	648	198353	4	N14S	6433	Lake Kathleen Ave	1250H5	
	649	198201	4	N14S	6436	Lake Kathleen Ave	1250H5	
	650	319979	4	N14S	6447	Lake Kathleen Ave	1250H5	
65561	651	198054	4	N14S	6452	Lake Kathleen Ave	1250H5	
	652	319839	4	N14S	6468	Lake Kathleen Ave	1250H5	
	653	320494	4	N14S	6412	Lake Badin Ave	1250H5	
65560	654	320414	4	N14S	6422	Lake Badin Ave	1250H5	
	655	320304	4	N14S	-	Lake Badin Ave	1250H5	
65561	656	198512	4	N14S	6432	Lake Badin Ave	1250H5	
	657	198390	4	N14S	6442	Lake Badin Ave	1250H5	
		658	198151	4	N14S	6452	Lake Badin Ave	1250H5



# SURVEY MONUMENT PERPETUATION

# MONUMENTATION/SURVEY NOTES BENCHMARK

BENCH:

NEBP COWLES MTN/TOMMY DR (PT #100)

Elev. 647.845 MSL, Based on NGVD 29 FEET as shown in the City of San Diego Bench Book

NOTE:

THIS MAP WAS CREATED FROM A PARCEL LAYER AND DOES NOT DEPICT THE ACTUAL LOCATION OF THE PROPERTY LINES. NO BOUNDARY ANALYSIS WAS PERFORMED.

THE SURVEY MONUMENTS HAVE BEEN LOCATED BY SURVEY GRADE MEASUREMENTS, AND ARE SHOWN FOR INFORMATIONAL PURPOSES ONLY.

# BASIS OF BEARINGS / COORDINATION

BASIS OF BEARINGS/COORDINATES:

The Basis of Bearings for this project was derived from a previous STATIC GPS Survey using R.of S. 14492 NAD 83 feet, Zone 6 (epoch 1991.35), utilizing RTK/GPS field procedures with a CALVRS Base Station broadcast of 2021 and constraining to GPS 17 (PT #20017) AND GPS 893, I.E. N 84°55'12" W,



**MONUMENTATION / SURVEY NOTES**

THIS MAP WAS CREATED FROM A PARCEL LAYER AND DOES NOT DEPICT THE ACTUAL LOCATION OF THE PROPERTY LINES. NO BOUNDARY ANALYSIS WAS PERFORMED. THE SURVEY MONUMENTS HAVE BEEN LOCATED BY SURVEY GRADE MEASUREMENTS, AND ARE SHOWN FOR INFORMATIONAL PURPOSES ONLY.

THE CITY OF SAN DIEGO LAND SURVEYORS SHALL REPLACE SUCH MONUMENTS WITH APPROPRIATE MONUMENTS. WHEN SETTING SURVEY MONUMENTS USED FOR RE-ESTABLISHMENT OF THE DISTURBED CONTROLLING SURVEY MONUMENTS AS REQUIRED BY SECTIONS 6730.2 AND 8771 OF THE BUSINESS AND PROFESSIONS CODE OF THE STATE OF CALIFORNIA, A CORNER RECORD OR RECORD OF SURVEY, AS APPROPRIATE, SHALL BE FILED WITH THE COUNTY SURVEYOR.

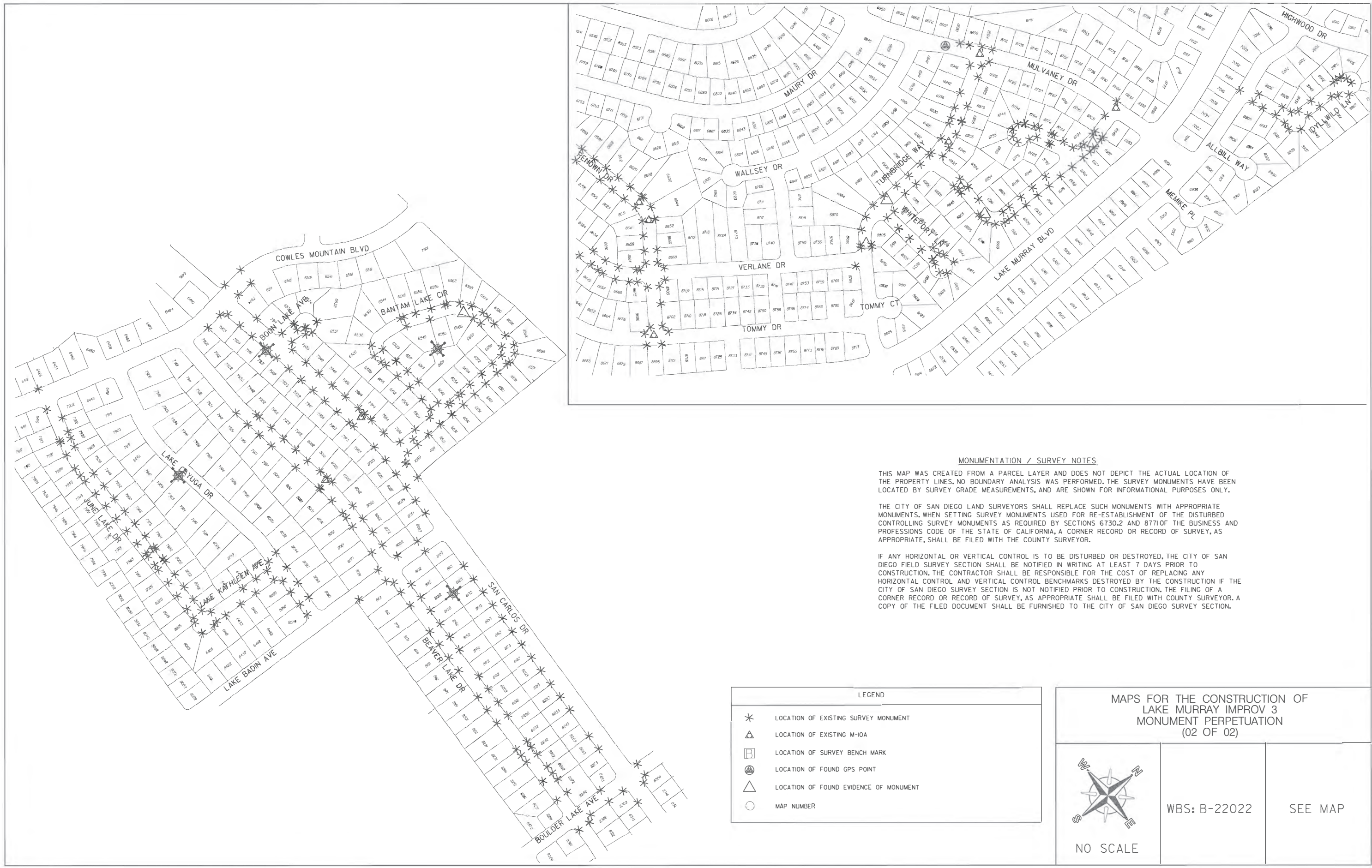
IF ANY HORIZONTAL OR VERTICAL CONTROL IS TO BE DISTURBED OR DESTROYED, THE CITY OF SAN DIEGO FIELD SURVEY SECTION SHALL BE NOTIFIED IN WRITING AT LEAST 7 DAYS PRIOR TO CONSTRUCTION. THE CONTRACTOR SHALL BE RESPONSIBLE FOR THE COST OF REPLACING ANY HORIZONTAL CONTROL AND VERTICAL CONTROL BENCHMARKS DESTROYED BY THE CONSTRUCTION IF THE CITY OF SAN DIEGO SURVEY SECTION IS NOT NOTIFIED PRIOR TO CONSTRUCTION. THE FILING OF A CORNER RECORD OR RECORD OF SURVEY, AS APPROPRIATE SHALL BE FILED WITH COUNTY SURVEYOR. A COPY OF THE FILED DOCUMENT SHALL BE FURNISHED TO THE CITY OF SAN DIEGO SURVEY SECTION.

LEGEND	
*	LOCATION OF EXISTING SURVEY MONUMENT
△	LOCATION OF EXISTING M-10A
⊠	LOCATION OF SURVEY BENCH MARK
⊕	LOCATION OF FOUND GPS POINT
△	LOCATION OF FOUND EVIDENCE OF MONUMENT
○	MAP NUMBER

<b>MAPS FOR THE CONSTRUCTION OF LAKE MURRAY IMPROV 3 MONUMENT PERPETUATION (01 OF 02)</b>		
	WBS: B-22022	SEE MAP
NO SCALE		

MONUMENT PERPETUATION





**MONUMENTATION / SURVEY NOTES**

THIS MAP WAS CREATED FROM A PARCEL LAYER AND DOES NOT DEPICT THE ACTUAL LOCATION OF THE PROPERTY LINES. NO BOUNDARY ANALYSIS WAS PERFORMED. THE SURVEY MONUMENTS HAVE BEEN LOCATED BY SURVEY GRADE MEASUREMENTS, AND ARE SHOWN FOR INFORMATIONAL PURPOSES ONLY.

THE CITY OF SAN DIEGO LAND SURVEYORS SHALL REPLACE SUCH MONUMENTS WITH APPROPRIATE MONUMENTS. WHEN SETTING SURVEY MONUMENTS USED FOR RE-ESTABLISHMENT OF THE DISTURBED CONTROLLING SURVEY MONUMENTS AS REQUIRED BY SECTIONS 6730.2 AND 8771 OF THE BUSINESS AND PROFESSIONS CODE OF THE STATE OF CALIFORNIA, A CORNER RECORD OR RECORD OF SURVEY, AS APPROPRIATE, SHALL BE FILED WITH THE COUNTY SURVEYOR.

IF ANY HORIZONTAL OR VERTICAL CONTROL IS TO BE DISTURBED OR DESTROYED, THE CITY OF SAN DIEGO FIELD SURVEY SECTION SHALL BE NOTIFIED IN WRITING AT LEAST 7 DAYS PRIOR TO CONSTRUCTION. THE CONTRACTOR SHALL BE RESPONSIBLE FOR THE COST OF REPLACING ANY HORIZONTAL CONTROL AND VERTICAL CONTROL BENCHMARKS DESTROYED BY THE CONSTRUCTION IF THE CITY OF SAN DIEGO SURVEY SECTION IS NOT NOTIFIED PRIOR TO CONSTRUCTION. THE FILING OF A CORNER RECORD OR RECORD OF SURVEY, AS APPROPRIATE SHALL BE FILED WITH COUNTY SURVEYOR. A COPY OF THE FILED DOCUMENT SHALL BE FURNISHED TO THE CITY OF SAN DIEGO SURVEY SECTION.

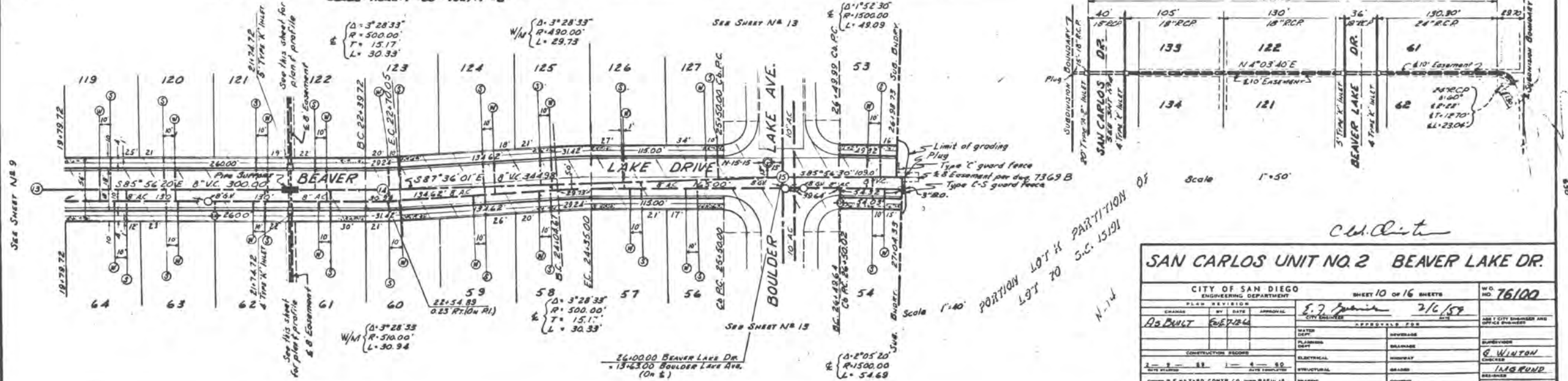
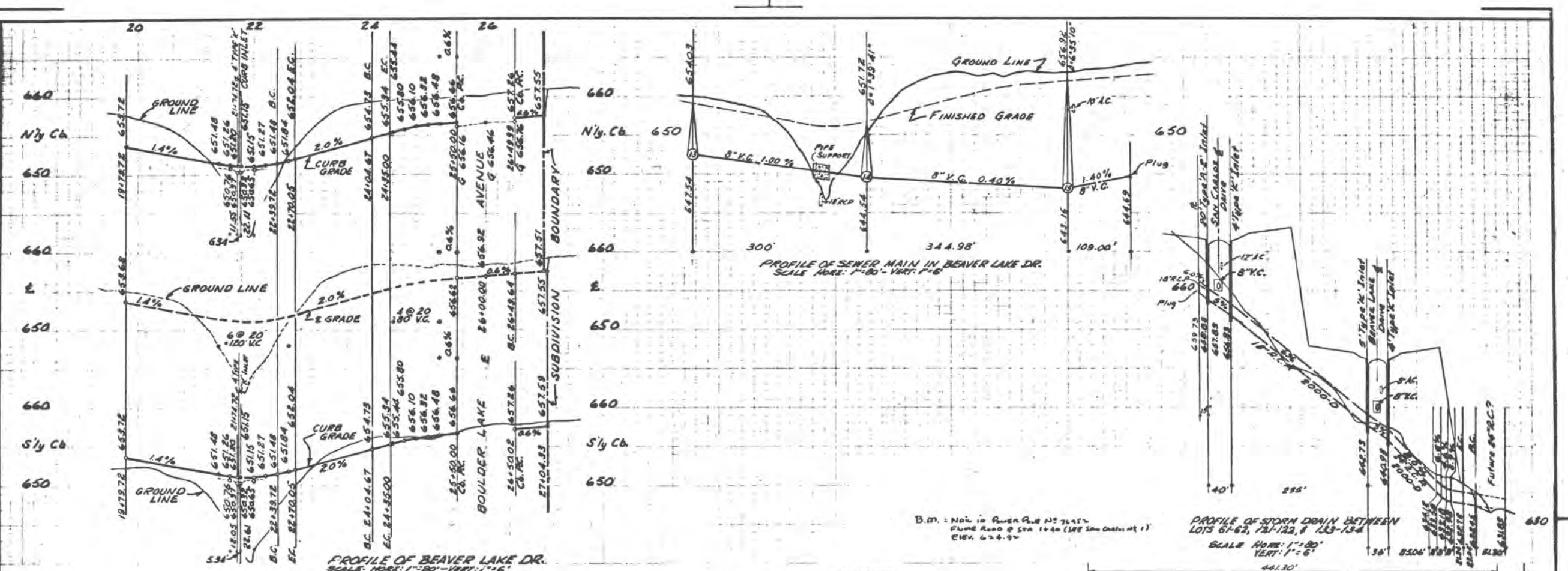
LEGEND	
* (Asterisk)	LOCATION OF EXISTING SURVEY MONUMENT
△ (Triangle)	LOCATION OF EXISTING M-IOA
□ (Square)	LOCATION OF SURVEY BENCH MARK
⊙ (Circle with dot)	LOCATION OF FOUND GPS POINT
△ (Triangle)	LOCATION OF FOUND EVIDENCE OF MONUMENT
○ (Circle)	MAP NUMBER

<b>MAPS FOR THE CONSTRUCTION OF LAKE MURRAY IMPROV 3 MONUMENT PERPETUATION (02 OF 02)</b>		
	<b>WBS: B-22022</b>	<b>SEE MAP</b>
<b>NO SCALE</b>		

MONUMENT PERPETUATION



# AS-BUILTS

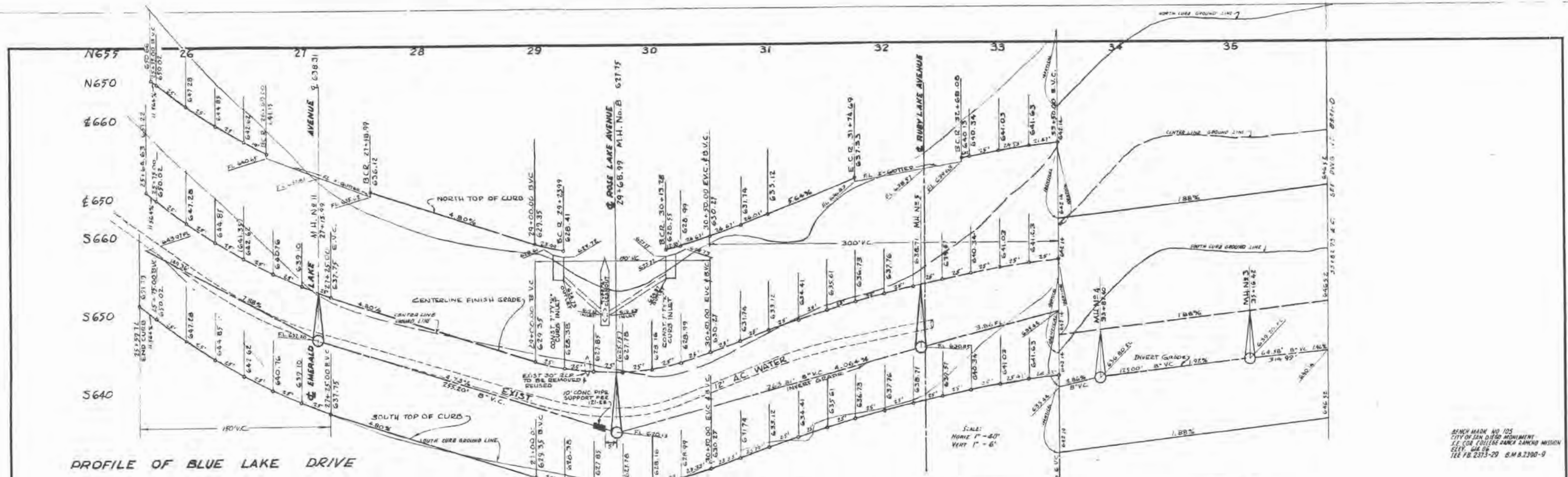


**SAN CARLOS UNIT NO. 2 BEAVER LAKE DR.**

CITY OF SAN DIEGO ENGINEERING DEPARTMENT		SHEET 10 OF 16 SHEETS		NO. 76100
DESIGNED BY	DATE	APPROVED BY	DATE	
DR. PAUL	6/27/54	E. J. [Signature]	7/6/54	
CONSTRUCTION RECORD		APPROVALS FOR		
PLANNING	INSURANCE	SUPERVISOR		
ELECTRICAL	HAZARDOUS	E. WINTON		
STRUCTURAL	SEWER	L. G. RUND		
TRAFFIC	CONTROL	6867 D		

JUN 12 1957 MICROFILMED JUN 2 1963 INDEXED

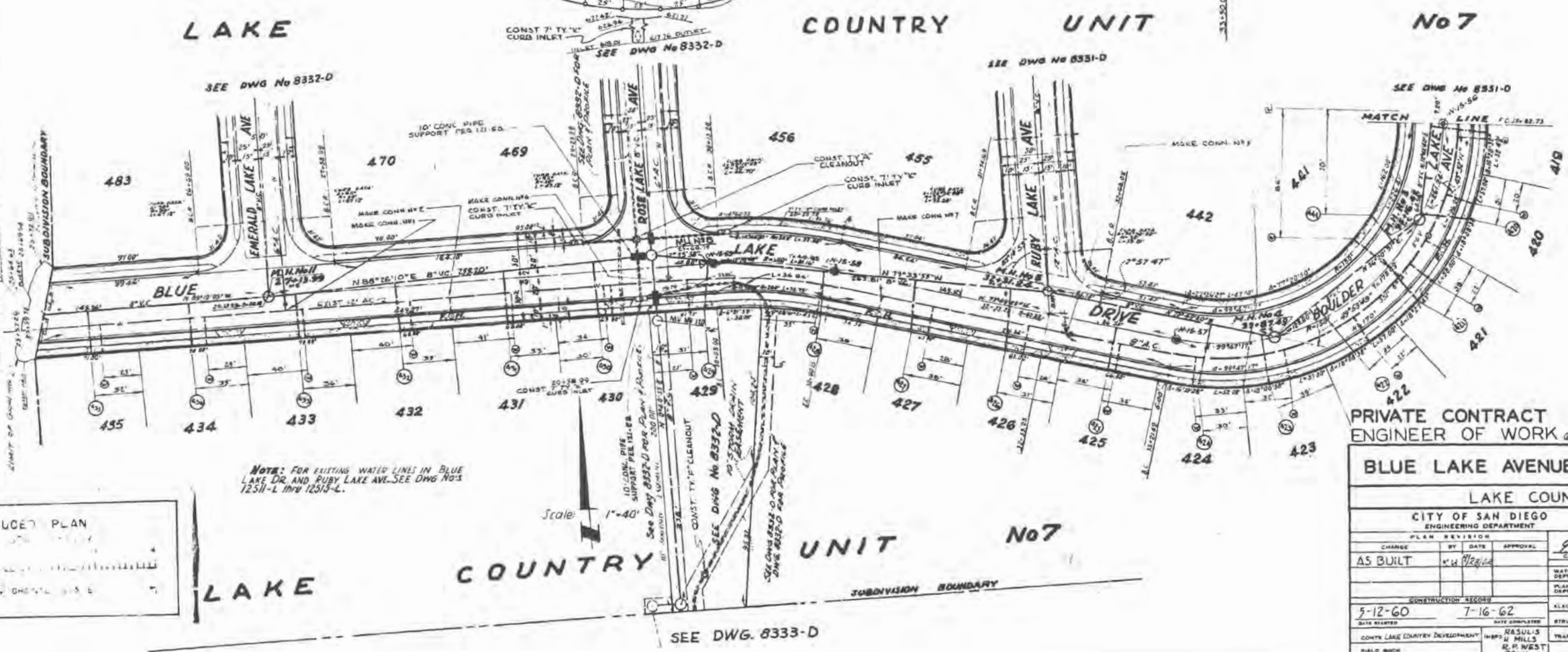




BENCH MARK NO. 105  
CITY OF SAN DIEGO MONUMENT  
E.E. COX, FOLLENS PARK RANCHO MISION  
ELEV. 44.04  
TIE FB 2313-29 S.M.B. 2300-9

PROFILE OF BLUE LAKE DRIVE

LAKE COUNTRY UNIT NO. 8



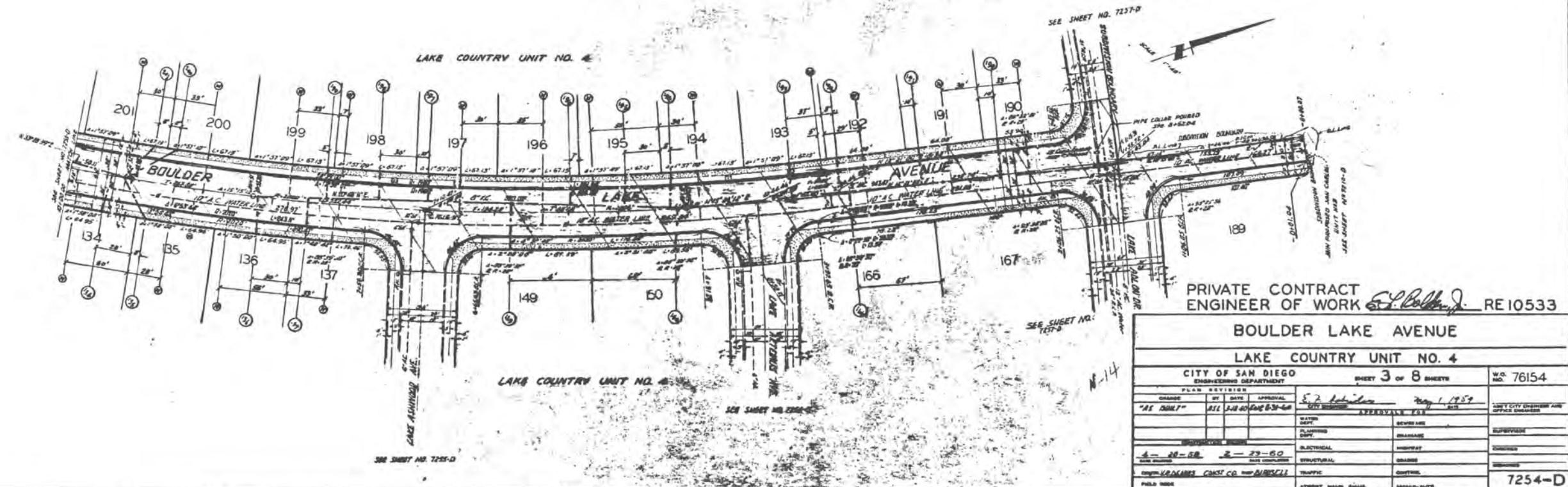
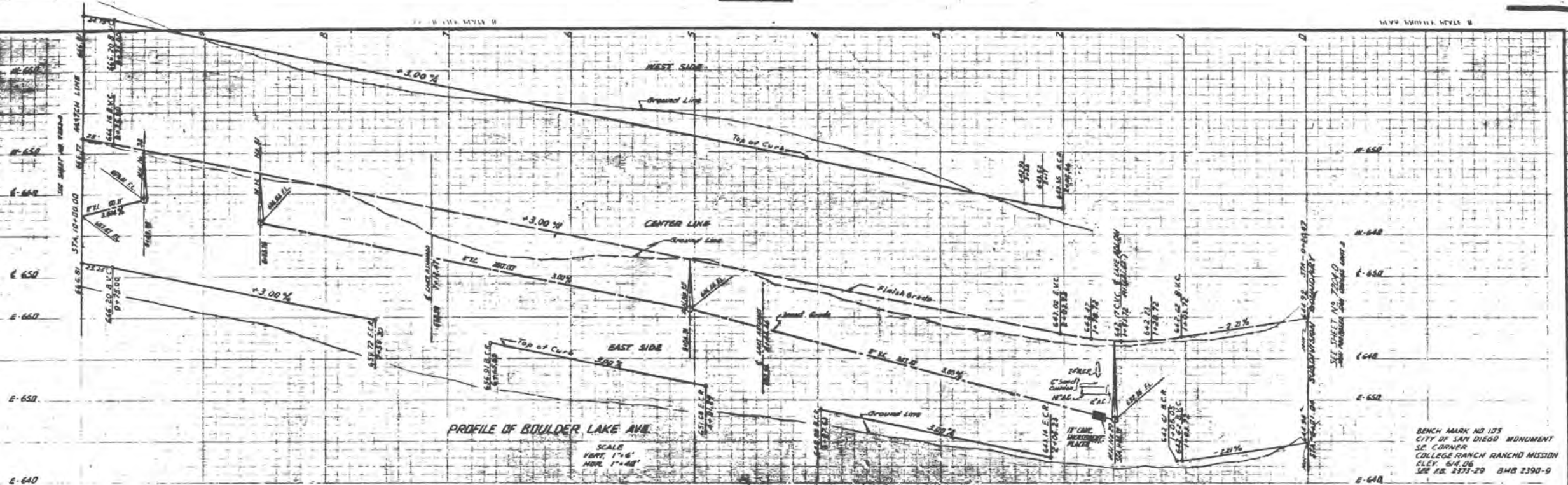
NOTE: GATE CASINGS & CAPS FOR EXISTING GATE VALVES TO BE SET TO FINISH GRADE BY CONTRACTOR.

PRIVATE CONTRACT  
ENGINEER OF WORK *E.S. Rolland* RE 10533

BLUE LAKE AVENUE & BOULDER LAKE AVENUE		LAKE COUNTRY UNIT NO. 7	
CITY OF SAN DIEGO ENGINEERING DEPARTMENT		SHEET 2 OF 5 SHEETS NO. 76266	
PLAN REVISION	BY	DATE	APPROVAL
AS BUILT	M.H. Rolland	1/13/60	<i>E.S. Rolland</i>
CONSTRUCTION RECORD		APPROVALS FOR	
5-12-60	7-16-62	WATER DEPT.	SEWERAGE
PLANNING DEPT.	GRADUATE	ELECTRICAL	HIGHWAY
STRUCTURAL	GRADE	TRAFFIC	CONTROL
DESIGNED	8330 D		

REDUCED PLAN  
SCALE 1" = 40'





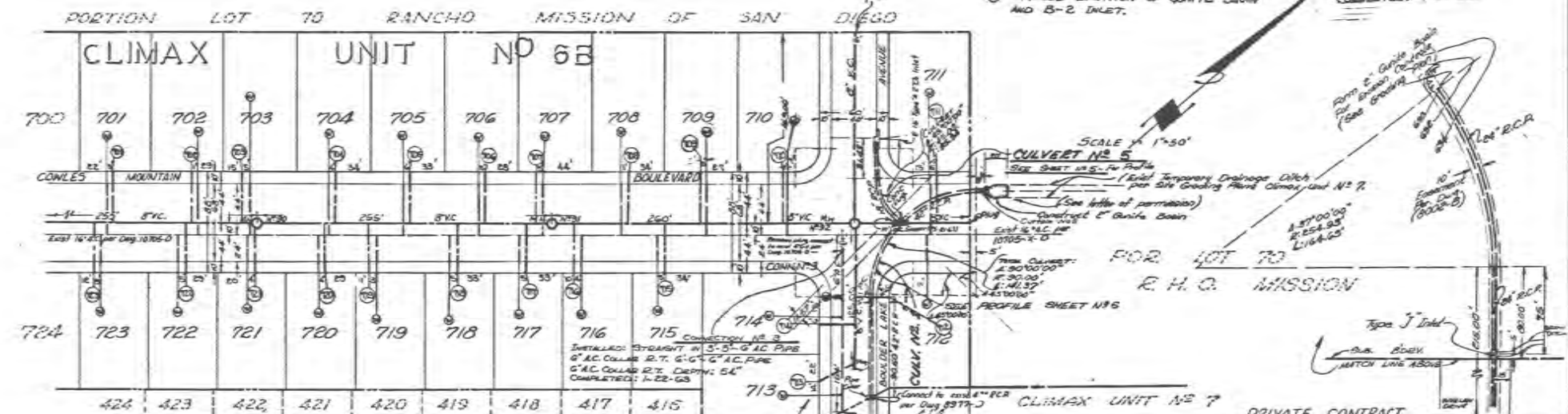
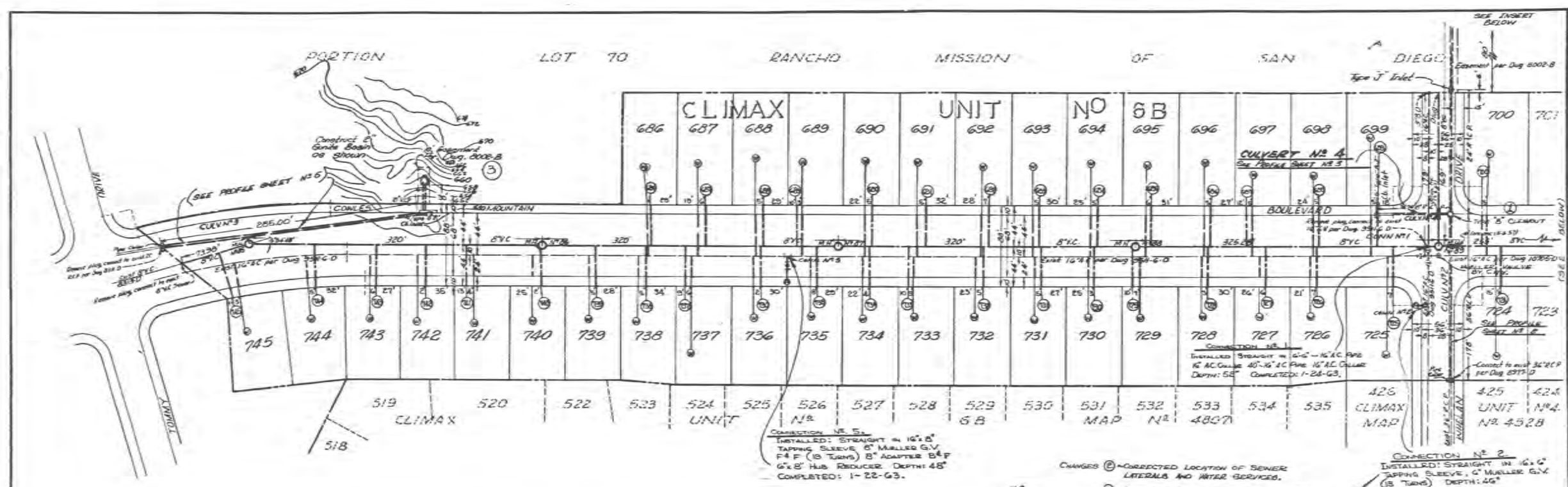
PRIVATE CONTRACT  
ENGINEER OF WORK *E. J. Collier, Jr.* RE10533

**BOULDER LAKE AVENUE**  
LAKE COUNTRY UNIT NO. 4

CITY OF SAN DIEGO ENGINEERING DEPARTMENT		SHEET 3 OF 8 SHEETS	W.C. NO. 76154
CHARGE	BY	DATE	APPROVAL
"AS SHOWN"	ASL	1-18-60	ENG 6-31-60
PLAN REVIEWER		E. J. Collier, Jr. May 1, 1959	
WATER	SEWERAGE	STREETS	CITY ENGINEER AND OFFICE CHIEF
PLUMBING	DRAINAGE		
ELECTRICAL	HAZARDOUS		
STRUCTURAL	CONCRETE		
MECHANICAL	PAVING		
TRAFFIC	LANDSCAPE		
FIELD WORK	STREET MARKING	REVISIONS	7254-D

MICROFILMED  
JUL 5 1963



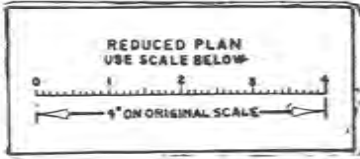


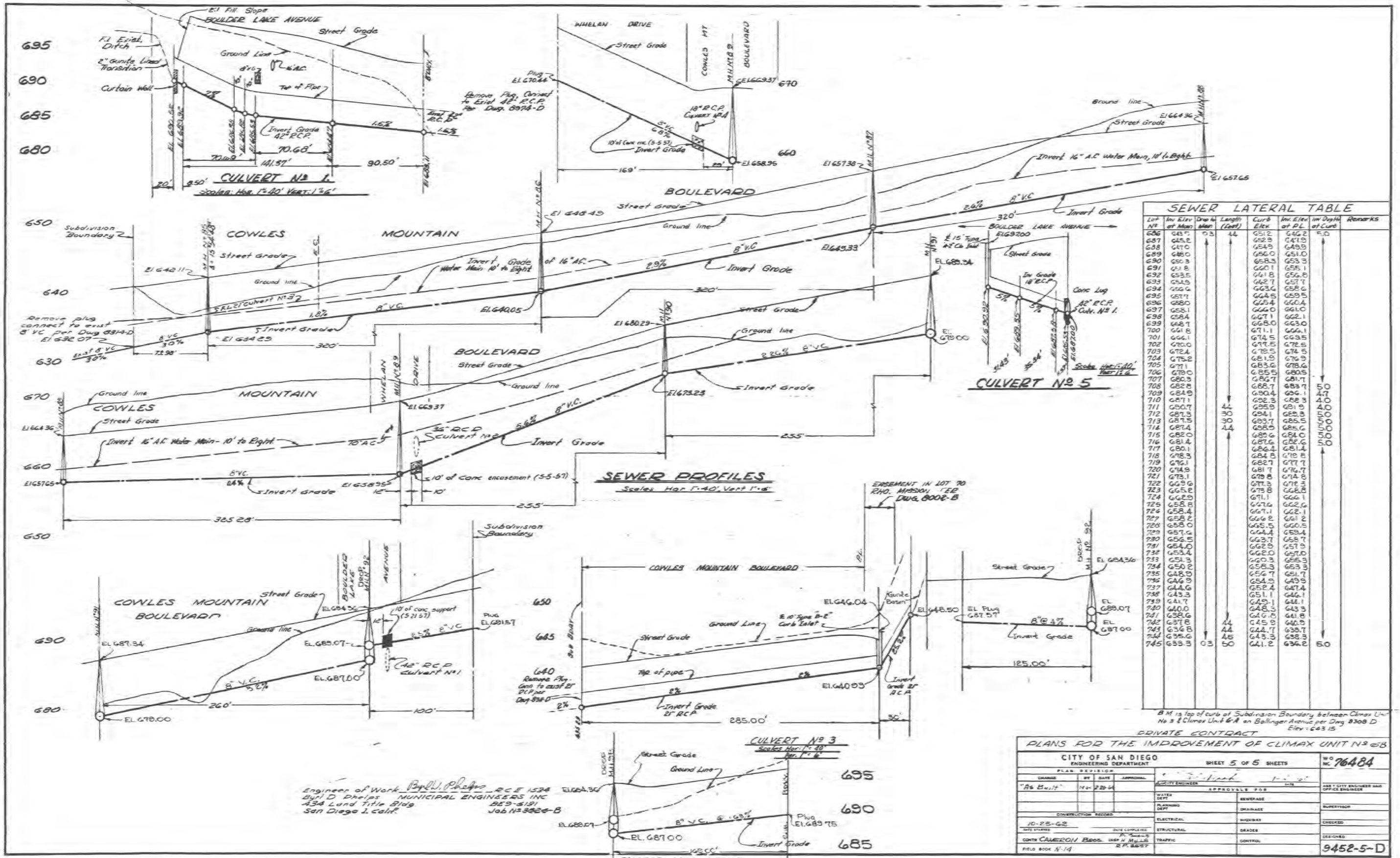
PLANS FOR THE IMPROVEMENT OF CLIMAX UNIT NO. 6B  
 CITY OF SAN DIEGO  
 ENGINEERING DEPARTMENT  
 SHEET 4 OF 5 SHEETS  
 NO. 7648A

DATE	BY	APPROVAL	REVISION
1-22-63	R. H. G.		1
1-23-63	R. H. G.		2
1-24-63	R. H. G.		3
1-25-63	R. H. G.		4
1-26-63	R. H. G.		5
1-27-63	R. H. G.		6
1-28-63	R. H. G.		7
1-29-63	R. H. G.		8
1-30-63	R. H. G.		9
1-31-63	R. H. G.		10
1-32-63	R. H. G.		11
1-33-63	R. H. G.		12
1-34-63	R. H. G.		13
1-35-63	R. H. G.		14
1-36-63	R. H. G.		15
1-37-63	R. H. G.		16
1-38-63	R. H. G.		17
1-39-63	R. H. G.		18
1-40-63	R. H. G.		19
1-41-63	R. H. G.		20
1-42-63	R. H. G.		21
1-43-63	R. H. G.		22
1-44-63	R. H. G.		23
1-45-63	R. H. G.		24
1-46-63	R. H. G.		25
1-47-63	R. H. G.		26
1-48-63	R. H. G.		27
1-49-63	R. H. G.		28
1-50-63	R. H. G.		29
1-51-63	R. H. G.		30
1-52-63	R. H. G.		31
1-53-63	R. H. G.		32
1-54-63	R. H. G.		33
1-55-63	R. H. G.		34
1-56-63	R. H. G.		35
1-57-63	R. H. G.		36
1-58-63	R. H. G.		37
1-59-63	R. H. G.		38
1-60-63	R. H. G.		39
1-61-63	R. H. G.		40
1-62-63	R. H. G.		41
1-63-63	R. H. G.		42
1-64-63	R. H. G.		43
1-65-63	R. H. G.		44
1-66-63	R. H. G.		45
1-67-63	R. H. G.		46
1-68-63	R. H. G.		47
1-69-63	R. H. G.		48
1-70-63	R. H. G.		49
1-71-63	R. H. G.		50
1-72-63	R. H. G.		51
1-73-63	R. H. G.		52
1-74-63	R. H. G.		53
1-75-63	R. H. G.		54
1-76-63	R. H. G.		55
1-77-63	R. H. G.		56
1-78-63	R. H. G.		57
1-79-63	R. H. G.		58
1-80-63	R. H. G.		59
1-81-63	R. H. G.		60
1-82-63	R. H. G.		61
1-83-63	R. H. G.		62
1-84-63	R. H. G.		63
1-85-63	R. H. G.		64
1-86-63	R. H. G.		65
1-87-63	R. H. G.		66
1-88-63	R. H. G.		67
1-89-63	R. H. G.		68
1-90-63	R. H. G.		69
1-91-63	R. H. G.		70
1-92-63	R. H. G.		71
1-93-63	R. H. G.		72
1-94-63	R. H. G.		73
1-95-63	R. H. G.		74
1-96-63	R. H. G.		75
1-97-63	R. H. G.		76
1-98-63	R. H. G.		77
1-99-63	R. H. G.		78
1-100-63	R. H. G.		79
1-101-63	R. H. G.		80
1-102-63	R. H. G.		81
1-103-63	R. H. G.		82
1-104-63	R. H. G.		83
1-105-63	R. H. G.		84
1-106-63	R. H. G.		85
1-107-63	R. H. G.		86
1-108-63	R. H. G.		87
1-109-63	R. H. G.		88
1-110-63	R. H. G.		89
1-111-63	R. H. G.		90
1-112-63	R. H. G.		91
1-113-63	R. H. G.		92
1-114-63	R. H. G.		93
1-115-63	R. H. G.		94
1-116-63	R. H. G.		95
1-117-63	R. H. G.		96
1-118-63	R. H. G.		97
1-119-63	R. H. G.		98
1-120-63	R. H. G.		99
1-121-63	R. H. G.		100

Engineer of Work  
 BYRL D. PHELPS-MUNICIPAL ENGINEERS  
 434 LAND TITLE BLDG.  
 SAN DIEGO 1, CALIF.

AS BUILT





**SEWER LATERAL TABLE**

Lot No.	In Elev. of Man.	Drop in Elev.	Length (Lateral)	Curb Elev.	In Elev. of P.C.	In Depth of Curb	Remarks
686	643.7	0.3	44	651.2	646.2	5.0	
687	645.2			642.9	641.0		
688	647.0			644.9	643.0		
689	648.0			646.0	644.0		
690	650.3			648.3	646.3		
691	651.8			649.1	647.1		
692	653.5			651.8	649.8		
693	654.9			652.7	650.7		
694	656.6			653.6	651.6		
695	657.7			654.5	652.5		
696	658.0			654.4	652.4		
697	658.1			654.0	652.0		
698	658.4			654.1	652.1		
699	658.7			654.0	652.0		
700	661.8			657.1	654.1		
701	664.1			659.5	656.5		
702	670.0			665.5	662.5		
703	672.4			667.5	664.5		
704	675.2			670.9	667.9		
705	677.1			673.6	670.6		
706	678.0			675.5	672.5		
707	680.3			677.7	674.7		
708	682.8			680.7	677.7		
709	684.9			682.4	679.4		
710	687.1			685.3	682.3		
711	690.7			689.9	686.9		
712	687.3			684.1	681.1		
713	687.5			683.7	680.7		
714	687.4			683.5	680.5		
715	682.0			680.6	677.6		
716	681.4			680.6	677.6		
717	681.1			680.4	677.4		
718	678.3			678.4	676.4		
719	676.1			682.7	677.7		
720	674.9			681.7	676.7		
721	673.1			679.8	674.8		
722	669.6			677.3	672.3		
723	665.2			673.8	668.8		
724	662.9			671.1	666.1		
725	658.8			667.6	662.6		
726	658.4			667.1	662.1		
727	658.2			666.2	661.2		
728	658.0			665.5	660.5		
729	657.6			664.4	659.4		
730	656.5			663.7	658.7		
731	654.0			662.9	657.9		
732	653.4			662.0	657.0		
733	651.3			660.3	655.3		
734	650.2			658.3	653.3		
735	648.0			656.7	651.7		
736	646.9			654.9	649.9		
737	644.6			652.4	647.4		
738	643.3			651.1	646.1		
739	641.7			649.1	644.1		
740	640.0			648.3	643.3		
741	638.6			646.6	641.6		
742	637.8			645.9	640.9		
743	636.8			644.7	639.7		
744	635.6			643.3	638.3		
745	633.3			641.2	636.2		

Engineer of Work *Paul J. Phelps* RCE 1534 EL 683.36  
 Byrd D. Phelps MUNICIPAL ENGINEERS INC  
 434 Land Title Bldg  
 San Diego 1, Calif. BE 9-5131  
 Job No. 3322-B

PRIVATE CONTRACT  
**PLANS FOR THE IMPROVEMENT OF CLIMAX UNIT NO. 6B**

CITY OF SAN DIEGO  
 ENGINEERING DEPARTMENT

NO. 76484  
 SHEET 5 OF 5 SHEETS

PLAN REVISION	APPROVALS FOR	DATE
"As Built"	WATER	
	SEWERAGE	
	PLANNING DEPT.	
	DRAINAGE	
	HIGHWAY	
	STRUCTURAL	
	GRADES	
	TRAFFIC	
	CONTROL	

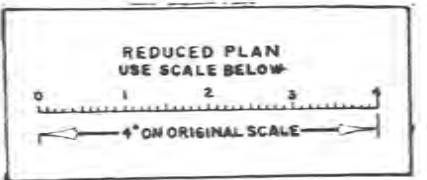
CONSTRUCTION RECORD

10-25-62 DATE COMPLETED

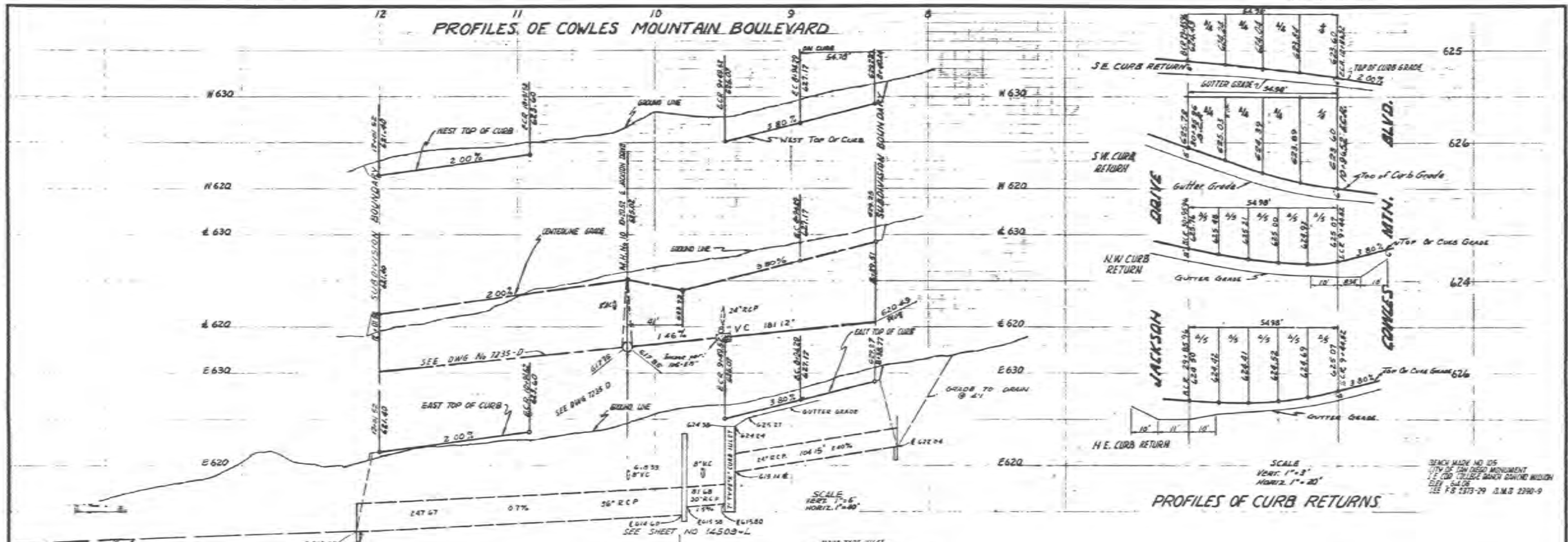
CONY CAMERON Insp. N. Mills R.P. 8877

FIELD BOOK N-14

9452-5-D



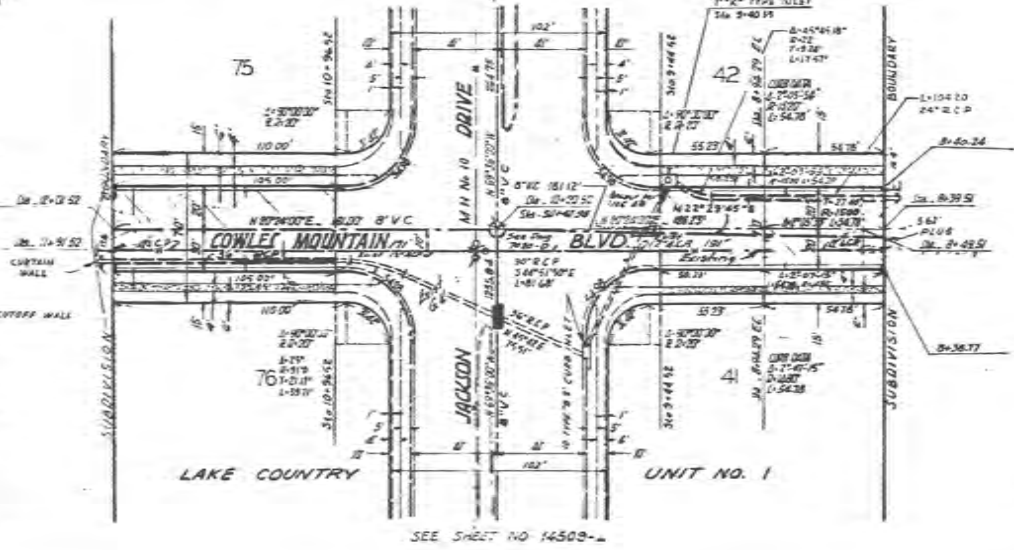
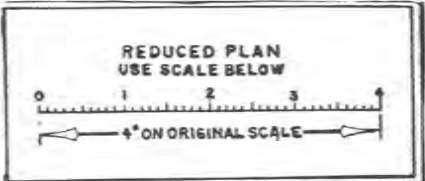
**AS BUILT**



SCALE  
VERT. 1" = 3'  
HORIZ. 1" = 20'

PROFILES OF CURB RETURNS

SEALY MADE AND ISSUED  
CITY OF SAN DIEGO  
1100 COLLEGE BLDG. CIVIL ENGINEERING DIVISION  
SAN DIEGO, CALIF.  
SEE P.S. 1373-20, 1383-20, 1390-9

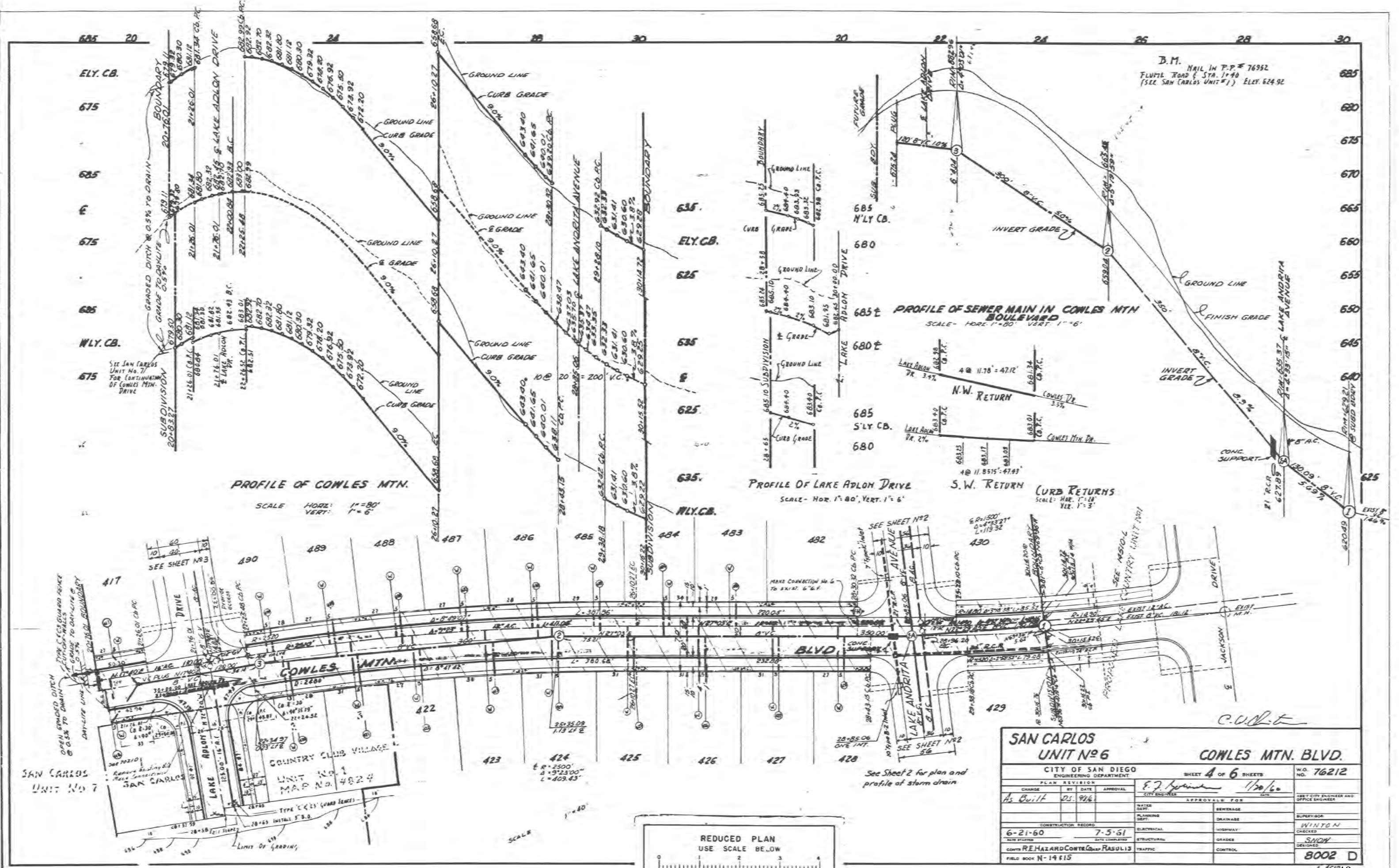


PRIVATE CONTRACT  
ENGINEER OF WORK *H. P. ...* RE.10410

CITY DATUM  
ADD 6.19 FEET  
TO CONVERT TO  
MEAN SEA LEVEL

8	CITY OF SAN DIEGO ENGINEERING DEPARTMENT	11
COWLES MTN. BLVD. LAKE COUNTRY NO. 1		
APPROVED	<i>R. C. ...</i>	DATE 7-30-59
DESIGNED BY	MICROFILM	DRAWING NUMBER 14510-L
DATE 8-23-61	CONSTRUCTION RECORD	NO. 10 7510B
REVISIONS	DATE	BY
1-22-59	Grade Change	<i>[Signature]</i>
2-21-59	Storm Sewer relocation	<i>[Signature]</i>
10-18-60	"As Built"	<i>[Signature]</i>





PROFILE OF COWLES MTN.

SCALE HORIZ: 1"=80'  
VERT: 1"=6'

PROFILE OF LAKE ADLON DRIVE

SCALE - HOR: 1"=80', VERT: 1"=6'

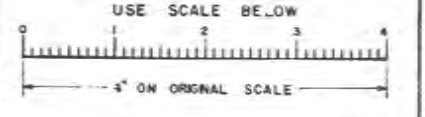
PROFILE OF SEWER MAIN IN COWLES MTN BOULEVARD

SCALE - HOR: 1"=80', VERT: 1"=6'

CURB RETURNS

SCALE: HOR: 1"=24'  
VERT: 1"=3'

REDUCED PLAN  
USE SCALE BELOW

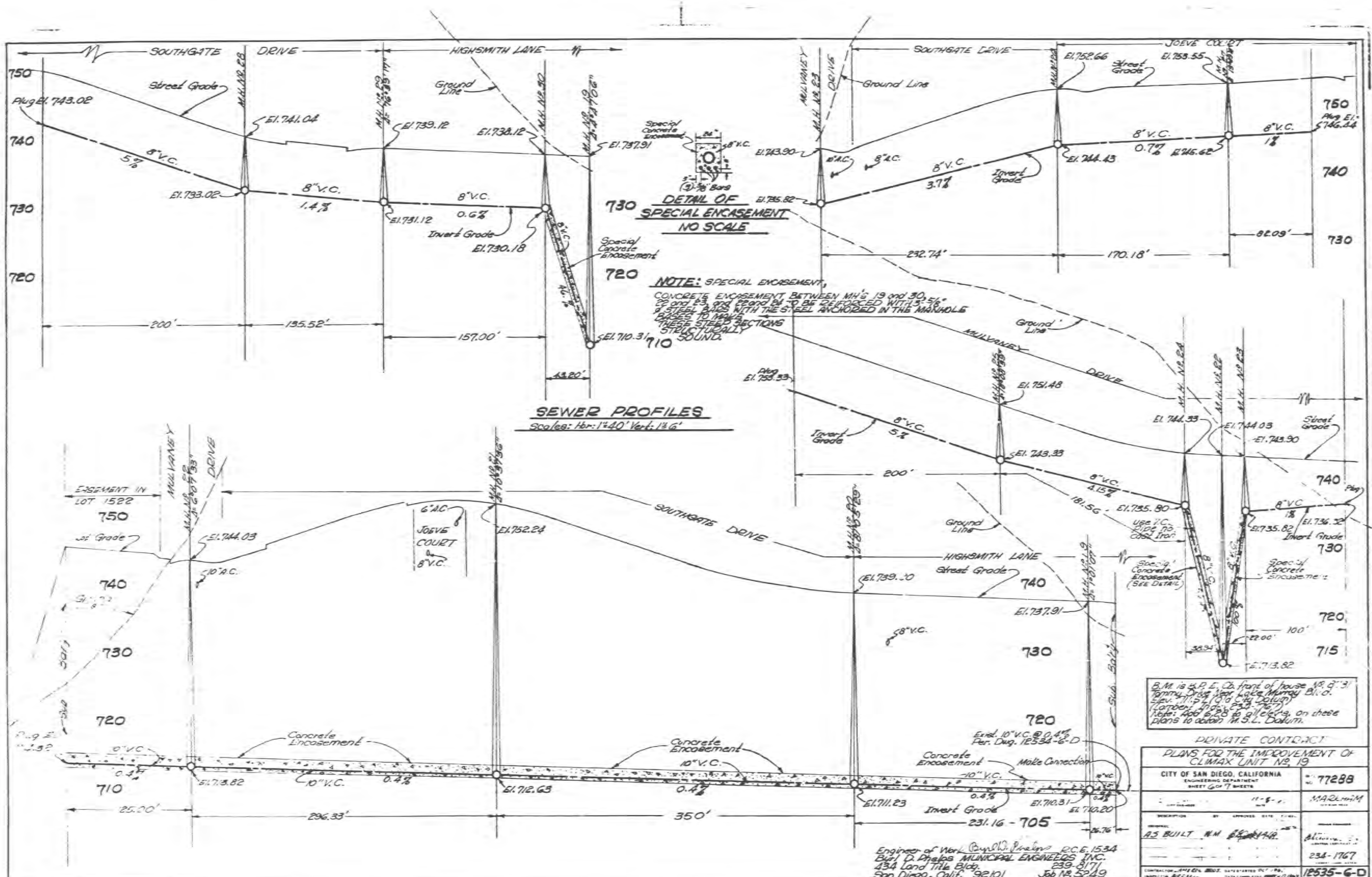


<b>SAN CARLOS UNIT No. 6</b>			<b>COWLES MTN. BLVD.</b>		
CITY OF SAN DIEGO ENGINEERING DEPARTMENT			SHEET 4 OF 6 SHEETS W.D. NO. 76212		
PLAN REVISION			APPROVAL FOR		
CHANGE	BY	DATE	APPROVAL FOR		
As Built	DS	9/86	APPROVAL FOR		
CONSTRUCTION RECORD			SUPERVISOR		
DATE STARTED	7-5-61		WINTON		
DESIGNED	REHAZARD CONTR. GROUP		CHECKED		
FIELD BOOK N-14615	RASFULI3		DESIGNED		
			CONTROL		
			8002 D		









**SEWER PROFILES**  
 Scales: Hor: 1"=40' Vert: 1"=6'

**DETAIL OF SPECIAL ENCASUREMENT**  
 NO SCALE

**NOTE: SPECIAL ENCASEMENT**  
 CONCRETE ENCASUREMENT BETWEEN MH'S 19 AND 30 TO BE REINFORCED WITH 5/8" STEEL BARS WITH THE STEEL ANCHORED IN THE MANHOLE BASES TO MAKE THESE STEEL SECTIONS STRUCTURALLY SOUND.

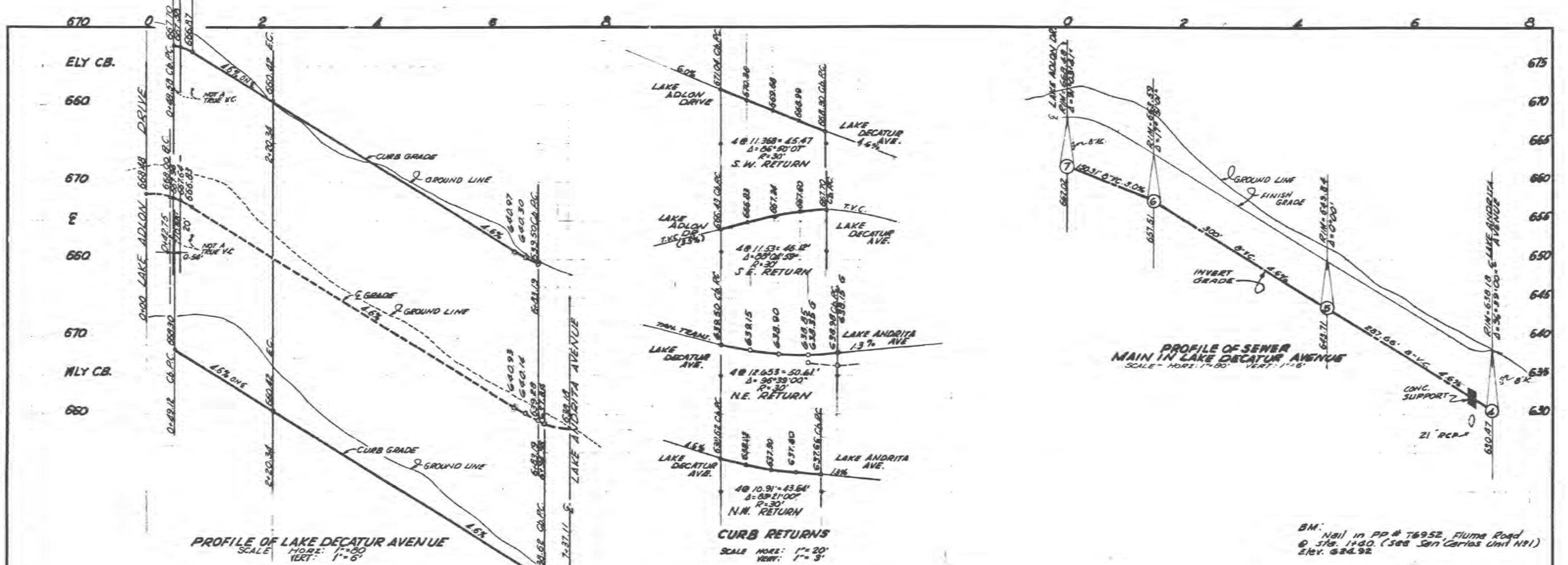
B.M. is 2.9' E. of front of house No. 9131 formerly 1935 near Lake Murray Blvd. Elev. 711.57 (10' 0" x 10" Datum) (Corbett, Ingle, 1933, 767)  
 Note: Add 6.28 to all elevs. on these plans to obtain M.S.L. Datum.

PRIVATE CONTRACT	
PLANS FOR THE IMPROVEMENT OF CLIMAX UNIT NO. 19	
CITY OF SAN DIEGO, CALIFORNIA ENGINEERING DEPARTMENT SHEET 6 OF 7 SHEETS	77288
DATE: 11-5-61	MARSHALL
DESCRIPTION: AS BUILT N.M. ENCASUREMENT	234-1767
DATE: 12-5-61	12535-6-D

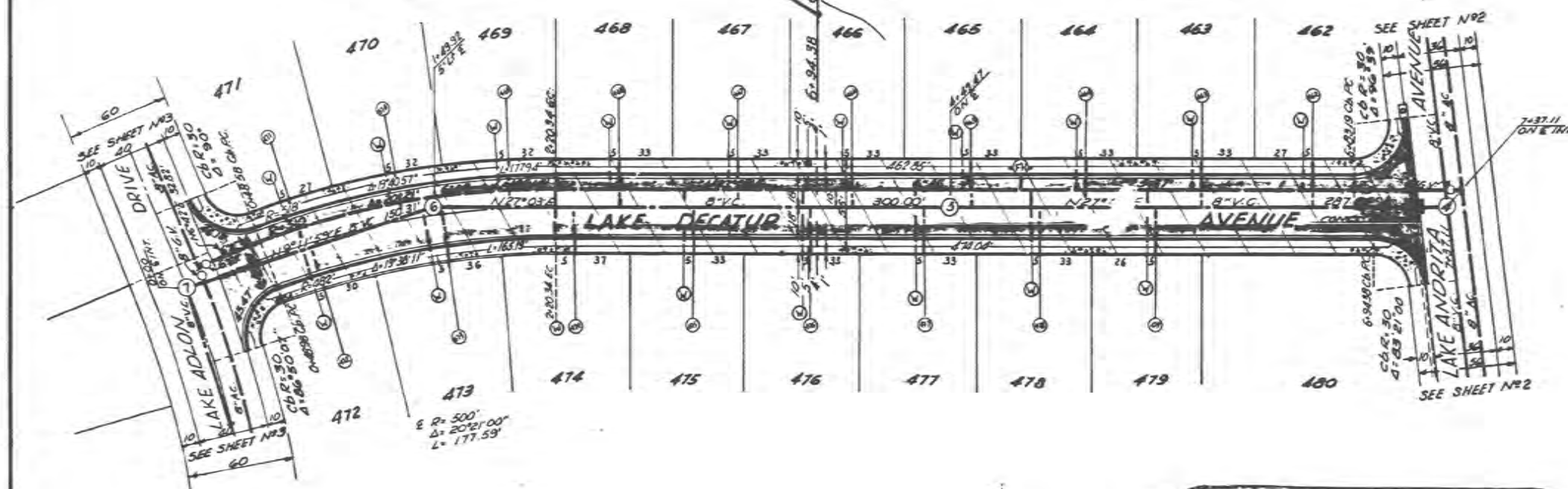
Engineer of Work: *Charles P. Phelps* P.C.E. 1534  
 434 Land Title Bldg. 239-8171  
 San Diego, Calif. 92101 Job No. 5249

**AS BUILT**





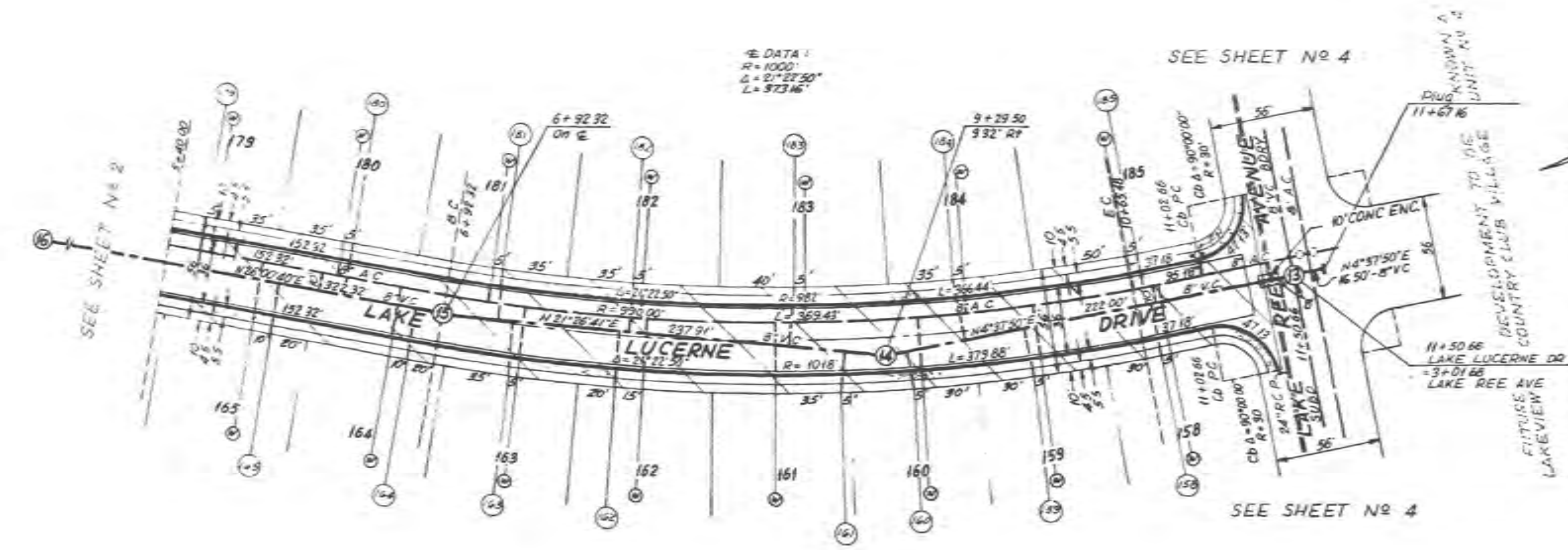
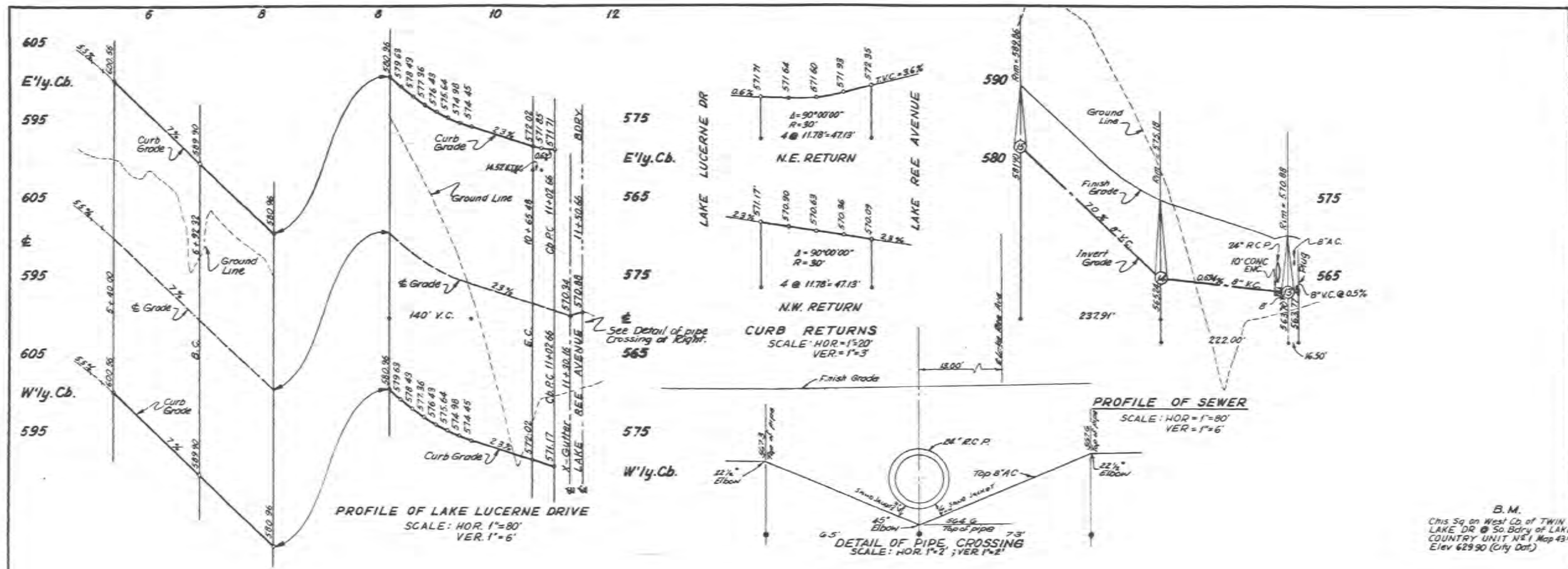
BM: Nail in PP # 7692, Fluna Road  
@ Sta. 1+00. (See San Carlos Unit N91)  
Elev. 624.92



<b>SAN CARLOS UNIT N96</b>		<b>LAKE DECATUR AVENUE</b>	
CITY OF SAN DIEGO ENGINEERING DEPARTMENT		SHEET 5 OF 6 SHEETS W.O. NO. 76212	
PLAN REVISION		APPROVALS FOR	
CHANGE	BY DATE APPROVAL	CITY ENGINEER	SITE
1/2 Built	RS 9/66	<i>E.F. [Signature]</i>	1/20/60
CONSTRUCTION RECORD		WATER DEPT.	SEWERAGE
DATE	BY	PLANNING DEPT.	DRAINAGE
6-21-60	7-5-61	ELECTRICAL	STREETS
BY STATE	BY COUNTY	STRUCTURAL	SHADES
CONTR. REHAZARD CONTR. [Signature]	RAZULIS	TRAFFIC	CONTROL
FIELD BOOK N-14415			

*C.W. [Signature]*





B.M.  
 This Sq on West Co. of TWIN  
 LAKE DR @ So. Body of LAKE  
 COUNTRY UNIT No 1 Map 43-5  
 Elev 629.90 (City Dat)

PRIVATE CONTRACT ENGINEER OF DESIGN  
 FREELAND EYENSON & CHRISTENSEN  
 Bill L. Bramble R.C.E. 8102

LAKE VIEW COUNTRY CLUB VILLAGE UNIT No 3  
 LAKE LUCERNE DRIVE

CITY OF SAN DIEGO ENGINEERING DEPARTMENT  
 SHEET 3 OF 8 SHEETS NO 76709

DATE	BY	DATE	APPROVAL	REVISION
4-17-62	AW	7-7-62		1
5-27-65				2

APPROVALS FOR CONSTRUCTION RECORD

PLANNING	DESIGN	CONSTRUCTION
ELECTRICAL	MECHANICAL	CIVIL
STRUCTURAL	PAVING	UTILITY
FIELD	CONTROL	

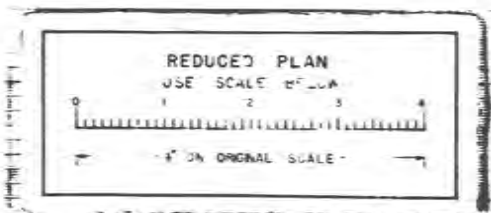
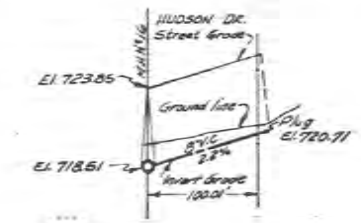
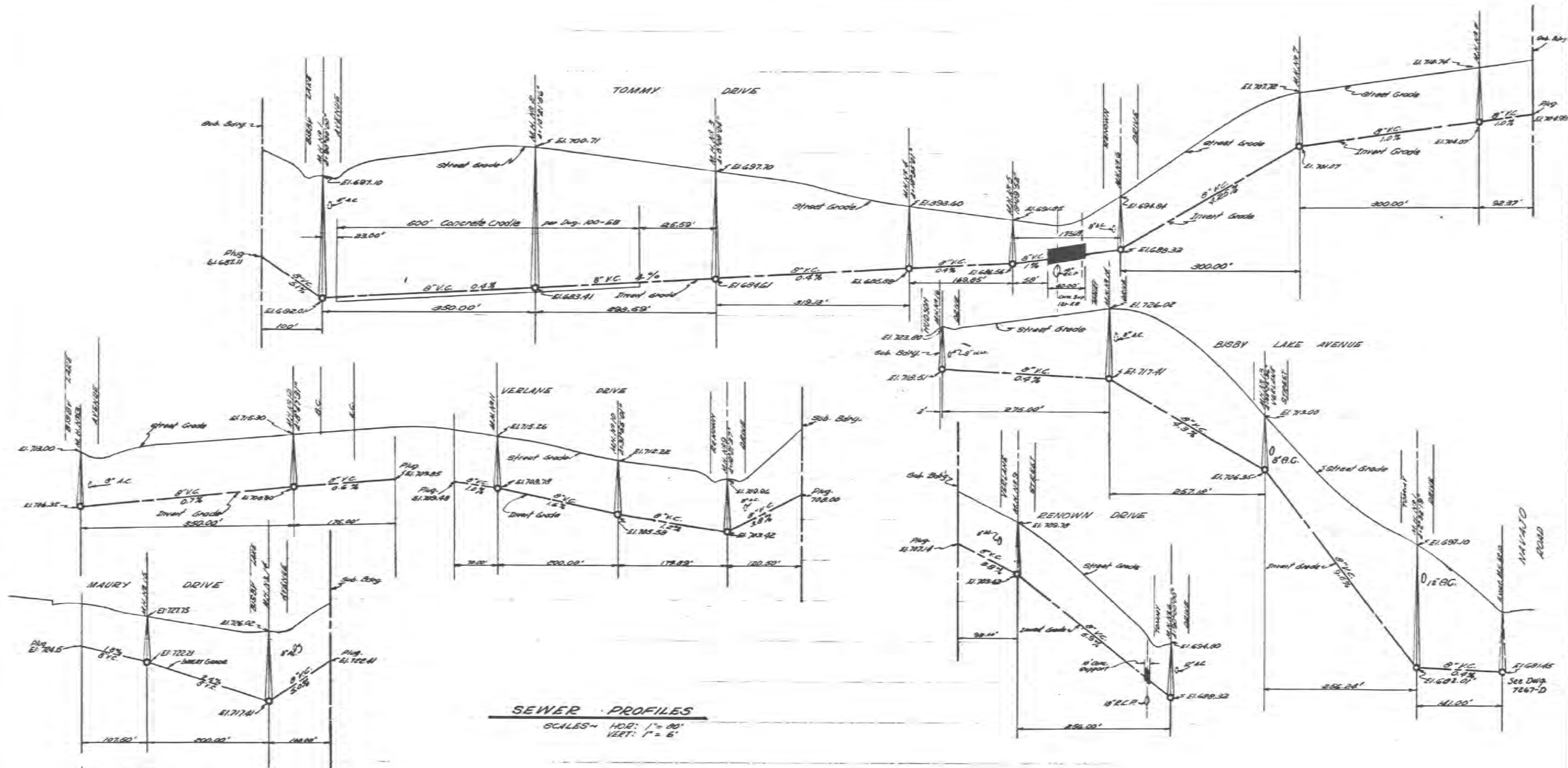
10799-3-D

A S BUILT









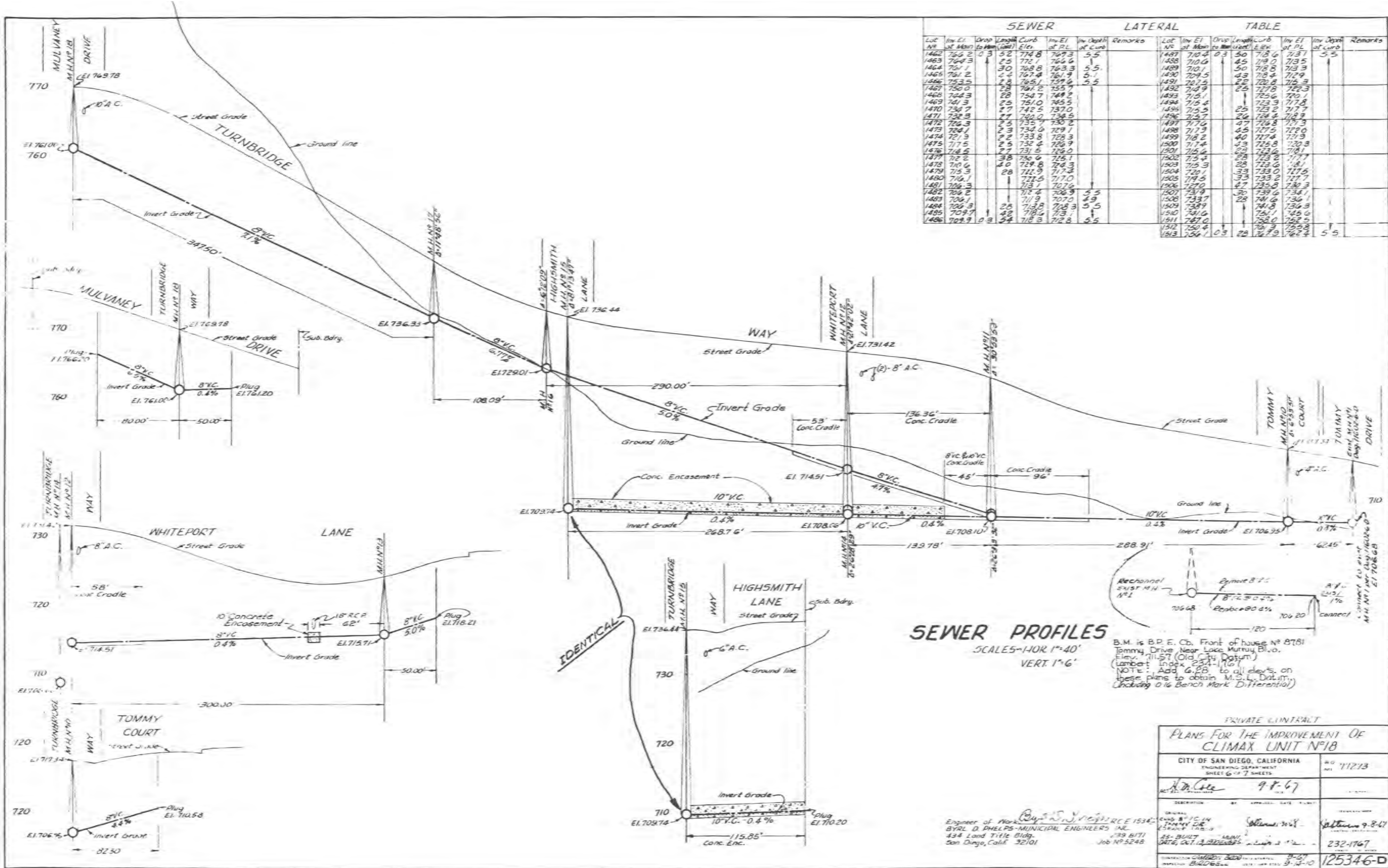
Engineer of Work *Paul J. Phelps* REC-1534  
 BY *E. D. Shields* - MUNICIPAL ENGINEERS INC.  
 436 Land Title Bldg.  
 San Diego, Calif. BE-9-6131 Job No. 3821

B. M. Checked square in N.W. Curb Return @  
 San Carlos Dr and Lake Murray Blvd. Elev. 670.65

PRIVATE CONTRACT

SEWER PROFILES - CLIMAX UNIT NO 1

CITY OF SAN DIEGO ENGINEERING DEPARTMENT		SHEET 10 OF 10 SHEETS	WO. NO. 76180
PLAN REVISION	DATE	APPROVAL	
As BUILT	5-23-61	<i>E. D. Shields</i>	Oct 19, 1962
CITY ENGINEER			
WATER DEPT.	SEWERAGE		
PLANNING DEPT.	DRAINAGE		
ELECTRICAL	HIGHWAY		
STRUCTURAL	BRIDGE		
CONTR. CAMERON BROS. RASULIS	TRAFFIC		
FIELD BOOK N-14			
			7684-D



SEWER LATERAL TABLE											
Loc. No.	Invert Elev.	Drop	Length	Curve Elev.	Invert Elev.	Invert Depth	Remarks	Loc. No.	Invert Elev.	Invert Depth	Remarks
1462	766.2	0.3	5.2	774.8	769.3	5.5		1497	710.4	0.3	5.0
1463	764.3	0.5	7.2	772.1	766.6	5.5		1498	710.6	0.5	5.0
1464	761.1	0.3	3.0	768.8	763.3	5.5		1499	710.1	0.5	5.0
1465	761.2	0.3	2.2	767.4	761.9	5.5		1500	709.5	0.5	5.0
1466	753.5	0.3	2.8	765.1	759.2	5.9		1501	707.5	0.5	5.0
1467	750.0	0.3	2.8	761.2	755.7	5.5		1502	707.9	0.5	5.0
1468	744.3	0.3	2.8	754.7	749.2	5.5		1503	705.1	0.5	5.0
1469	741.3	0.3	2.5	751.0	745.5	5.5		1504	705.4	0.5	5.0
1470	736.7	0.3	2.7	742.5	737.0	5.5		1505	705.5	0.5	5.0
1471	732.3	0.3	2.7	738.0	732.5	5.5		1506	705.6	0.5	5.0
1472	726.3	0.3	2.5	732.9	727.2	5.5		1507	705.4	0.5	5.0
1473	724.1	0.3	2.3	732.6	727.1	5.5		1508	705.3	0.5	5.0
1474	721.3	0.3	2.2	733.8	728.3	5.5		1509	705.2	0.5	5.0
1475	717.5	0.3	2.5	732.4	726.9	5.5		1510	705.1	0.5	5.0
1476	714.5	0.3	2.7	731.5	724.0	5.5		1511	705.0	0.5	5.0
1477	712.2	0.3	3.8	730.4	715.1	5.5		1512	704.4	0.3	2.8
1478	710.6	0.3	4.0	729.8	714.3	5.5		1513	704.1	0.3	2.8
1479	715.3	0.3	2.8	722.9	717.2	5.5					
1480	716.1	0.3	2.8	722.5	717.0	5.5					
1481	716.3	0.3	2.8	722.1	717.6	5.5					
1482	716.2	0.3	3.8	720.4	716.3	5.5					
1483	716.1	0.3	4.0	719.8	716.3	5.5					
1484	716.3	0.3	2.8	722.9	717.2	5.5					
1485	716.1	0.3	2.8	722.5	717.0	5.5					
1486	716.3	0.3	2.8	722.1	717.6	5.5					
1487	716.2	0.3	3.8	720.4	716.3	5.5					
1488	716.1	0.3	4.0	719.8	716.3	5.5					
1489	716.3	0.3	2.8	722.9	717.2	5.5					
1490	716.1	0.3	2.8	722.5	717.0	5.5					
1491	716.3	0.3	2.8	722.1	717.6	5.5					
1492	716.2	0.3	3.8	720.4	716.3	5.5					
1493	716.1	0.3	4.0	719.8	716.3	5.5					
1494	716.3	0.3	2.8	722.9	717.2	5.5					
1495	716.1	0.3	2.8	722.5	717.0	5.5					
1496	716.3	0.3	2.8	722.1	717.6	5.5					

**SEWER PROFILES**  
 SCALE 5'-HORIZ 1"=40'  
 VERT. 1"=6'

B.M. is B.P.E. Ch. Front of house # 8781  
 Tommy Drive Near Lake Murray Blvd.  
 Elev. 711.57 (Old City Datum)  
 (Lumber Index 110)  
 NOTE: Add 6.28' to all elevs. on  
 these plans to obtain M.S.L. Datum.  
 (Including 0.16 Bench Mark Differential)

PRIVATE CONTRACT

**PLANS FOR THE IMPROVEMENT OF CLIMAX UNIT #18**

CITY OF SAN DIEGO, CALIFORNIA  
 ENGINEERING DEPARTMENT  
 SHEET 6 OF 7 SHEETS

NO. 11213

DATE 9-8-67

DESCRIPTION: IMPROVEMENT OF CLIMAX UNIT #18

BY: [Signature]

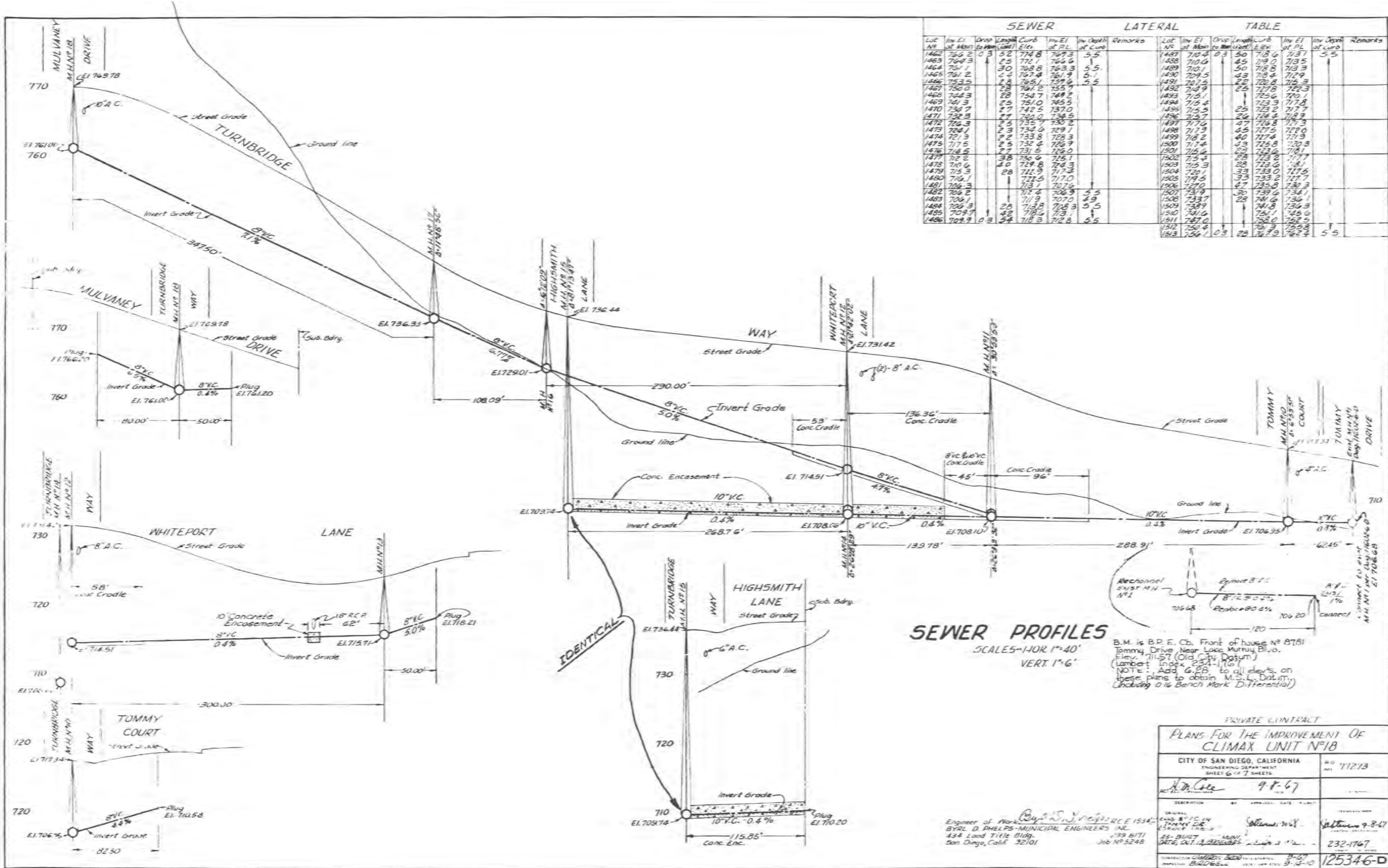
APPROVED: [Signature]

DATE: 9-8-67

232-4767

125346-D





SEWER										LATERAL									
Loc. No.	Invert	Drop	Length	Curve	Invert	Invert	Remarks	Loc. No.	Invert	Drop	Length	Curve	Invert	Invert	Remarks				
	at Man.	at Man.	ft.	at DL	at Man.	at Man.			at Man.	at Man.	ft.	at DL	at Man.	at Man.					
1462	766.2	0.3	5.2	774.8	769.3	5.5		1467	710.4	0.3	5.0	718.6	713.7	5.5					
1463	764.3	2.5	772.1	766.6				1468	710.6	4.5	19.0	713.0	713.5						
1464	761.1	3.0	768.8	763.3	5.5			1469	710.1	5.0	78.8	713.3							
1465	761.2	2.2	767.4	761.9	5.1			1470	704.5	4.3	78.4	712.9							
1466	753.5	7.8	765.1	759.9	5.2			1471	707.5	2.2	72.8	716.9							
1467	750.0	2.3	761.2	755.7				1472	704.9	2.5	77.8	712.3							
1468	744.3	2.8	754.7	749.2				1473	715.1		72.6	710.1							
1469	741.3	2.5	751.0	745.5				1474	715.4		72.3	717.8							
1470	736.7	2.7	742.5	737.0				1475	715.5	2.5	72.2	717.7							
1471	732.3	2.7	740.0	734.6				1476	715.7		74.4	719.3							
1472	726.3	2.5	735.9	730.2				1477	717.6	4.7	72.8	719.3							
1473	724.1	2.3	734.6	729.1				1478	717.3	4.5	72.5	729.0							
1474	721.3	2.2	733.8	728.3				1479	718.2	4.0	77.4	723.9							
1475	717.5	2.5	732.4	726.9				1480	717.4	4.3	72.5	720.3							
1476	714.5	2.7	731.5	726.0				1481	715.4	2.9	74.6	718.1							
1477	712.2	3.8	730.4	715.1				1482	715.4	2.8	72.3	717.1							
1478	710.6	4.0	729.8	710.3				1483	715.3	2.8	72.6	717.1							
1479	715.3	2.8	722.9	717.2				1484	720.1	3.3	73.0	717.5							
1480	716.1		721.5	717.0				1485	719.6	3.3	73.2	717.7							
1481	716.3		719.1	717.6				1486	717.0	4.7	73.6	718.3							
1482	716.2		717.4	716.9	5.5			1487	717.9	3.0	73.4	717.1							
1483	716.1		711.9	717.0	4.9			1488	713.7	2.8	74.6	713.1							
1484	716.3		713.8	718.3	5.5			1489	718.9		74.1	716.3							
1485	719.7		718.6	713.1	5.5			1490	717.0		75.1	714.5							
1486	719.9	0.3	718.3	712.8	5.5			1491	717.0		75.0	714.5							
								1492	716.4	0.3	2.0	717.9	716.4	5.5					

**SEWER PROFILES**  
 SCALE 5'-HORIZ 1"=40'  
 VERT 1"=6'

B.M. is B.P.E. Ch. Front of house # 8781  
 Tommy Drive Near Lake Murray Blvd.  
 Elev. 711.57 (Old City Datum)  
 (Lumber Index 6.28 - 10)  
 NOTE: Add 6.28 to all elevs. on  
 these plans to obtain M.S.L. Datum.  
 (Including 0.16 Bench Mark Differential)

PRIVATE CONTRACT

**PLANS FOR THE IMPROVEMENT OF CLIMAX UNIT #18**

CITY OF SAN DIEGO, CALIFORNIA  
 ENGINEERING DEPARTMENT  
 SHEET 6 OF 7 SHEETS

NO. 11213

DATE 9-8-67

DESCRIPTION BY APPROVAL DATE

Engineer of Work: *Byrd D. Phelps* 1534  
 BYRD D. PHELPS - MUNICIPAL ENGINEERS INC.  
 434 Lane 7116 Blvd. San Diego, Calif. 92101  
 Job No. 15248

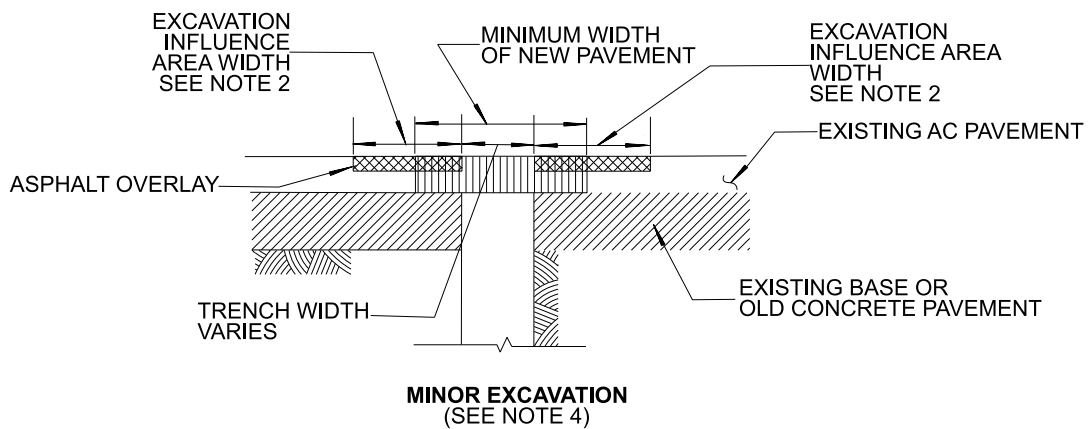
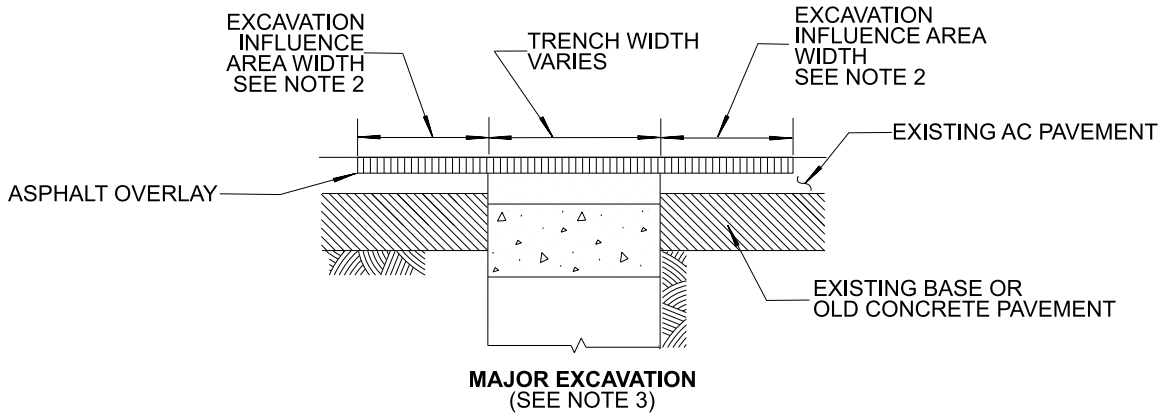
232-4767

125346-D

**APPENDIX K**  
**STANDARD DRAWINGS (SPO)**

# STANDARD DRAWINGS





**NOTES:**

1. EXCAVATION INFLUENCE AREA MEANS THE AREA THAT IS IMPACTED BY THE EXCAVATION AS DETERMINED BY THE ENGINEER AND EXTENDS AROUND THE PERIMETER OF THE EXCAVATION AS SET FORTH IN THE TABLE 62-12A IN SECTION 62.1209 OF SAN DIEGO MUNICIPAL CODE.
2. THE EXCAVATION INFLUENCE AREA EXTENDS AROUND THE PERIMETER OF THE EXCAVATION AS SHOWN IN TABLE 1.

**TABLE 1. EXCAVATION INFLUENCE AREA WIDTH**

STREET CLASSIFICATION	WET UTILITIES	DRY UTILITIES
ARTERIAL STREETS	62 INCHES	51 INCHES
MAJOR STREETS	71 INCHES	55 INCHES
COLLECTOR STREETS	82 INCHES	43 INCHES
RESIDENTIAL STREETS	74 INCHES	46 INCHES

3. MAJOR EXCAVATION MEANS AN EXCAVATION INVOLVING A TRENCH GREATER THAN 6 INCHES IN WIDTH OR GREATER THAN 3 FEET IN DEPTH.
4. MINOR EXCAVATION MEANS AN EXCAVATION INVOLVING A TRENCH 6 INCHES OR LESS IN WIDTH AND 3 FEET OR LESS IN DEPTH.

SHEET 1 OF 2

REVISION	BY	APPROVED	DATE
ORIGINAL		R. AMEN	09/23

CITY OF SAN DIEGO – STANDARD DRAWING

RECOMMENDED BY THE CITY OF SAN DIEGO STANDARDS COMMITTEE

**DRAFT**

COORDINATOR R.C.E. 81047 DATE

**PAVEMENT RESTORATION GENERAL NOTES**

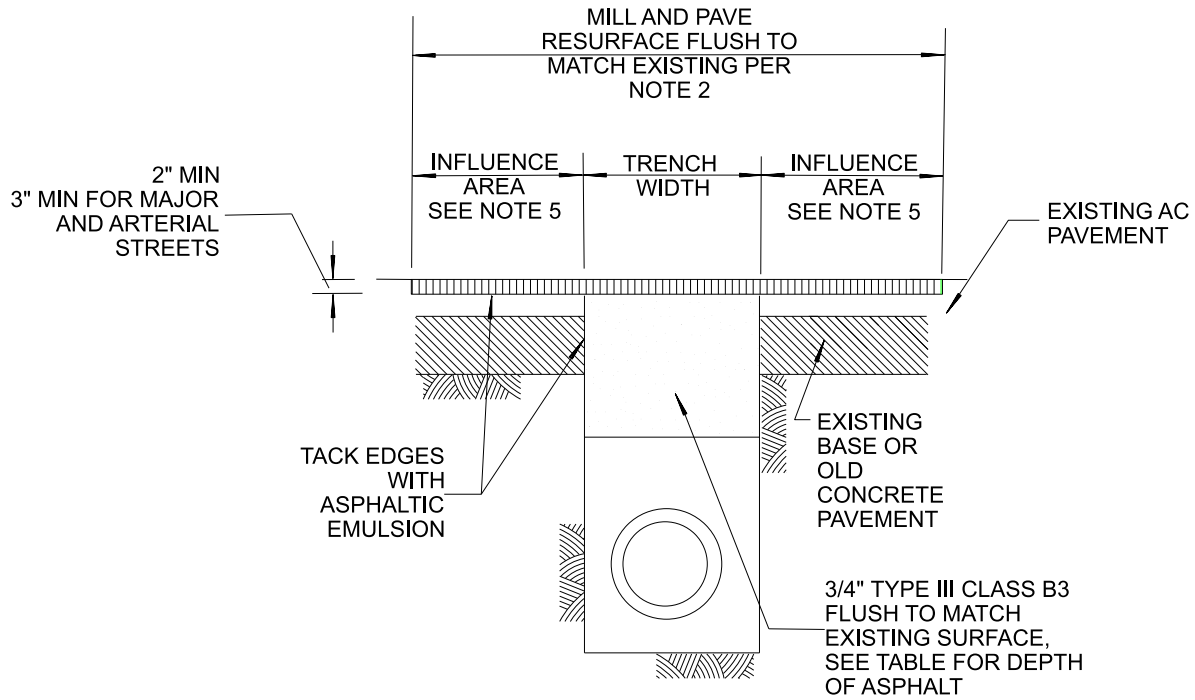
DRAWING NUMBER **SDG-105**

**NOTES (CONTINUED):**

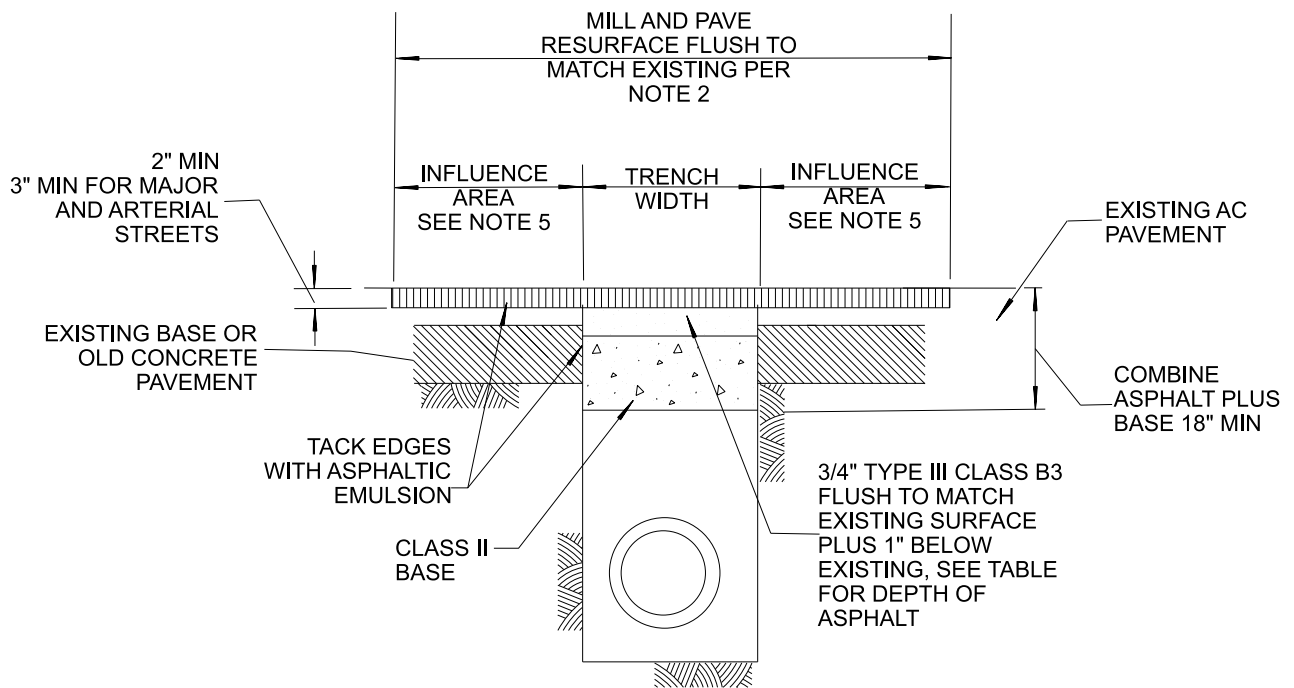
5. ADDITIONAL REPAIRS FOR MAJOR EXCAVATIONS AND MINOR EXCAVATIONS (FOR WET AND DRY UTILITIES): THE PURPOSE OF THE ADDITIONAL PAVEMENT REPAIRS, INCLUDING BUT NOT LIMITED TO BASE AND SUB-BASE REPAIRS, DIG-OUTS, INLAYS, IS TO RESTORE THE SURFACE PAVEMENT TO ITS ORIGINAL CONDITION AND TO ENSURE PUBLIC SAFETY.
6. REPAIRS TO THE EXISTING PAVEMENT WITH OBSERVABLE FAILURES WITHIN THE EXCAVATION INFLUENCE AREA PER TABLE 1 SHALL BE PERFORMED AS DIRECTED BY THE ENGINEER. THE EXCAVATION INFLUENCE AREA IS MEASURED FROM THE OUTER EDGE OF THE TRENCH CUT EXCAVATION AND MUST BE RESURFACED REGARDLESS OF THE EXISTENCE OF OBSERVABLE FAILURE.
7. FOR ALTERNATIVE COMPLIANCE, PAVEMENT RESTORATION (MILL AND PAVE) MAY EXTEND TO THE FULL WIDTH OF OF THE IMPACTED TRAVEL LANE(S) WHERE THE STREET DAMAGE FEE WILL BE WAIVED. FOR UNMARKED TRAVEL LANES, THE CENTERLINE OF THE STREET OR INTERSECTION WILL BE CONSIDERED AS A REFERENCE FOR THE EXTENT OF THE LANE WIDTH TO CURB LINE OR POINT OF CURB RETURN (PCR).

SHEET 2 OF 2

REVISION	BY	APPROVED	DATE	CITY OF SAN DIEGO – STANDARD DRAWING	RECOMMENDED BY THE CITY OF SAN DIEGO STANDARDS COMMITTEE
ORIGINAL		R. AMEN	09/23		<b>DRAFT</b>
				<b>PAVEMENT RESTORATION GENERAL NOTES</b>	COORDINATOR R.C.E. 81047 DATE
					DRAWING NUMBER
					<b>SDG-105</b>



**TYPE 1**



**TYPE 2**

SHEET 1 OF 2

REVISION	BY	APPROVED	DATE
ORIGINAL		J.P. CASEY	12489
UPDATED	KA	J. NAGELVOORT	4/13
UPDATED	BB	J. NAGELVOORT	1/14
UPDATED	LS	J. NAGELVOORT	02/16
UPDATED	JN	J. NAGELVOORT	11/17
REDRAFTED	CD	J. NAGELVOORT	09/18
UPDATED	ED	R. AMEN	09/23

CITY OF SAN DIEGO - STANDARD DRAWING

**PAVEMENT RESTORATION FOR ASPHALT CONCRETE SURFACED STREETS - MAJOR EXCAVATION**

RECOMMENDED BY THE CITY OF SAN DIEGO STANDARDS COMMITTEE

**DRAFT**

COORDINATOR R.C.E. 81047 DATE

DRAWING NUMBER **SDG-107**

**TABLE 1**

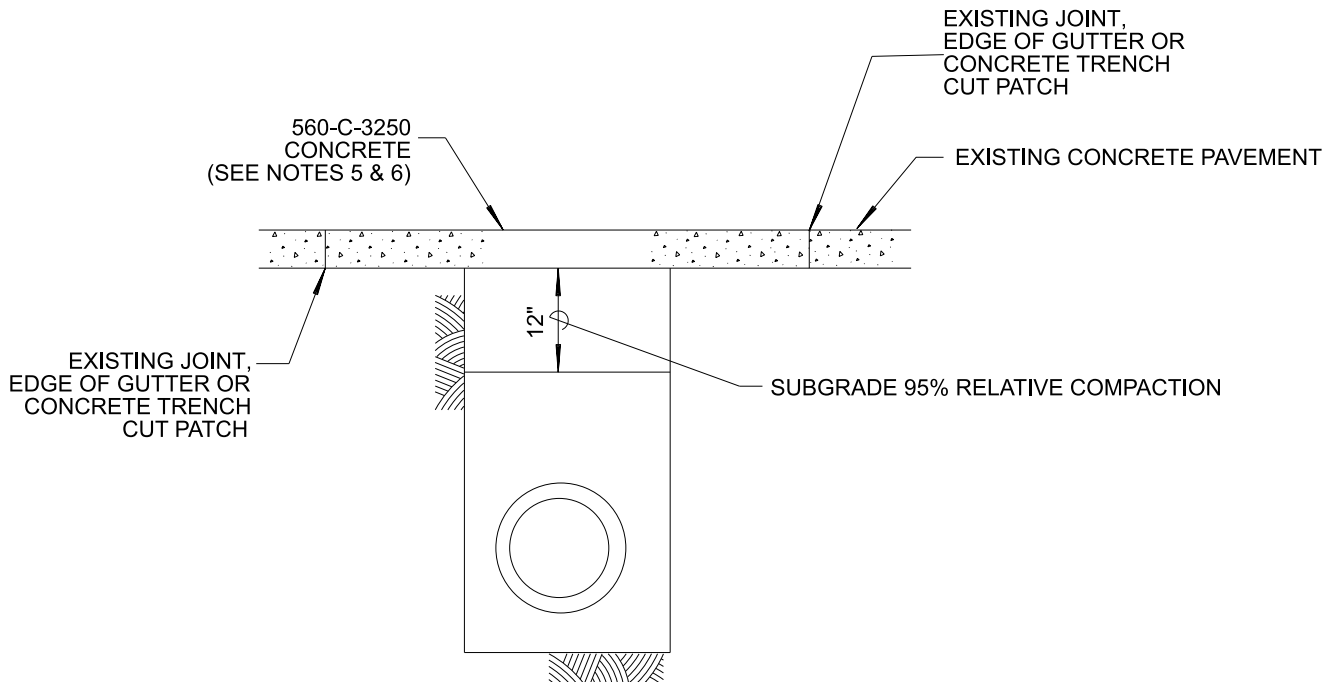
	TYPE 1	TYPE 2
	ASPHALT	ASPHALT PLUS BASE
MIX DESIGN	3/4" TYPE III CLASS B3	3/4" TYPE III CLASS B3 PLUS CLASS II BASE
ALLEYS	8.0"	ASPHALT THICKNESS TO EQUAL
LOCAL THROUGH 4 LANE COLLECTORS	10.0"	EXISTING PLUS 1", MIN 4" TO MAX. 9".
MAJOR	12.0"	COMBINED ASPHALT PLUS BASE 18" MIN.

**NOTES:**

1. ANY STREET TRENCH 7 FEET IN WIDTH OR GREATER AND LONGER THAN 100 FEET IN OVERALL LENGTH SHALL BE RECONSTRUCTED WITH THE PAVEMENT SECTION FOR THE STREET CLASSIFICATION PER SCHEDULE "J" (SDG-113).
2. IN STREETS NOT RECEIVING A FULL WIDTH OVERLAY PRIOR TO ACCEPTANCE, ASPHALT TRENCH CAPS SHALL BE MILLED AS SHOWN AND RESURFACED WITH 1/2" TYPE III CLASS C2 ASPHALT NO LESS THAN 30 CALENDAR DAYS AFTER INITIAL ASPHALT PLACEMENT.
3. IF THE STREET IS NOT SUBJECT TO CURB TO CURB ASPHALT OVERLAY, IT MUST COMPLETE FINAL STREET RESTORATION WITHIN 180 CALENDAR DAYS OF THE TRENCH CAP.
4. WHEN DIRECTED BY CITY ENGINEER OR SHOWN ON THE PLANS, CONCRETE PER SDG-108 (NOTE #5) MAY BE PLACED; A 1/8" - 1/4" WEARING SURFACING OF TYPE III CLASS F ASPHALT CONCRETE WILL BE REQUIRED.
5. ASPHALT OVERLAY THE ENTIRE LENGTH OF THE TRENCH INCLUDING THE INFLUENCE AREA AROUND THE PERIMETER OF THE EXCAVATION PER TABLE 1 IN SDG-105.
  - A. IF THE TRENCH OR EXCAVATION INFLUENCE AREA ENTERS A BICYCLE LANE, THE ENTIRE WIDTH OF THE BICYCLE SHALL BE ASPHALT OVERLAYED AND RESTRIPEDED FOR THE LENGTH OF THE TRENCH INCLUDING EXCAVATION INFLUENCE AREA. REPLACE IN KIND ANY EXISTING DELINEATORS.
6. EXCAVATOR SHALL ASPHALT OVERLAY IN MORATORIUM STREETS UNDER MORATORIUM DUE TO NEW CONSTRUCTION, RECONSTRUCTION, OR ASPHALT OVERLAY WITHIN 180 WORKING DAYS AFTER THE ENGINEER APPROVES THE TRENCH REPAIR.

SHEET 2 OF 2

REVISION	BY	APPROVED	DATE	CITY OF SAN DIEGO – STANDARD DRAWING	RECOMMENDED BY THE CITY OF SAN DIEGO STANDARDS COMMITTEE
ORIGINAL		J.P. CASEY	12489		
UPDATED	KA	J. NAGELVOORT	4/13	<p align="center"><b>PAVEMENT RESTORATION FOR ASPHALT CONCRETE SURFACED STREETS - MAJOR EXCAVATION</b></p>	<p align="center"><b>DRAFT</b></p> <hr/> COORDINATOR R.C.E. 81047 DATE
UPDATED	BB	J. NAGELVOORT	1/14		
UPDATED	LS	J. NAGELVOORT	02/16		
UPDATED	JN	J. NAGELVOORT	11/17		
REDRAFTED	CD	J. NAGELVOORT	09/18		
UPDATED	ED	R. AMEN	10/23		
					DRAWING NUMBER

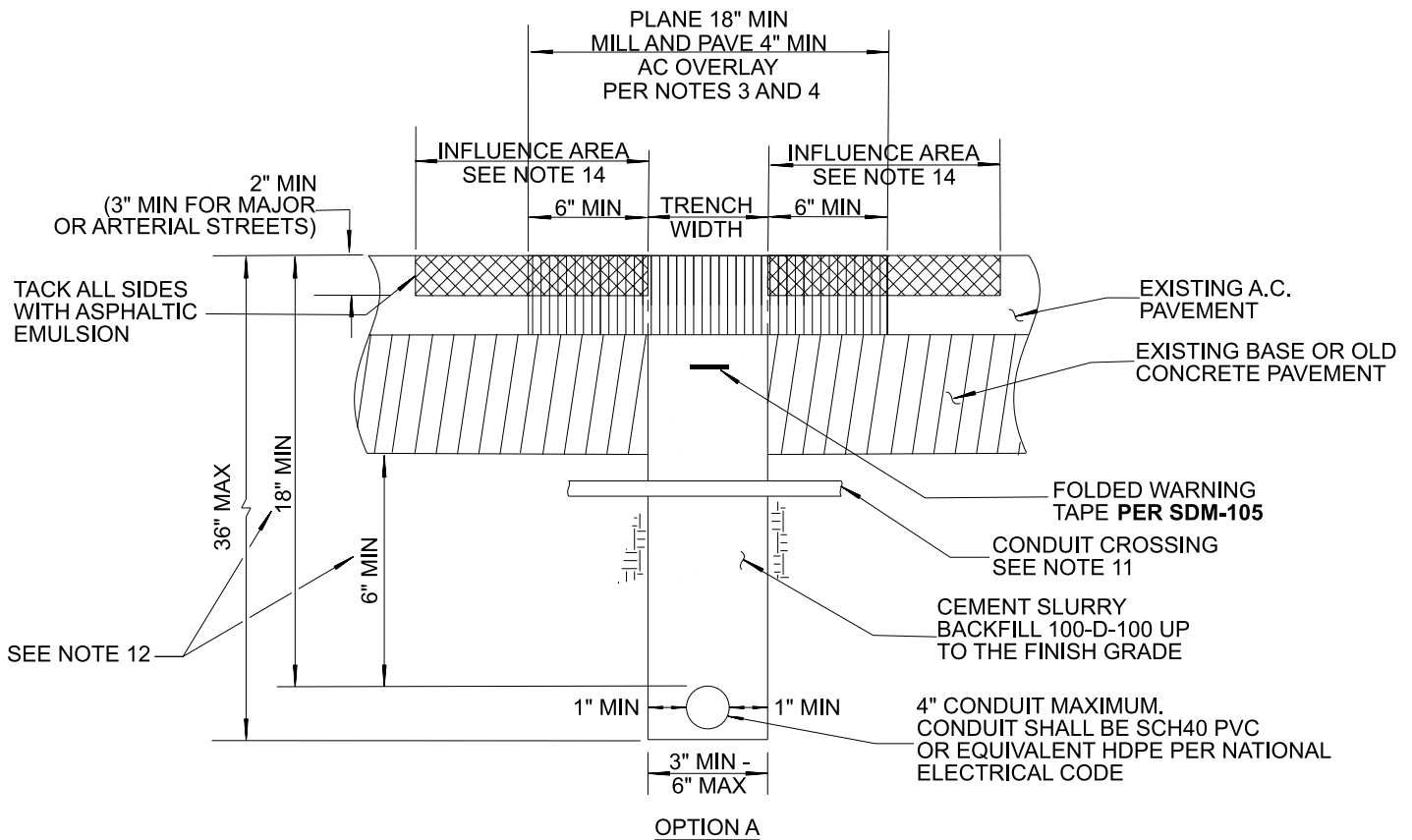


**NOTES:**

1. CONCRETE PAVEMENT RESTORATION SHALL EXTEND BEYOND THE EDGE OF THE TRENCH CUT TO THE NEAREST JOINT (FULL WIDTH OF CONCRETE PANEL, JOINT TO JOINT AROUND THE PERIMETER OF THE EXCAVATION) OR TO THE EDGE OF THE GUTTER. IF NO GUTTER IS PRESENT, EXTEND THE RESTORATION TO THE NEAREST CURB.
  - A. FOR CONCRETE PAVEMENT WITH EXISTING TRENCH CUT PATCHES THAT ARE 4'-0" OR LESS FROM THE EDGE OF THE EXCAVATION, CONCRETE PAVEMENT RESTORATION SHALL INCLUDE REMOVING THE EXISTING TRENCH CUT PATCHES AND REPLACING IT WITHIN THE NEW PCC CONSTRUCTION FOR THE NEW PANEL.
  - B. IF TRENCH CUT IS IN ALLEY APRON, CONCRETE RESTORATION SHALL BE TO THE NEAREST JOINT OR REPLACE ENTIRE ALLEY APRON IF NO JOINT. FOR NON-STANDARD ALLEY, INSTALL NEW CONCRETE PAVEMENT AS NEW JOINTS CAN BE INSTALLED TO THE EXTENTS OF THE RIGHT-OF-WAY.
2. PRIOR TO PLACING CONCRETE, PAVEMENT EDGES SHALL BE TRIMMED TO NEAT HORIZONTAL AND VERTICAL LINES.
3. UNLESS OTHERWISE SPECIFIED, CONCRETE TRENCH COVER SHALL BE A MINIMUM OF 5 1/2" FOR ALLEYS, 7" FOR LOCAL THROUGH FOUR LANE COLLECTOR STREETS AND 9" THICK FOR ALL MAJOR OR GREATER STREET CLASSIFICATIONS.
4. ANY STREET TRENCH 7'-0" IN WIDTH OR GREATER AND LONGER THAN 100'-0" IN LENGTH SHALL BE RECONSTRUCTED WITH THE PAVEMENT SECTION FOR THE STREET CLASSIFICATION **PER SCHEDULE "J" (SDG-113)**. STREET TRENCH SECTIONS 7'-0" IN WIDTH OR GREATER BUT LESS THAN 100'-0" IN OVERALL LENGTH SHALL BE RESURFACED TO A THICKNESS OF 1" GREATER THAN REQUIRED BY NOTE 3 ABOVE.
5. 560-C-3250 CONCRETE TREATED WITH A MINIMUM 2% CALCIUM CHLORIDE SOLUTION IN ACCORDANCE WITH 201-1 OR 650-CW-4000 (W/O CC) CONCRETE MAY BE OPENED TO TRAFFIC 3 DAYS AFTER IT IS PLACED. 650-CW-4000 CONCRETE TREATED IN SAME MANNER (W/CC) MAY BE OPENED TO TRAFFIC 24 HOURS AFTER IT IS PLACED. CONCRETE SPECIFIED BY ALTERNATE CLASS OR OTHERWISE CONTAINING FLY ASH IS NOT ALLOWED.
6. IN FOUR-LANE MAJOR OR GREATER STREETS, AN APPROVED SET ACCELERATING ADMIXTURE SUCH AS CALCIUM CHLORIDE, SHALL BE USED IN THE CONCRETE.
7. FINAL STREET RESTORATION SHALL BE COMPLETED WITHIN 180 CALENDAR DAYS AFTER COMPLETION OF THE TRENCH WORK WITHIN A STREET SEGMENT.

REVISION	BY	APPROVED	DATE	CITY OF SAN DIEGO – STANDARD DRAWING	RECOMMENDED BY THE CITY OF SAN DIEGO STANDARDS COMMITTEE	
ORIGINAL		J.CASEY	01/89		<b>PAVEMENT RESTORATION FOR CONCRETE SURFACED STREETS AND ALLEYS - MAJOR EXCAVATION</b>	<b>DRAFT</b>
UPDATED	KA	J. NAGELVOORT	01/12	COORDINATOR		R.C.E. 81047
UPDATED	BB	J. NAGELVOORT	01/14	DATE		
UPDATED	BB	J. NAGELVOORT	03/15	DRAWING		
REDRAFTED	CD	J. NAGELVOORT	09/18	NUMBER		<b>SDG-108</b>
UPDATED	FM	R. AMEN	09/23			





**NOTES (OPTION A):**

1. NEW TRENCH LOCATION SHALL BE 36 INCHES MINIMUM AND 72 INCHES MAXIMUM FROM LIP OF GUTTER, AND AT LEAST 36 INCHES CLEAR FROM ANY CITY UNDERGROUND FACILITIES.
  - A. THE CONTRACTOR SHALL CONTACT THE ENGINEER TO INSPECT AND APPROVE THE TRAFFIC CONTROL PLAN PRIOR TO START OF EXCAVATION IN A BICYCLE LANE. ENSURE ADEQUATE PROVISIONS HAVE BEEN INCLUDED FOR BICYCLE TRAFFIC INCLUDING BICYCLE DETOURS, IF APPLICABLE.
  - B. WHEN THE TRENCH AND/OR INFLUENCE AREA IS LOCATED WITHIN THE BICYCLE LANE, THE CONTRACTOR MUST PAVE THE FULL WIDTH OF THE BICYCLE LANE TO THE FACE OF CURB (I.E. GRIND AND OVERLAY) WITHIN SEVEN (7) CALENDAR DAYS OF AFTER THE INITIAL EXCAVATION. AT NO TIME SHALL A PARALLEL CUT OR SEAM EXIST IN THE BICYCLE LANE AS A FINAL RESTORATION.
  - C. THE CONTRACTOR SHALL PERFORM TRENCHING IN THE BICYCLE LANE IN ROAD SEGMENTS NOT TO EXCEED 500 LINEAR FEET PER SEGMENT. THE CONTRACTOR SHALL FULLY COMPLETE THE WORK ON EACH SEGMENT PRIOR TO STARTING THE NEXT SEGMENT.
2. CEMENT SLURRY BACKFILL SHALL BE THOROUGHLY CONSOLIDATED, HAVE A MAXIMUM SLUMP OF 4 INCHES. FLY ASH MEETING THE REQUIREMENTS OF 201-1.2.5.3 MAY BE ADDED (NOT AS A SUBSTITUTE) TO THE MINIMUM CEMENT REQUIREMENTS. SLURRY COMBINED GRADING SHALL MEET REQUIREMENTS OF 201-1.3.2 (A) GRADING D.
3. BALL DROP TEST PER ASTM D6024 SHALL BE PERFORMED ON SLURRY AND ACHIEVE A MAXIMUM INDENTATION DIAMETER OF 3 INCHES PRIOR TO PLACEMENT OF ASPHALT CONCRETE. SLURRY PLACED IN NARROW TRENCHES WHERE BALL DROP TEST CANNOT BE PERFORMED SHALL BE CURED A MINIMUM OF 48 HOURS PRIOR TO PLACEMENT OF ASPHALT CONCRETE. PERMANENT RESURFACING SHALL BE COMPLETED IN NO MORE THAN 7 DAYS AFTER PLACEMENT OF CEMENT SLURRY.

SEE ADDITIONAL NOTES ON SHEET 2

SHEET 1 OF 6

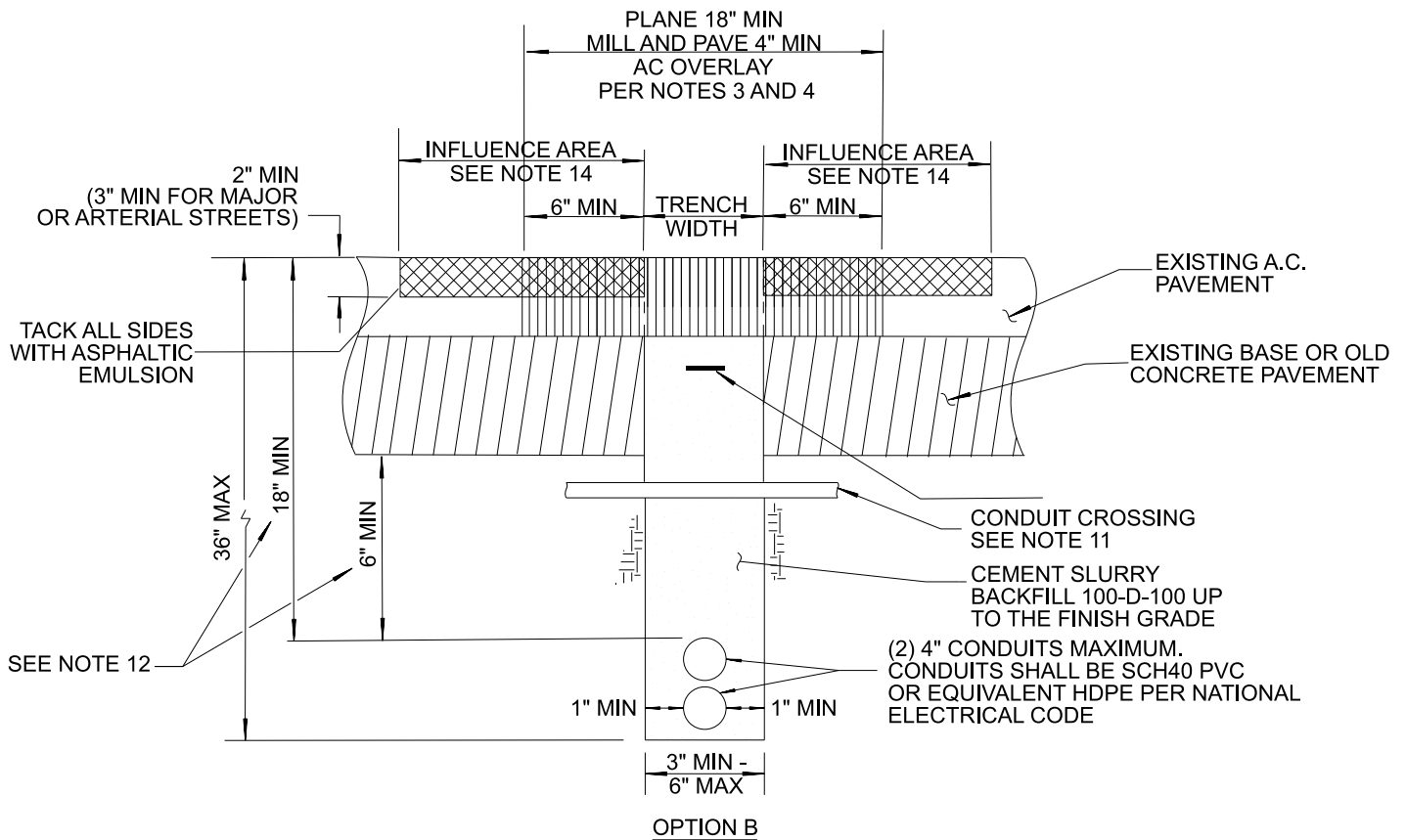
REVISION	BY	APPROVED	DATE	CITY OF SAN DIEGO - STANDARD DRAWING		RECOMMENDED BY THE CITY OF SAN DIEGO STANDARDS COMMITTEE	
ORIGINAL		BAHMANIAN	04/86	<b>PAVEMENT RESTORATION FOR ASPHALT CONCRETE SURFACED STREETS - MINOR EXCAVATION OPTION A - ONE CONDUIT</b>		<b>DRAFT</b>	
UPDATED	AA	J. NAGELVOORT	02/16			COORDINATOR R.C.E. 81047 DATE	
UPDATED	LS	M. GIBSON	05/17			DRAWING NUMBER <b>SDG-117A</b>	
REDRAFTED	CD	J. NAGELVOORT	09/18				
UPDATED	LS	J. NAGELVOORT	04/21				
UPDATED	RC	R. AME	10/23				

**NOTES (CONTINUED FOR OPTION A):**

4. DURING PLACEMENT, CONCAVE SLURRY SURFACE WITH A SHOVEL TO 1/2 INCH - 1 INCH DEPTH.
5. MINIMUM SPECIFIED SEPARATIONS MUST BE MAINTAINED UNTIL SLURRY HAS FULLY CURED. IT IS THE RESPONSIBILITY OF THE CONTRACTOR TO ENSURE THE CONDUIT DOES NOT SHIFT HORIZONTALLY OR FLOAT VERTICALLY IN THE TRENCH DURING THE APPLICATION OF THE SLURRY. SPOT POUR ONE SACK SLURRY OVER CONDUIT AT 25 FOOT INTERVALS TO PREVENT CONDUIT FROM FLOATING.
6. CUTS SHALL BE STRAIGHT. EXISTING A.C. PAVEMENT WILL NOT REQUIRE SAW CUTTING WHEN USING ROCKWHEEL FOR EXCAVATION PROVIDED THAT A SMOOTH SURFACE IS PRODUCED.
7. TRENCH SHALL BE MILLED TO A DEPTH OF 4 INCHES A MINIMUM OF 18 INCHES WIDE OR 12 INCHES WIDER THAN TRENCH WIDTH, WHICHEVER IS GREATER, AND RESURFACED WITH 1/2 INCH TYPE III CLASS C2 ASPHALT.
8. WHEN PCC TRENCH RESURFACING IS DIRECTED BY CITY ENGINEER, SHOWN ON THE PLANS, OR REQUIRED FOR A PCC SURFACED STREET, FOR ASPHALT STREETS SEE SDG-107 (NOTE #3) AND FOR CONCRETE SURFACED STREETS SEE SDG-108.
9. SDG-117A SHALL BE USED FOR THE PLACEMENT OF ONE CONDUIT. FOR THE PLACEMENT OF TWO CONDUITS USE SDG-117B AND FOR PLACEMENT OF THREE OR MORE CONDUITS USE SDG-117C OR SDG-119.
10. ALLOW THREE HOURS MINIMUM FOR ONE SACK SLURRY TRENCH BACKFILL CURE TIME FOR TRENCHES PARALLEL TO THE STREET BEFORE OPENING TO TRAFFIC.
11. SLEEVE EXISTING CONDUITS AT CROSSING.
12. TOP OF CONDUIT SHALL BE 18 INCHES MINIMUM FROM TOP OF PAVEMENT OR 6 INCHES MINIMUM FROM BOTTOM OF PAVEMENT SECTION, WHICHEVER IS GREATER.
13. CLEARANCE SEPARATIONS BETWEEN DRY AND WET UTILITIES PER CALIFORNIA PUBLIC UTILITY CODE GENERAL ORDER 128 SHALL BE MAINTAINED.
14. ASPHALT OVERLAY THE ENTIRE LENGTH OF THE TRENCH INCLUDING THE INFLUENCE AREA AROUND THE PERIMETER OF THE EXCAVATION PER TABLE 1 IN SDG-105.
  - A. IF THE TRENCH OR EXCAVATION INFLUENCE AREA ENTERS A BICYCLE LANE, THE ENTIRE WIDTH OF THE BICYCLE SHALL BE ASPHALT OVERLAYED AND RESTRIPEDED FOR THE LENGTH OF THE TRENCH INCLUDING EXCAVATION INFLUENCE AREA. REPLACE IN KIND ANY EXISTING DELINEATORS.

SHEET 2 OF 6

REVISION	BY	APPROVED	DATE	CITY OF SAN DIEGO – STANDARD DRAWING  <b>PAVEMENT RESTORATION FOR ASPHALT CONCRETE SURFACED STREETS - MINOR EXCAVATION OPTION A - ONE CONDUIT</b>	RECOMMENDED BY THE CITY OF SAN DIEGO STANDARDS COMMITTEE
ORIGINAL		BAHMANIAN	0486		<b>DRAFT</b>
UPDATED	AA	J. NAGELVOORT	02/16		COORDINATOR R.C.E. 81047 DATE
UPDATED	LS	M. GIBSON	05/17		<b>SDG-117A</b>
REDRAFTED	CD	J. NAGELVOORT	09/18		
UPDATED	LS	J. NAGELVOORT	04/21		
UPDATED	RC	R. AMEN	10/23		



**NOTES (OPTION B):**

1. NEW TRENCH LOCATION SHALL BE 36 INCHES MINIMUM AND 72 INCHES MAXIMUM FROM LIP OF GUTTER, AND AT LEAST 36 INCHES CLEAR FROM ANY CITY UNDERGROUND FACILITIES.
  - A. THE CONTRACTOR SHALL CONTACT THE ENGINEER TO INSPECT AND APPROVE THE TRAFFIC CONTROL PLAN PRIOR TO START OF EXCAVATION IN A BICYCLE LANE. ENSURE ADEQUATE PROVISIONS HAVE BEEN INCLUDED FOR BICYCLE TRAFFIC INCLUDING BICYCLE DETOURS, IF APPLICABLE.
  - B. WHEN THE TRENCH AND/OR INFLUENCE AREA IS LOCATED WITHIN THE BICYCLE LANE, THE CONTRACTOR MUST PAVE THE FULL WIDTH OF THE BICYCLE LANE TO THE FACE OF CURB (I.E. GRIND AND OVERLAY) WITHIN SEVEN (7) CALENDAR DAYS OF AFTER THE INITIAL EXCAVATION. AT NO TIME SHALL A PARALLEL CUT OR SEAM EXIST IN THE BICYCLE LANE AS A FINAL RESTORATION.
  - C. THE CONTRACTOR SHALL PERFORM TRENCHING IN THE BICYCLE LANE IN ROAD SEGMENTS NOT TO EXCEED 500 LINEAR FEET PER SEGMENT. THE CONTRACTOR SHALL FULLY COMPLETE THE WORK ON EACH SEGMENT PRIOR TO STARTING THE NEXT SEGMENT.
2. CEMENT SLURRY BACKFILL SHALL BE THOROUGHLY CONSOLIDATED, HAVE A MAXIMUM SLUMP OF 4 INCHES. FLY ASH MEETING THE REQUIREMENTS OF 201-1.2.5.3 MAY BE ADDED (NOT AS A SUBSTITUTE) TO THE MINIMUM CEMENT REQUIREMENTS. SLURRY COMBINED GRADING SHALL MEET REQUIREMENTS OF 201-1.3.2 (A) GRADING D.
3. BALL DROP TEST PER ASTM D6024 SHALL BE PERFORMED ON SLURRY AND ACHIEVE A MAXIMUM INDENTATION DIAMETER OF 3 INCHES PRIOR TO PLACEMENT OF ASPHALT CONCRETE. SLURRY PLACED IN NARROW TRENCHES WHERE BALL DROP TEST CANNOT BE PERFORMED SHALL BE CURED A MINIMUM OF 48 HOURS PRIOR TO PLACEMENT OF ASPHALT CONCRETE. PERMANENT RESURFACING SHALL BE COMPLETED IN NO MORE THAN 7 DAYS AFTER PLACEMENT OF CEMENT SLURRY.

SEE ADDITIONAL NOTES ON SHEET 4

SHEET 3 OF 6

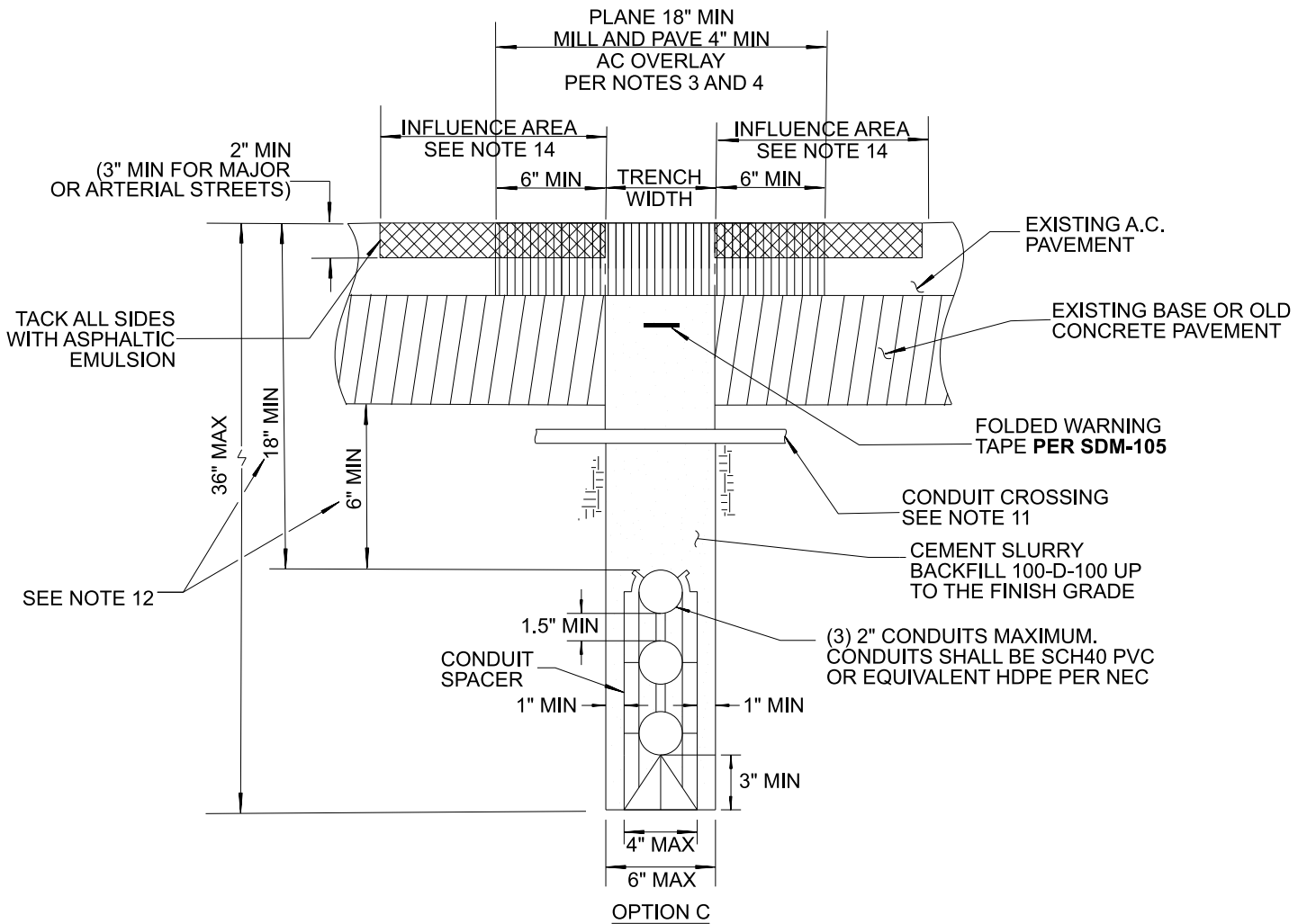
REVISION	BY	APPROVED	DATE	CITY OF SAN DIEGO - STANDARD DRAWING	RECOMMENDED BY THE CITY OF SAN DIEGO STANDARDS COMMITTEE
ORIGINAL		BAHMANIAN	04/86		
UPDATED	AA	J. NAGELVOORT	02/16		
UPDATED	LS	M. GIBSON	05/17		
REDRAFTED	CD	J. NAGELVOORT	09/18		
UPDATED	LS	J. NAGELVOORT	04/21		
UPDATED	RC	R. AMEN	10/23		
				DRAWING NUMBER	<b>SDG-117B</b>

**NOTES (CONTINUED FOR OPTION B):**

4. DURING PLACEMENT, CONCAVE SLURRY SURFACE WITH A SHOVEL TO 1/2 INCH - 1 INCH DEPTH.
5. MINIMUM SPECIFIED SEPARATIONS MUST BE MAINTAINED UNTIL SLURRY HAS FULLY CURED. IT IS THE RESPONSIBILITY OF THE CONTRACTOR TO ENSURE THE CONDUIT DOES NOT SHIFT HORIZONTALLY OR FLOAT VERTICALLY IN THE TRENCH DURING THE APPLICATION OF THE SLURRY. SPOT POUR ONE SACK SLURRY OVER CONDUIT AT 25 FOOT INTERVALS TO PREVENT CONDUIT FROM FLOATING.
6. CUTS SHALL BE STRAIGHT. EXISTING A.C. PAVEMENT WILL NOT REQUIRE SAW CUTTING WHEN USING ROCKWHEEL FOR EXCAVATION PROVIDED THAT A SMOOTH SURFACE IS PRODUCED.
7. TRENCH SHALL BE MILLED TO A DEPTH OF 4 INCHES AND A MINIMUM OF 18 INCHES WIDE OR 12 INCHES WIDER THAN TRENCH WIDTH, WHICHEVER IS GREATER, AND RESURFACED WITH 1/2 INCH TYPE III CLASS C2 ASPHALT.
8. WHEN PCC PAVEMENT RESTORATION IS DIRECTED BY CITY ENGINEER, SHOWN ON THE PLANS, OR REQUIRED FOR A PCC SURFACED STREET, FOR ASPHALT STREETS SEE SDG-107 (NOTE #3) AND FOR CONCRETE SURFACED STREETS SEE SDG-108.
9. SDG-117A SHALL BE USED FOR THE PLACEMENT OF ONE CONDUIT. FOR THE PLACEMENT OF TWO CONDUITS USE SDG-117B AND FOR PLACEMENT OF THREE OR MORE CONDUITS USE SDG-117C OR SDG-119.
10. ALLOW THREE HOURS MINIMUM FOR ONE SACK SLURRY TRENCH BACKFILL CURE TIME FOR TRENCHES PARALLEL TO THE STREET BEFORE OPENING TO TRAFFIC.
11. SLEEVE EXISTING CONDUITS AT CROSSING.
12. TOP OF CONDUIT SHALL BE 18 INCHES MINIMUM FROM TOP OF PAVEMENT OR 6 INCHES MINIMUM FROM BOTTOM OF PAVEMENT SECTION, WHICHEVER IS GREATER.
13. CLEARANCE SEPARATIONS BETWEEN DRY AND WET UTILITIES PER CALIFORNIA PUBLIC UTILITY CODE GENERAL ORDER 128 SHALL BE MAINTAINED.
14. ASPHALT OVERLAY THE ENTIRE LENGTH OF THE TRENCH INCLUDING THE INFLUENCE AREA AROUND THE PERIMETER OF THE EXCAVATION PER TABLE 1 IN SDG-105.
  - A. IF THE TRENCH OR EXCAVATION INFLUENCE AREA ENTERS A BICYCLE LANE, THE ENTIRE WIDTH OF THE BICYCLE SHALL BE ASPHALT OVERLAYED AND RESTRIPEDED FOR THE LENGTH OF THE TRENCH INCLUDING EXCAVATION INFLUENCE AREA. REPLACE IN KIND ANY EXISTING DELINEATORS.

SHEET 4 OF 6

REVISION	BY	APPROVED	DATE	CITY OF SAN DIEGO – STANDARD DRAWING  <b>PAVEMENT RESTORATION FOR ASPHALT CONCRETE SURFACE STREETS - MINOR EXCAVATION OPTION B - TWO CONDUITS</b>	RECOMMENDED BY THE CITY OF SAN DIEGO STANDARDS COMMITTEE
ORIGINAL		BAHMANIAN	0486		<b>DRAFT</b>
UPDATED	AA	J. NAGELVOORT	02/16		COORDINATOR R.C.E. 81047 DATE
UPDATED	LS	M. GIBSON	05/17		<b>SDG-117B</b>
REDRAFTED	CD	J. NAGELVOORT	0918		
UPDATED	LS	J. NAGELVOORT	0421		
UPDATED	RC	R. AMEN	1023		



**NOTES (OPTION C):**

1. NEW TRENCH LOCATION SHALL BE 36 INCHES MINIMUM AND 72 INCHES MAXIMUM FROM LIP OF GUTTER, AND AT LEAST 36 INCHES CLEAR FROM ANY CITY UNDERGROUND FACILITIES.
  - A. THE CONTRACTOR SHALL CONTACT THE ENGINEER TO INSPECT AND APPROVE THE TRAFFIC CONTROL PLAN PRIOR TO START OF EXCAVATION IN A BICYCLE LANE. ENSURE ADEQUATE PROVISIONS HAVE BEEN INCLUDED FOR BICYCLE TRAFFIC INCLUDING BICYCLE DETOURS, IF APPLICABLE.
  - B. WHEN THE TRENCH AND/OR INFLUENCE AREA IS LOCATED WITHIN THE BICYCLE LANE, THE CONTRACTOR MUST PAVE THE FULL WIDTH OF THE BICYCLE LANE TO THE FACE OF CURB (I.E. GRIND AND OVERLAY) WITHIN SEVEN (7) CALENDAR DAYS OF AFTER THE INITIAL EXCAVATION. AT NO TIME SHALL A PARALLEL CUT OR SEAM EXIST IN THE BICYCLE LANE AS A FINAL RESTORATION.
  - D. THE CONTRACTOR SHALL PERFORM TRENCHING IN THE BICYCLE LANE IN ROAD SEGMENTS NOT TO EXCEED 500 LINEAR FEET PER SEGMENT. THE CONTRACTOR SHALL FULLY COMPLETE THE WORK ON EACH SEGMENT PRIOR TO STARTING THE NEXT SEGMENT.
2. CEMENT SLURRY BACKFILL SHALL BE THOROUGHLY CONSOLIDATED, HAVE A MAXIMUM SLUMP OF 4 INCHES. FLY ASH MEETING THE REQUIREMENTS OF 201-1.2.5.3 MAY BE ADDED (NOT AS A SUBSTITUTE) TO THE MINIMUM CEMENT REQUIREMENTS. SLURRY COMBINED GRADING SHALL MEET REQUIREMENTS OF 201-1.3.2 (A) GRADING D.

SEE ADDITIONAL NOTES ON SHEET 6

SHEET 5 OF 6

REVISION	BY	APPROVED	DATE	CITY OF SAN DIEGO - STANDARD DRAWING	RECOMMENDED BY THE CITY OF SAN DIEGO STANDARDS COMMITTEE
ORIGINAL		BAHMANIAN	04/86	<b>PAVEMENT RESTORATION FOR ASPHALT CONCRETE SURFACED STREETS - MINOR EXCAVATION OPTION C - THREE CONDUITS</b>	<b>DRAFT</b>
UPDATED	AA	J. NAGELVOORT	02/16		COORDINATOR    R.C.E. 81047    DATE
UPDATED	LS	M. GIBSON	05/17		
REDRAFTED	CD	J. NAGELVOORT	09/18		
UPDATED	LS	J. NAGELVOORT	04/21		DRAWING
UPDATED	RC	R. AMEN	10/23		NUMBER
					<b>SDG-117C</b>

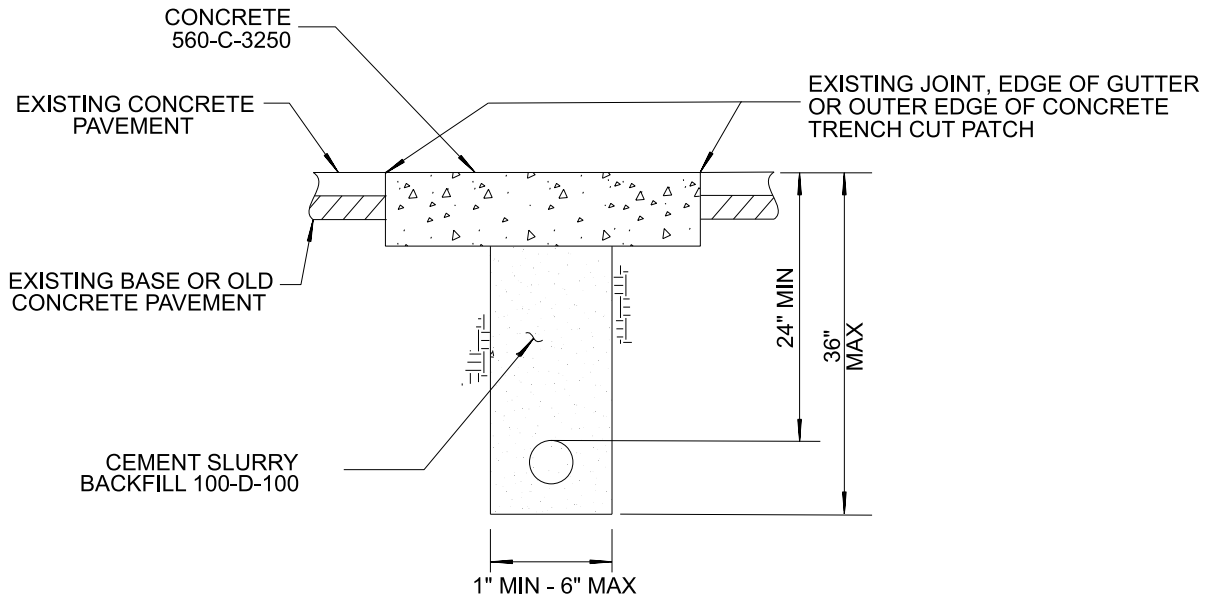


**NOTES (CONTINUED FOR OPTION C):**

3. BALL DROP TEST PER ASTM D6024 SHALL BE PERFORMED ON SLURRY AND ACHIEVE A MAXIMUM INDENTATION DIAMETER OF 3 INCHES PRIOR TO PLACEMENT OF ASPHALT CONCRETE. SLURRY PLACED IN NARROW TRENCHES WHERE BALL DROP TEST CANNOT BE PERFORMED SHALL BE CURED A MINIMUM OF 48 HOURS PRIOR TO PLACEMENT OF ASPHALT CONCRETE. PERMANENT RESURFACING SHALL BE COMPLETED IN NO MORE THAN 7 DAYS AFTER PLACEMENT OF CEMENT SLURRY.
4. DURING PLACEMENT, CONCAVE SLURRY SURFACE WITH A SHOVEL TO 1/2 INCH - 1 INCH DEPTH.
5. MINIMUM SPECIFIED SEPARATIONS MUST BE MAINTAINED UNTIL SLURRY HAS FULLY CURED. IT IS THE RESPONSIBILITY OF THE CONTRACTOR TO ENSURE THE CONDUIT DOES NOT SHIFT HORIZONTALLY OR FLOAT VERTICALLY IN THE TRENCH DURING THE APPLICATION OF THE SLURRY. SPOT POUR ONE SACK SLURRY OVER CONDUIT AT 25 FOOT INTERVALS TO PREVENT CONDUIT FROM FLOATING.
6. CUTS SHALL BE STRAIGHT. EXISTING A.C. PAVEMENT WILL NOT REQUIRE SAW CUTTING WHEN USING ROCKWHEEL FOR EXCAVATION PROVIDED THAT A SMOOTH SURFACE IS PRODUCED.
7. TRENCH SHALL BE MILLED TO A DEPTH OF 4 INCHES AND A MINIMUM OF 18 INCHES WIDE OR 12 INCHES WIDER THAN TRENCH WIDTH, WHICHEVER IS GREATER, AND RESURFACED WITH 1/2 INCH TYPE III CLASS C2 ASPHALT.
8. WHEN PCC TRENCH RESURFACING IS DIRECTED BY CITY ENGINEER, SHOWN ON THE PLANS, OR REQUIRED FOR A PCC SURFACED STREET, FOR ASPHALT STREETS **SEE SDG-107** (NOTE #3) AND FOR CONCRETE SURFACED STREETS **SEE SDG-108**.
9. FOR PLACEMENT OF ADDITIONAL CONDUITS THAT EXCEED THE MAXIMUM ALLOWABLE TRENCH DIMENSIONS IN **SDG-117C** USE **SDG-119**.
10. ALLOW THREE HOURS MINIMUM FOR ONE SACK SLURRY TRENCH BACKFILL CURE TIME FOR TRENCHES PARALLEL TO THE STREET BEFORE OPENING TO TRAFFIC.
11. SLEEVE EXISTING CONDUITS AT CROSSING.
12. TOP OF CONDUIT SHALL BE 18" MINIMUM FROM TOP OF PAVEMENT OR 6" MINIMUM FROM BOTTOM OF PAVEMENT SECTION, WHICHEVER IS GREATER.
13. CONDUIT DUCT SPACERS SHALL BE USED TO MAINTAIN A 3 INCH MINIMUM SEPARATION FROM THE BOTTOM OF THE TRENCH AND 1 INCH SEPARATIONS FROM THE SIDES OF THE TRENCH TO INSURE SLURRY ENCAPSULATION OF THE CONDUIT PACKAGE.
14. SPACERS SHALL BE PLACED EVERY 6 FEET ON CENTER ALONG THE ALIGNMENT OF THE CONDUIT.
15. CLEARANCE SEPARATIONS BETWEEN DRY AND WET UTILITIES PER CALIFORNIA PUBLIC UTILITY CODE GENERAL ORDER 128 SHALL BE MAINTAINED.
16. ASPHALT OVERLAY THE ENTIRE LENGTH OF THE TRENCH INCLUDING THE INFLUENCE AREA AROUND THE PERIMETER OF THE EXCAVATION PER TABLE 1 IN SDG-105.
  - A. IF THE TRENCH OR EXCAVATION INFLUENCE AREA ENTERS A BICYCLE LANE, THE ENTIRE WIDTH OF THE BICYCLE SHALL BE ASPHALT OVERLAYED AND RESTRIPEDED FOR THE LENGTH OF THE TRENCH INCLUDING EXCAVATION INFLUENCE AREA. REPLACE IN KIND ANY EXISTING DELINEATORS.

SHEET 6 OF 6

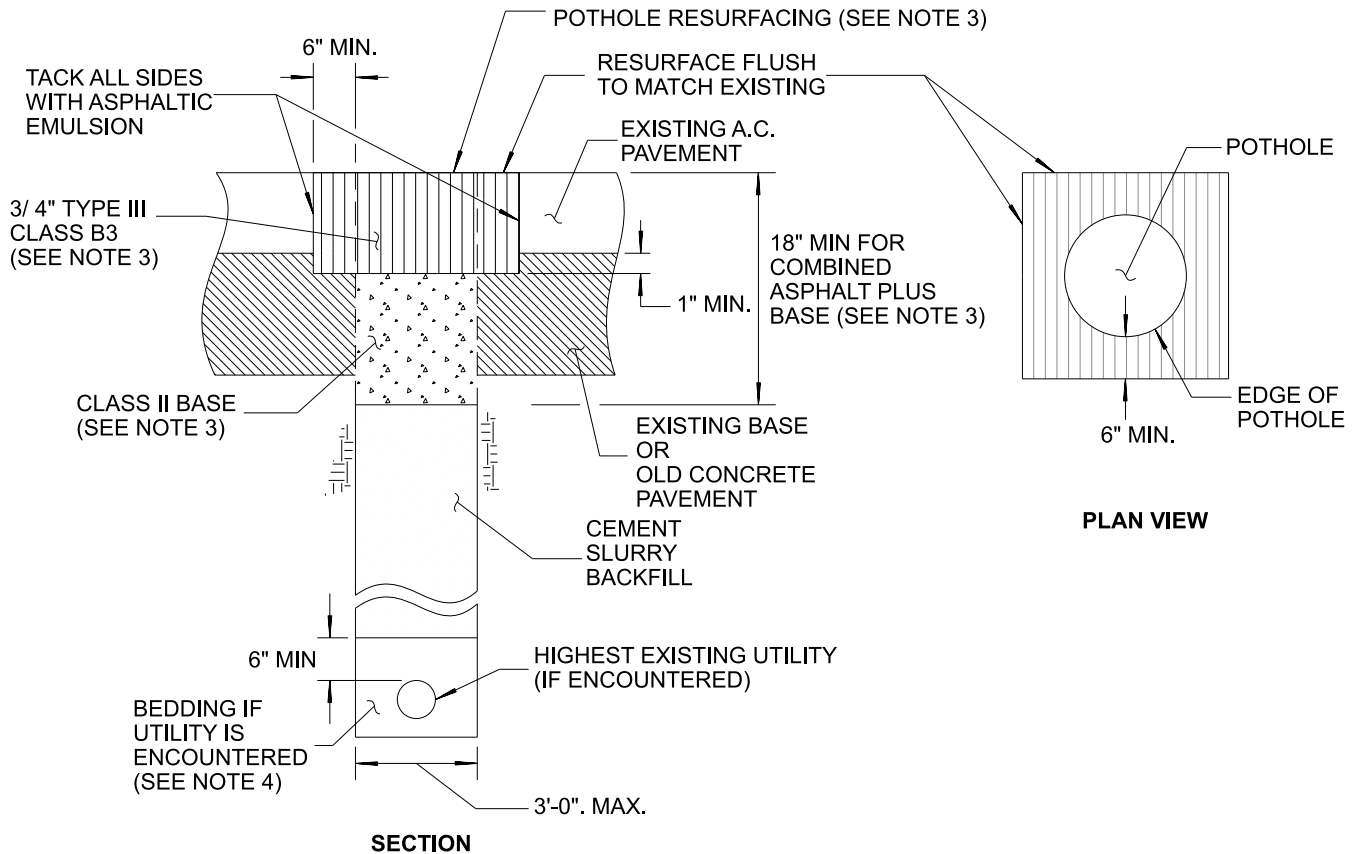
REVISION	BY	APPROVED	DATE	CITY OF SAN DIEGO – STANDARD DRAWING  <b>PAVEMENT RESTORATION FOR ASPHALT CONCRETE SURFACED STREETS - MINOR EXCAVATION OPTION C - THREE CONDUITS</b>	RECOMMENDED BY THE CITY OF SAN DIEGO STANDARDS COMMITTEE
ORIGINAL		BAHMANIAN	0486		<b>DRAFT</b>
UPDATED	AA	J. NAGELVOORT	02/16		COORDINATOR R.C.E. 81047 DATE
UPDATED	LS	M. GIBSON	05/17		<b>SDG-117C</b>
REDRAFTED	CD	J. NAGELVOORT	09/18		
UPDATED	LS	J. NAGELVOORT	04/21		
UPDATED	RC	R. AMEN	10/23		



**NOTES:**

1. CEMENT SLURRY BACKFILL SHALL BE THOROUGHLY CONSOLIDATED, HAVE A MAXIMUM SLUMP OF 4 INCHES, AND MAY CONTAIN 30% MAXIMUM 3/8" ROCK.
2. CONCRETE SHALL BE PLACED AND FINISHED IN ACCORDANCE WITH 306-6. CONCRETE MAY BE PLACED IMMEDIATELY FOLLOWING SLURRY BACKFILL
3. CONCRETE TRENCH COVER SHALL BE A MINIMUM OF 5 1/2" THICK IN ALLEY OR LOCAL RESIDENTIAL STREETS AND 7" THICK IN ALL OTHER STREETS. **SEE NOTE #5 IN SDG-108** FOR CONCRETE CLASS OPTIONS AND CURING REQUIREMENTS.
4. EXISTING CONCRETE PAVEMENT WILL REQUIRE SAW CUTTING.
5. FOR ELECTRICAL SUPPLY CABLES, SEE CALIFORNIA PUBLIC UTILITY COMMISSION GENERAL ORDER NO. 128, RULE 33.4 CLEARANCES AND DEPTHS.
6. FOR DRY UTILITIES (ELECTRICAL, COMMUNICATION, GAS, ETC.) **SEE SDG-119**.
7. CONCRETE PAVEMENT RESTORATION SHALL EXTEND BEYOND THE EDGE OF THE TRENCH CUT TO THE NEAREST JOINT (FULL WIDTH OF CONCRETE PANEL, JOINT TO JOINT AROUND THE PERIMETER OF THE EXCAVATION).
  - A. FOR CONCRETE PAVEMENT WITH EXISTING TRENCH CUT PATCHES, CONCRETE PAVEMENT RESTORATION SHALL INCLUDE THE EXISTING TRENCH CUT PATCHES, IF THOSE PATCHES ARE WITHIN 4'-0" OF THE PROPOSED CONCRETE PANEL.
  - B. IF THE TRENCH CUT IS IN ALLEY APRON, CONCRETE RESTORATION SHALL BE TO THE NEAREST JOINT OR REPLACE ENTIRE ALLEY APRON IF NO JOINT. FOR NON-STANDARD ALLEY, INSTALL NEW CONCRETE PAVEMENT AS NEW JOINT CAN BE INSTALLED TO THE EXTEND OF THE RIGHT-OF-WAY.
8. FINAL STREET RESTORATION SHALL BE COMPLETED WITHIN 180 CALENDAR DAYS AFTER COMPLETION OF TRENCH WORK WITHIN A STREET SEGMENT.

REVISION	BY	APPROVED	DATE	CITY OF SAN DIEGO – STANDARD DRAWING	RECOMMENDED BY THE CITY OF SAN DIEGO STANDARDS COMMITTEE	
ORIGINAL		BAHMANIAN	04/86		<b>PAVEMENT RESTORATION FOR CONCRETE SURFACED STREETS AND ALLEYS - MINOR EXCAVATION</b>	<b>DRAFT</b>
UPDATED	KA	J. NAGELVOORT	08/13	COORDINATOR		R.C.E. 81047
UPDATED	AB	J. NAGELVOORT	02/16	DATE		
REDRAFTED	CD	J. NAGELVOORT	09/18	DRAWING		<b>SDG-118</b>
UPDATED	HE	R. AMEN	10/23	NUMBER		



**NOTES:**

1. CEMENT SLURRY BACKFILL SHALL BE THOROUGHLY CONSOLIDATED, AND HAVE A MAXIMUM SLUMP OF 4 INCHES. FLY ASH MEETING THE REQUIREMENTS OF 201-1.2.5.3 MAY BE ADDED (NOT AS A SUBSTITUTE) TO THE MINIMUM CEMENT REQUIREMENTS. SLURRY COMBINED GRADING SHALL MEET REQUIREMENTS OF 201-1.3.2 GRADING D. CEMENT SLURRY BACKFILL SHALL BE 100-D-100.
2. SLURRY SHALL BE CURED A MINIMUM OF 48 HOURS PRIOR TO PLACEMENT OF CLASS II BASE AND ASPHALT CONCRETE. RESURFACING SHALL BE COMPLETED IN NO MORE THAN 7 DAYS AFTER PLACEMENT OF CEMENT SLURRY.
3. ALL ASPHALT STREET RESURFACING SHALL EXTEND A MINIMUM OF 6 INCHES BEYOND EDGE OF POTHOLE OR EXPLORATORY EXCAVATION, AS SHOWN. ASPHALT THICKNESS TO EQUAL EXISTING AC PAVEMENT PLUS 1 INCH (4 INCHES MINIMUM TO 9 INCHES MAXIMUM). COMBINED ASPHALT PLUS BASE SHALL BE 18 INCHES MINIMUM.
4. IF UTILITY IS ENCOUNTERED, AS LISTED BELOW, PLACE BEDDING A MINIMUM OF 6 INCHES ABOVE UTILITY.
  - A. WATER UTILITY: SE 50 SAND
  - B. SEWER UTILITY: 3/ 8" MAXIMUM AGGREGATE
  - C. DRY UTILITY: SE 50 SAND
5. FOR PCC SURFACED STREETS, **SEE SDG-108** FOR RESURFACING. FOR POTHOLE AND EXPLORATORY EXCAVATION LARGER THAN 3'-0" ON ASPHALT CONCRETE SURFACED STREETS, SEE SDG-107 FOR RESURFACING.
6. POTHOLE OR EXPLORATORY EXCAVATION IN BIKE LANES SHALL BE APPROVED BY THE CITY. IF APPROVED, THE ENTIRE WIDTH OF THE BIKE LANE SHALL BE RESURFACED, AT A MINIMUM LENGTH OF 6 FEET.
7. TEMPORARY RESURFACING IS ALLOWED IF CONSTRUCTION WILL BE PERFORMED WITHIN 60 DAYS AFTER POTHOLING WORK, IF POTHOLE OR EXPLORATORY EXCAVATION IS WITHIN THE NEW TRENCH LIMITS, AND **IF APPROVED BY THE CITY**. MATERIAL FOR TEMPORARY RESURFACING **SHALL BE APPROVED BY THE CITY**. SEE NOTE 3 FOR LIMITS AND DEPTH.
8. PAVEMENT CORES SHALL NOT BE GREATER THAN 3'-0" IN DIAMETER, AND SHALL NOT BE SPACED CLOSER THAN 3 FEET BETWEEN CORES, EDGE TO EDGE.
9. SEE SHEET 2 FOR TYPE B - KEYHOLE METHOD.

SHEET 1 OF 2

REVISION	BY	APPROVED	DATE
ORIGINAL	CD	J. NAGELVOORT	11/17
UPDATED	CD	J. NAGELVOORT	09/18
UPDATED	FM	R. AMEN	09/23

CITY OF SAN DIEGO - STANDARD DRAWING

**36" AND SMALLER POTHOLE AND EXPLORATORY EXCAVATION - TYPE A PAVEMENT REPAIR**

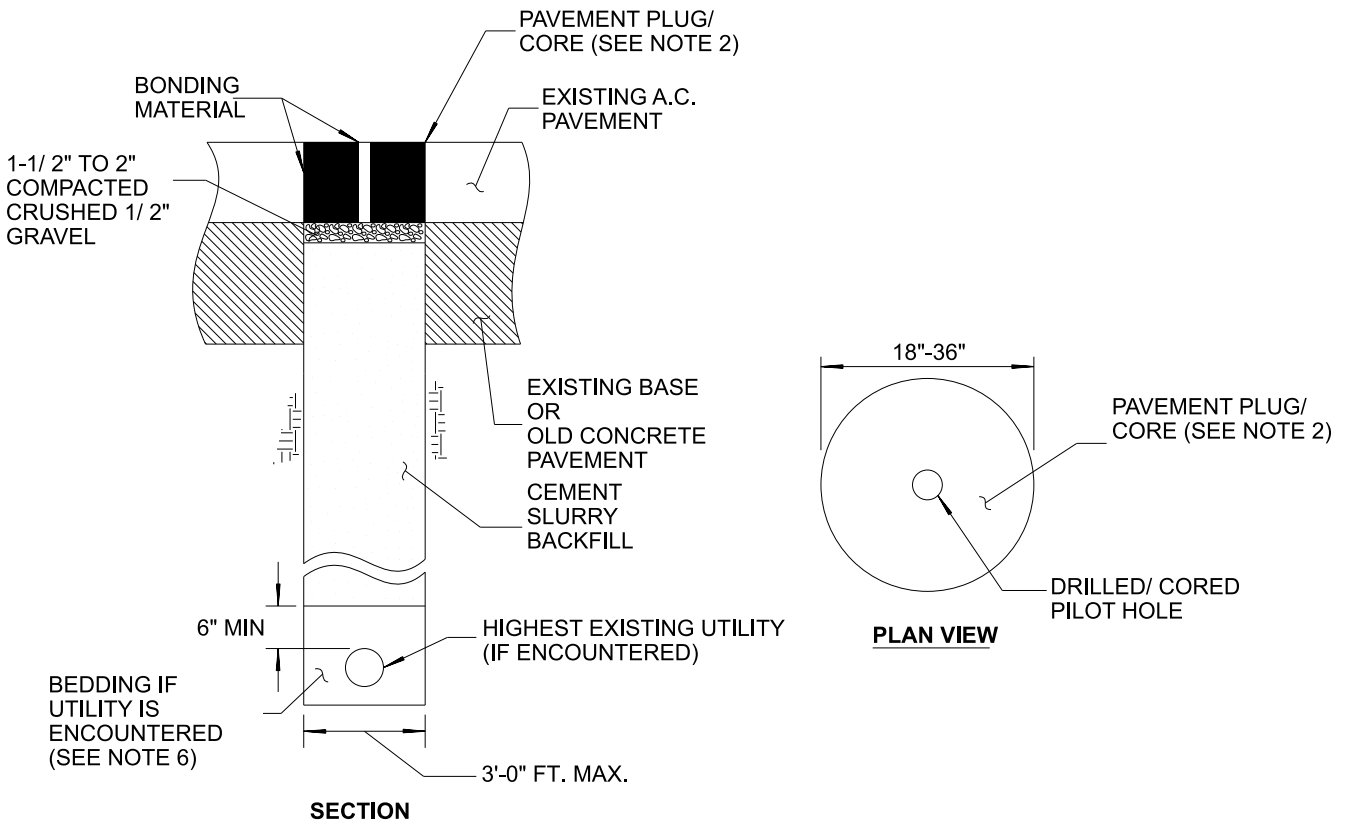
RECOMMENDED BY THE CITY OF SAN DIEGO STANDARDS COMMITTEE

**DRAFT**

COORDINATOR R.C.E. 81047 DATE

---

DRAWING NUMBER **SDG-123**



**NOTES:**

1. PAVEMENT CORE TO BE REINSTATED SHALL BE A MINIMUM OF 4 INCHES THICK AND SHALL NOT CONTAIN JOINTS OR CRACKS WHICH MAY CAUSE IT TO BREAK AND SPALL. OTHERWISE, TYPE "A" PER SHEET 1 SHALL BE USED **AS DIRECTED BY CITY ENGINEER.**
2. CUT, REMOVE, AND REINSTATE PAVEMENT CORE, FLUSH WITH EXISTING PAVEMENT. THE REMOVED PAVEMENT CORE/ PLUG WITH ASPHALT AND CONCRETE BASE SHALL BE UTILIZED AND REINSTALLED IN GOOD CONDITION.
3. BONDING MATERIAL SHALL BE AS SPECIFIED **PER CITY APPROVED MATERIALS LIST.**
4. CEMENT SLURRY BACKFILL SHALL BE THOROUGHLY CONSOLIDATED, AND HAVE A MAXIMUM SLUMP OF 4 INCHES. FLY ASH MEETING THE REQUIREMENTS OF 201-1.2.5.3 MAY BE ADDED (NOT AS A SUBSTITUTE) TO THE MINIMUM CEMENT REQUIREMENTS. SLURRY COMBINED GRADING SHALL MEET REQUIREMENTS OF 201-1.3.2 GRADING D. CEMENT SLURRY BACKFILL SHALL BE 100-D-100.
5. SLURRY SHALL BE CURED A MINIMUM OF 48 HOURS PRIOR TO PLACEMENT OF CLASS II BASE AND ASPHALT CONCRETE. RESURFACING SHALL BE COMPLETED IN NO MORE THAN 7 DAYS AFTER PLACEMENT OF CEMENT SLURRY.
6. IF UTILITY IS ENCOUNTERED, AS LISTED BELOW, PLACE BEDDING A MINIMUM OF 6 INCHES ABOVE UTILITY.
  - A. WATER UTILITY: SE 50 SAND
  - B. SEWER UTILITY: 3/ 8" MAXIMUM AGGREGATE
  - C. DRY UTILITY: SE 50 SAND
7. FOR CONCRETE SURFACED STREETS, **SEE SDG-108** FOR RESURFACING. FOR POTHOLE AND EXPLORATORY EXCAVATION LARGER THAN 3'-0" ON ASPHALT CONCRETE SURFACED STREETS, SEE SDG-107 FOR RESURFACING.
8. POTHOLE OR EXPLORATORY EXCAVATION IN BIKE LANES **SHALL BE APPROVED BY THE CITY.**
9. PAVEMENT CORES SHALL NOT BE GREATER THAN 3'-0" INCHES IN DIAMETER, AND SHALL NOT BE SPACED CLOSER THAN 3 FEET BETWEEN CORES, EDGE TO EDGE.

SHEET 2 OF 2

<small>REVISION</small>	<small>BY</small>	<small>APPROVED</small>	<small>DATE</small>	CITY OF SAN DIEGO – STANDARD DRAWING	RECOMMENDED BY THE CITY OF SAN DIEGO STANDARDS COMMITTEE
ORIGINAL	CD	J. NAGELVOORT	11/17	<b>36" AND SMALLER EXPLORATORY EXCAVATION POTHOLE - TYPE B KEYHOLE METHOD</b>	<b>DRAFT</b>
UPDATED	CD	J. NAGELVOORT	0918		<small>COORDINATOR</small> R.C.E. 81047 <small>DATE</small>
UPDATED	FM	R. AMEN	0923		<small>DRAWING</small> <small>NUMBER</small>
					<b>SDG-123</b>

**NOTES:**

1. CLEARANCE SEPARATIONS BETWEEN DRY AND WET UTILITIES SHALL BE MAINTAINED PER WATER, SEWER, AND DRAINAGE DESIGN GUIDELINES, VARIANCES WILL REQUIRE DEVIATION FROM STANDARDS.
2. **PERMITTING REQUIREMENTS:** ALL MICROTRENCH PERMITS REQUIRE A DEVELOPMENT SERVICES DEPARTMENT DIGITAL SUBMISSION WITH A GEOSPATIAL ALIGNMENT PER DEVELOPMENT SERVICES DEPARTMENT FORMAT REQUIREMENTS.
3. **CONDUIT ANCHORING:** CONTRACTOR MUST PROVIDE THEIR METHOD OF WEIGHING / ANCHORING DOWN CONDUITS IN THEIR PERMIT. TO PREVENT CONDUITS FROM FLOATING, AND TO MAINTAIN REQUIRED DEPTH FOR TOP OF CONDUIT.
4. **MICROTRENCHING USAGE:** MICROTRENCHING PER SDG-165A AND / OR SDG-165B SHALL BE ON ASPHALT STREETS ONLY. MICROTRENCHING SHALL NOT BE PERMITTED IN OR THROUGH EXISTING CONCRETE PAVED STREETS, PARKWAYS, CURB, GUTTER, CROSS GUTTER, BUS PAD, SIDEWALK, FLOATING CURB EXTENSION, BUS BULB, TRUCK PILLOW, RAISED CROSSWALK, ISLAND, MINI- ROUNDABOUT, OR SIMILAR ELEMENTS. MICROTRENCHING MAY BE PERMITTED, AT THE CITY'S DISCRETION, IN OR THROUGH EXISTING IMPROVEMENTS AND SPECIAL PAVEMENTS (SUCH AS DECORATIVE ASPHALT PAVING, AND PERPENDICULAR TO SPEED BUMPS). EXISTING IMPROVEMENTS AND SPECIAL PAVEMENTS SHALL BE RESTORED IN KIND AS APPROVED BY THE CITY.
5. **DAMAGE TO EXISTING IMPROVEMENTS:** CONNECTION TO SERVICE LATERALS, JUNCTION BOXES, ETC. SHALL BE DONE SUCH THAT EXISTING IMPROVEMENTS ARE NOT DISTURBED, SETTLED, OR DAMAGED. ANY DAMAGE TO EXISTING IMPROVEMENTS BY PARALLEL OR PERPENDICULAR MICROTRENCHING ACTIVITIES SHALL BE RESTORED IN KIND AS APPROVED BY THE CITY. DAMAGE TO CONCRETE CURB, GUTTER, SIDEWALK, AND PAVEMENT SHALL BE REMOVED AND RESTORED IN ACCORDANCE WITH **SDG-156**.
6. **TRENCH CUTS:** CONTRACTOR SHALL MAKE ALL REASONABLE EFFORTS TO ACHIEVE STRAIGHT AND UNIFORM CUTS WITH NEAT EDGES. SELECTION OF CUTTING WHEEL SHALL BE SUCH THAT IT MINIMIZES DAMAGE TO THE ADJACENT AC SURFACE. RADII TRENCH CUTS SHALL HAVE NO MORE THAN 3 CUTS.
7. **MICROTRENCH WIDTH:** MICROTRENCH WIDTH SHALL BE A MINIMUM OF 1 INCH AND A MAXIMUM OF 2 ½ INCHES. TRENCHES WITH WIDTH GREATER THAN 2 ½ INCHES MUST FOLLOW **SDG-117** (NARROW TRENCH RESURFACING FOR ASPHALT CONCRETE SURFACE STREETS), WHICH REQUIRES A DIFFERENT BACKFILL MATERIAL. THE CITY MAY CHANGE THE PERMIT TO **SDG-117** BY AN AS-BUILT CHANGE IF THE TRENCH EXCEEDS 2 ½ INCHES IN CONSTRUCTION.
8. **MICROTRENCH ALIGNMENT OFFSET TO AN ADJACENT MICROTRENCH:** NO MICROTRENCHING SHALL BE LESS THAN 2 FEET FROM ADJACENT MICROTRENCHES (EDGE TO EDGE). THIS MAY REQUIRE THE CONTRACTOR TO POTHOLE TO VERIFY PARALLEL UTILITIES SIZE AND TRENCH WIDTH TO ENSURE PROPER SEPARATION.
9. **CONDUIT PLACEMENT IN TRENCH:** THE TOP OF HIGHEST CONDUIT SHALL BE 12 INCHES MINIMUM FROM TOP OF PAVEMENT OR 4 INCHES FROM BOTTOM OF PAVEMENT SECTION TO INCLUDE ASPHALT, BASE AND CTB, WHICHEVER IS GREATER.
10. **CONDUIT SIZE:** 2 INCH MAXIMUM CONDUIT SIZE SCH 40 PVC OR EQUIVALENT HDPE PER NATIONAL ELECTRICAL CODE.
11. **TRENCH IDENTIFICATION:** INSTALL FOLDED WARNING / IDENTIFICATION TAPE WARNING TAPE **PER SDM-105**. EACH TRENCH SHALL BE IDENTIFIED WITH A CALLOUT ON THE PULLBOX / VAULT / JUNCTION BOX LID WITH THE NAME OF THE OWNER OF THE MICROTRENCH.
12. **MICROTRENCH BACKFILL AND REQUIREMENTS TO OPEN THE STREET TO TRAFFIC:** ALL MICROTRENCHES SHALL BE COMPLETELY BACKFILLED WITH A CEMENT SAND SLURRY 2000 PSI MINIMUM AND 2% CALCIUM CHLORIDE TO FINISH GRADE. THIS IS AN INTERIM CONDITION AND CONTRACTOR SHALL FOLLOW CURING TIME REQUIREMENTS (PER NOTE 14) TO OPEN THE STREET TO TRAFFIC PRIOR TO COMPLETING PAVING REQUIREMENTS FOR FINAL RESTORATION.
13. **SLURRY VOID REDUCTION:** CONTRACTOR SHALL USE A VIBRATOR TO ENSURE SLURRY FILL WITHOUT VOIDS.
14. **SLURRY CURE TIME:** ALLOW A MINIMUM OF THREE HOURS FOR SLURRY TRENCH BACKFILL CURE TIME FOR TRENCHES PARALLEL TO THE STREET BEFORE OPENING TO TRAFFIC.

SEE ADDITIONAL NOTES ON SHEET 2

SHEET 1 OF 4

REVISION	BY	APPROVED	DATE	CITY OF SAN DIEGO – STANDARD DRAWING  <b>GENERAL MICROTRENCH NOTES</b>	RECOMMENDED BY THE CITY OF SAN DIEGO STANDARDS COMMITTEE  <b>DRAFT</b>
ORIGINAL	HY	M. GIBSON	05/17		
REDRAFTED	CD	J. NAGELVOORT	09/18		
UPDATED	RC	R. AMEN	10/22		
UPDATED	FM	R. AMEN	09/23		
					COORDINATOR R.C.E. 81047 DATE  DRAWING NUMBER <b>SDG-165</b>

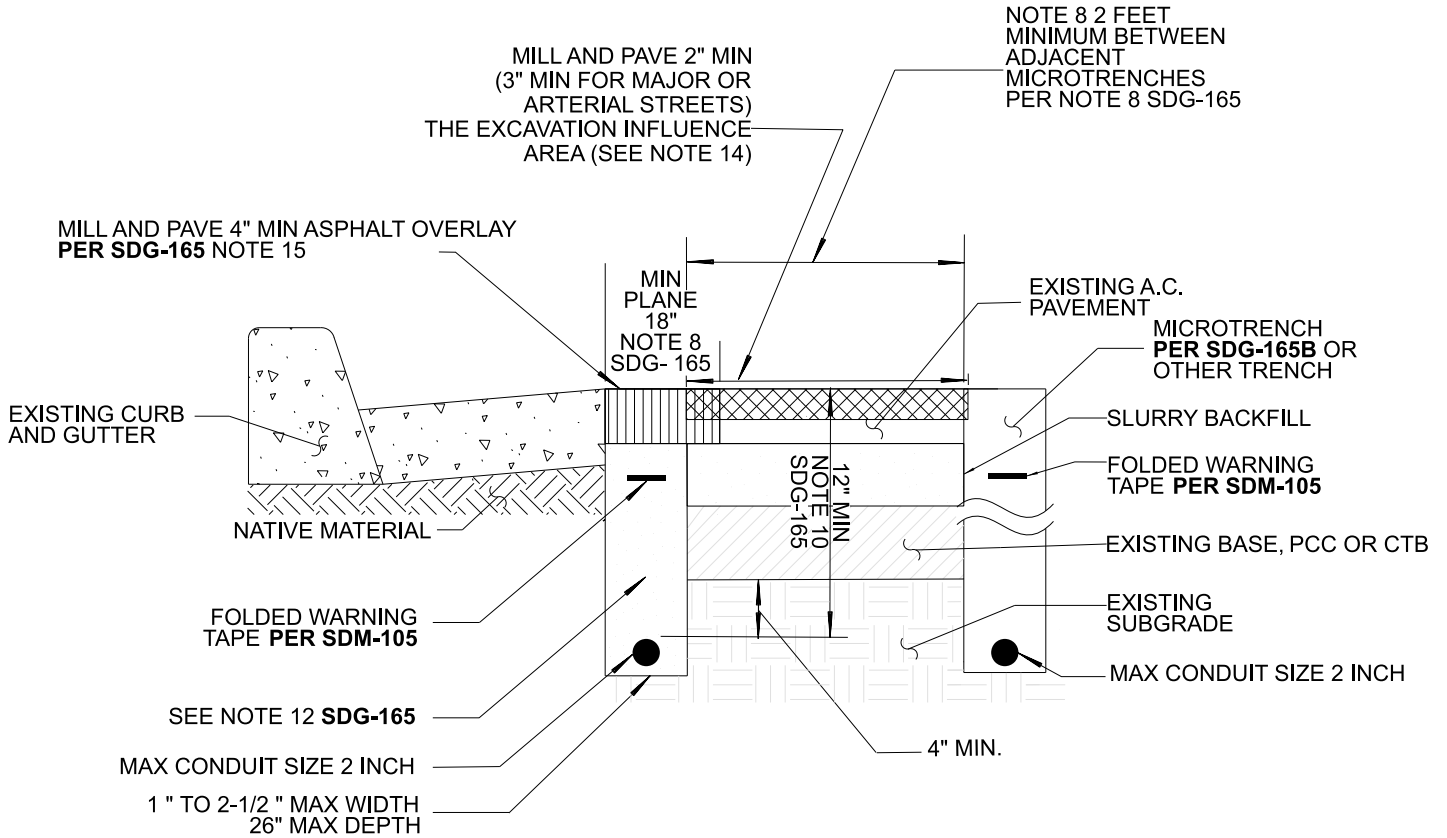


**NOTES (CONTINUED):**

- 15. **FINAL MICROTRENCH RESTORATION:** WITHIN 7 DAYS OF PLACING THE SLURRY BACKFILL TO GRADE, MILL THE SLURRY BACKFILL AND EXISTING PAVEMENT A MINIMUM WIDTH OF 18 INCHES INCLUDING THE EXCAVATION INFLUENCE AREA PER TABLE 1 IN SDG-105 TO A DEPTH OF 4 INCHES AND RESURFACE WITH 1/2 INCH TYPE III CLASS C2 ASPHALT. TACK ALL EDGES OF THE MILLED AREA WITH ASPHALTIC EMULSION.
- 16. **FINAL MICROTRENCH RESTORATION WHEN ADJACENT TO ANOTHER MICROTRENCH:** WHEN RESTORING A MICROTRENCH SEPARATED BY 2 FEET (EDGE TO EDGE) FROM ANY ADJACENT MICROTRENCH THE MICROTRENCH RESTORATION SHALL FOLLOW NOTE 15 FOR TRENCH RESTORATION AND **SDG-107** FOR FULL LIMITS OF THE PERMITTED ALIGNMENT TO MAINTAIN INFLUENCE AREA INTEGRITY.
- 17. **MICROTRENCHING IN BIKE LANES:** FOR THE WORK IN THE BIKE LANE, CONTRACTOR SHALL PROVIDE A POTHOLING PLAN FOR REVIEW WITH THE ENGINEER FOLLOWING PRE-CONSTRUCTION MEETING. THE BIKE LANE SHALL BE FULLY CLOSED AND APPROPRIATE TRAFFIC CONTROL PLAN AND SIGNAGE USED. MICROTRENCHING IN THE BIKE LANE REQUIRES THAT SLURRY BACKFILL BE COMPLETED BEFORE END OF APPROVED WORKDAY WITH CURING TIME PER NOTE 14. RESTORATION TO THE TRENCH SHALL BE PER NOTE 15.
- 18. **FINAL MICROTRENCH RESTORATION IN BIKE LANES:** THE CONTRACTOR SHALL RESTORE FULL WIDTH OF BIKE LANE TO THE FACE OF CURB AND PLACE 2 INCHES MIN OR 3 INCHES MIN (MAJOR OR ARTERIAL STREETS) THICKNESS OF ASPHALT PER **SDG-107**.

SHEET 2 OF 4

REVISION	BY	APPROVED	DATE	CITY OF SAN DIEGO – STANDARD DRAWING  <b>GENERAL MICROTRENCH NOTES</b>	RECOMMENDED BY THE CITY OF SAN DIEGO STANDARDS COMMITTEE  <b>DRAFT</b> _____ COORDINATOR R.C.E. 81047 DATE
ORIGINAL	HY	M. GIBSON	05/17		
REDRAFTED	CD	J. NAGELVOORT	09/18		
UPDATED	RC	R. AMEN	10/22		
UPDATED	FM	R. AMEN	09/23		
					DRAWING NUMBER <b>SDG-165</b>



LEGEND ON PLANS:

— MTC — MICROTRENCH CONDUIT (MTC)

**NOTES:**

1. APPLICABLE WHERE CONCRETE GUTTER IS VISIBLE OR EXPOSED.
2. SHALL NOT BE APPLICABLE AT STREET INTERSECTIONS OR ALONG MEDIAN CURBS.
3. TRENCH LOCATION SHALL BE AT THE EDGE OF CURB.

SHEET 3 OF 4

REVISION	BY	APPROVED	DATE	CITY OF SAN DIEGO - STANDARD DRAWING	RECOMMENDED BY THE CITY OF SAN DIEGO STANDARDS COMMITTEE	
ORIGINAL	HY	M. GIBSON	05/17			<b>MICROTRENCH FOR DRY UTILITIES AT EDGE OF CURB AND GUTTER</b>
REDRAFTED	CD	J. NAGELVOORT	09/18	COORDINATOR R.C.E. 81047 DATE		
UPDATED	ED	R. AMEN	10/22	DRAWING	<b>SDG-165A</b>	
UPDATED	FM	R. AMEN	09/23	NUMBER		



**ATTACHMENT F**

**IN-USE OFF-ROAD DIESEL FUELED FLEET REGULATION (OFF-ROAD REGULATION)  
COMPLIANCE (CARB)**

## ATTACHMENT F

### IN-USE OFF-ROAD DIESEL FUELED FLEET REGULATION (OFF-ROAD REGULATION) COMPLIANCE (CARB)

The California Air Resources Board (CARB) approved amendments to the Off-Road Regulations which can be found at 13 California Code of Regulations (CCR) sections 2449, 2449.1, and 2449.2. These amendments apply to any person, business, or government agency who owns or operates within California any vehicles with a diesel-fueled or alternative diesel fueled off-road compression-ignition engine with maximum power (max hp) of 25 horsepower (hp) or greater provided that the vehicle cannot be registered and driven safely on-road or was not designed to be driven on-road, even if it has been modified so that it can be driven safely on-road. See 13 CCR section 2449 (b) for the full list of vehicles covered by these Off-Road Regulations.

Beginning **January 1, 2024**, Contractor shall be subject to the requirements below. No Contractor or public works awarding body, as applicable, shall enter into a contract with a fleet for which it does not have a valid Certificate of Reported Compliance for the fleet and its listed subcontractors, if applicable, prior to entering into a new or renewed contract with that fleet. Contractor shall comply with the following requirements:

- (1) For a project involving the use of vehicles subject to the Off-Road Regulation, Contractor must obtain copies of the valid Certificates of Reported Compliance, as described in 13 CCR section 2449(n), for the fleet selected for this Contract and their listed subcontractors, if applicable, prior to entering into a new or renewed contract with that fleet and provide copies of such Certificates of Reported Compliance to the City within 10 days of issuance of the Notice of Intent to Award letter. Contractor shall enter into a contract with a fleet for which it does not have a valid Certificates of Reported Compliance for the fleet and its listed subcontractors. City shall not enter into a contract with Contractor until all current Certificates of Reported Compliance for the fleet to be used on this Project are provided by Contractor.
- (2) The Certificates of Reported Compliance received by Contractor for this Project must be retained by Contractor for three years after the Project's completion. Upon request by CARB, these records must be provided to CARB within five business days of the request. Additionally, upon request by City, these records must be produced to City within five business days of the request.
- (3) For emergency contracts that meet the definition of "emergency operations" as defined in 13 CCR section 2449(c)(18), they are exempt from the requirements in 13 CCR section 2449(i)(1)-(3) and sections (1) and (2) above, but must still retain records verifying vehicles subject to the regulation that are operating on the "emergency operations" project are actually being operated on the project for "emergency operations" only. These records, as described in more detail below in section (B) must be retained by Contractor for three years after completion of the Project and upon request from either CARB or the City, Contractor shall provide those records to the requesting party within five business days.



All other emergency contracts that do not meet the definition of “emergency operations” must comply with the requirements above and 13 CCR section 2449(i)(1) – (3).

- A. “Emergency Operations” is defined as:
1. Any activity for a project conducted during emergency, life threatening situations, where a sudden, unexpected occurrence that poses a clear and imminent danger, requiring immediate action to prevent or mitigate the loss or impairment of life, health, property, or an essential public service; or in conjunction with any officially declared disaster or state of emergency, as declared by an authorized health officer, agricultural commissioner, fire protection officer, or other authorized health officer;
  2. Any activity for a project conducted by essential service utilities to provide electricity, natural gas, telephone, water, or sewer during periods of service outages and emergency; or
  3. Operations including repairing or preventing damage to roads, buildings, terrain, and infrastructure as a result of an earthquake, flood, storm, fire, other infrequent act of nature, or terrorism. Routine maintenance or construction to prevent public health risks does not constitute emergency operations under the Off-Road Regulations.
- B. The records retained by Contractor for “emergency operations” projects must include:
1. A description of the emergency;
  2. The address or a description of the specific location of the emergency;
  3. The dates on which the emergency operations were performed; and
  4. An attestation by the fleet that the vehicles are operated on the Project for “emergency operations” only.

Beginning **January 1, 2024**, Contractor is also subject to the requirements described in 13 CCR section 2449(j).

- (1) Between March 1 and June 1 of each year, Contractor must collect new valid Certificates of Reported Compliance for the current compliance year, as defined in 13 CCR section 2449(n), from all fleets that have an ongoing contract with Contractor as of March 1 of that year. Contractors shall not write contracts to evade this requirement.
- (2) Contractor shall only allow fleets with valid Certificates of Reported Compliance on the Contractor's job sites.
- (3) If Contractor discovers that any fleet intending to operate vehicles subject to this regulation for Contractor does not have a valid Certificate of Reported Compliance, as defined in 13 CCR section 2449(n), or if Contractor observes any noncompliant vehicles subject to the

regulation on Contractor's job site, then Contractor must report the that to CARB at <https://calepacomplaints.secure.force.com/complaints/Complaint>, or email **dieselcomplaints@arb.ca.gov**, for each fleet without a valid Certificate of Reported Compliance or each noncompliant vehicle, as applicable, within five business days of such discovery. See 13 CCR 2449(n) for the information required to be disclosed to CARB when reporting non-compliance.

(4) Upon request by CARB, Contractor must immediately disclose to CARB the name and contact information of each responsible party for all vehicles subject to this regulation operating at the job site or for Contractor.

(5) Contractor shall prominently display signage for any project where vehicles subject to this Off-Road Regulation will operate for 8 calendar days or more. The signage must be posted by the eighth calendar day from which the first vehicle operates. The signage will be in lettering larger than size 14-point type and displayed in a conspicuous place where notices to employees are customarily posted at the job site or where there is employee foot traffic. If one of the above locations is also viewable by the public, it should be posted at that location. An exemption to this posting requirement is permitted if the operational time of a project is 7 calendar days or less. The signage must include the following language, verbatim:

(A) Who does the In-Use Off-Road Regulation Apply to?

The In-Use Off-Road Diesel-Fueled Fleets Regulation (Off-Road Regulation) applies to all self-propelled off-road diesel vehicles 25 horsepower or greater and most two-engine vehicles (except on-road two-engine sweepers) owned or operated in California. This includes vehicles that are rented or leased (rental or leased fleets)."

(B) "In-Use Off-Road Regulation Requirements

Idling Limit: Vehicles cannot idle longer than five minutes. There are exceptions for vehicles that need to idle to perform work.

Labeling: Vehicles must be labeled with a CARB assigned equipment identification number (EIN). The EIN shall be white on a red background, unless the vehicle is part of a captive attainment area fleet, in which case the EIN shall be white on a green background.

The EIN shall be located in clear view on both sides of the outside of the vehicle."

**ATTACHMENT G**  
**CONTRACT AGREEMENT**

**ATTACHMENT G**  
**CONTRACT AGREEMENT**

---

**CONSTRUCTION CONTRACT**

This Phase-Funded contract is made and entered into between THE CITY OF SAN DIEGO, a municipal corporation, herein called "City", and Southwest Pipeline and Trenchless Corp., herein called "Contractor" for construction of **Lake Murray Improvements 3**; Bid No. **K-24-2255-DBB-3**; in the total amount **Five Million Sixty Two Thousand Two-Hundred Ten Dollars and Fifty Cents (\$5,062,210.50)**, which is comprised of the Base Bid, consisting of an amount not to exceed \$1,000,000.00 for Phase 1 and \$4,062,210.50 for Phase 2.

IN CONSIDERATION of the payments to be made hereunder and the mutual undertakings of the parties hereto, City and Contractor agree as follows:

1. The following are incorporated into this contract as though fully set forth herein:
  - (a) The attached Faithful Performance and Payment Bonds.
  - (b) The attached Proposal included in the Bid documents by the Contractor.
  - (c) Reference Standards listed in the Instruction to Bidders and the Supplementary Special Provisions (SSP).
  - (d) Phased Funding Schedule Agreement.
  - (e) That certain documents entitled **Lake Murray Improvements 3**, on file in the office of the Purchasing & Contracting Department as Document No. **B-22022**, as well as all matters referenced therein.
2. The City wishes to construct this Project on a Phase-Funded basis. In accordance with Whitebook section 7-3.10, the City is only obligated to pay for Phase I; Contractor cannot begin, nor is the City financially liable for any additional Phases, unless and until Contractor is issued a Notice to Proceed for each additional Phase by the City.
3. The Contractor shall perform and be bound by all the terms and conditions of this contract and in strict conformity therewith shall perform and complete in a good and workmanlike manner **Lake Murray Improvements 3**, Bid Number **K-24-2255-DBB-3**, San Diego, California.
4. For such performances, the City shall pay to Contractor the amounts set forth at the times and in the manner and with such additions or deductions as are provided for in this contract, and the Contractor shall accept such payment in full satisfaction of all claims incident to such performances. (See WHITEBOOK, Section 7-3.10, Phased Funding Compensation).
5. No claim or suit whatsoever shall be made or brought by Contractor against any officer, agent, or employee of the City for or on account of anything done or omitted to be done in connection with this contract, nor shall any such officer, agent, or employee be liable hereunder.

6. This contract is effective as of the date that the Mayor or designee signs the agreement and is approved by the City Attorney in accordance with San Diego Charter Section 40.

**CONTRACT AGREEMENT (continued)**

**IN WITNESS WHEREOF**, this Agreement is signed by the City of San Diego, acting by and through its Mayor or designee, pursuant to Municipal Code §22.3102 authorizing such execution.

**THE CITY OF SAN DIEGO**

By Beric Doringo

Print Name: Beric Doringo  
Deputy Director  
Purchasing & Contracting Department

Date: May 20, 2024

**APPROVED AS TO FORM**

Mara W. Elliott, City Attorney  
By [Signature]

Print Name: Rory Palmarci  
Deputy City Attorney

Date: 5/20/24

**CONTRACTOR**

By [Signature]

Print Name: Justin Duchaineau

Title: President

Date: 5/15/24

City of San Diego License No.: B2003100618

State Contractor's License No.: 773862

DEPARTMENT OF INDUSTRIAL RELATIONS (DIR) REGISTRATION NUMBER: 1000002176

## **CERTIFICATIONS AND FORMS**

The Bidder, by submitting its electronic bid, agrees to and certifies under penalty of perjury under the laws of the State of California, that the certifications, forms and affidavits submitted as part of this bid are true and correct.



## **BIDDER'S GENERAL INFORMATION**

To the City of San Diego:

Pursuant to "Notice Inviting Bids", specifications, and requirements on file with the City Clerk, and subject to all provisions of the Charter and Ordinances of the City of San Diego and applicable laws and regulations of the United States and the State of California, the undersigned hereby proposes to furnish to the City of San Diego, complete at the prices stated herein, the items or services hereinafter mentioned. The undersigned further warrants that this bid is not made in the interest of, or on behalf of, any undisclosed person, partnership, company, association, organization, or corporation; that the bid is genuine and not collusive or sham; that the bidder has not directly or indirectly induced or solicited any other bidder to put in a false or sham bid, and has not directly or indirectly colluded, conspired, connived, or agreed with any bidder or anyone else to put in a sham bid, or that anyone shall refrain from bidding; that the bidder has not in any manner, directly or indirectly, sought by agreement, communication, or conference with anyone to fix the bid price of the bidder or any other bidder, or to fix any overhead, profit, or cost element of the bid price, or of that of any other bidder, or to secure any advantage against the public body awarding the contract of anyone interested in the proposed contract; that all statements contained in the bid are true; and, further, that the bidder has not, directly or indirectly, submitted his or her bid price or any breakdown thereof, or the contents thereof, or divulged information or data relative thereto, or paid, and will not pay, any fee to any corporation, partnership, company, association, organization, bid depository, or to any member or agent thereof to effectuate a collusive or sham bid.

The undersigned bidder(s) further warrants that bidder(s) has thoroughly examined and understands the entire Contract Documents (plans and specifications) and the Bidding Documents therefore, and that by submitting said Bidding Documents as its bid proposal, bidder(s) acknowledges and is bound by the entire Contract Documents, including any addenda issued thereto, as such Contract Documents incorporated by reference in the Bidding Documents.

**NON-COLLUSION AFFIDAVIT TO BE EXECUTED BY BIDDER AND SUBMITTED WITH BID UNDER  
23 UNITED STATES CODE 112 AND PUBLIC CONTRACT CODE 7106**

State of California

County of San Diego

The bidder, being first duly sworn, deposes and says that he or she is authorized by the party making the foregoing bid that the bid is not made in the interest of, or on behalf of, any undisclosed person, partnership, company, association, organization, or corporation; that the bid is genuine and not collusive or sham; that the bidder has not directly or indirectly induced or solicited any other bidder to put in a false or sham bid, and has not directly or indirectly colluded, conspired, connived, or agreed with any bidder or anyone else to put in a sham bid, or that anyone shall refrain from bidding; that the bidder has not in any manner, directly or indirectly, sought by agreement, communication, or conference with anyone to fix the bid price of the bidder or any other bidder, or to fix any overhead, profit, or cost element of the bid price, or of that of any other bidder, or to secure any advantage against the public body awarding the contract of anyone interested in the proposed contract; that all statements contained in the bid are true; and further, that the bidder has not, directly or indirectly, submitted his or her bid price or any breakdown thereof, or the contents thereof, or divulged information or data relative thereto, or paid, and will not pay, any fee to any corporation, partnership, company association, organization, bid depository, or to any member or agent thereof to effectuate a collusive or sham bid.

## **CONTRACTOR CERTIFICATION**

---

### **DRUG-FREE WORKPLACE**

I hereby certify that I am familiar with the requirements of San Diego City Council Policy No. 100-17 regarding Drug-Free Workplace as outlined in the WHITEBOOK, Section 5-1.3, "Drug-Free Workplace", of the project specifications, and that;

This company has in place a drug-free workplace program that complies with said policy. I further certify that each subcontract agreement for this project contains language which indicates the subcontractor's agreement to abide by the provisions of subdivisions a) through c) of the policy as outlined.

## **CONTRACTOR CERTIFICATION**

---

### **AMERICANS WITH DISABILITIES ACT (ADA) COMPLIANCE CERTIFICATION**

I hereby certify that I am familiar with the requirements of San Diego City Council Policy No. 100-4 regarding the Americans With Disabilities Act (ADA) outlined in the WHITEBOOK, Section 5-1.2, "California Building Code, California Code of Regulations Title 24 and Americans with Disabilities Act". of the project specifications, and that:

This company has in place workplace program that complies with said policy. I further certify that each subcontract agreement for this project contains language which indicates the subcontractor's agreement to abide by the provisions of the policy as outlined.

## **CONTRACTOR CERTIFICATION**

---

### **CONTRACTOR STANDARDS – PLEDGE OF COMPLIANCE**

I declare under penalty of perjury that I am authorized to make this certification on behalf of the company submitting this bid/proposal, that as Contractor, I am familiar with the requirements of City of San Diego Municipal Code § 22.3004 regarding Contractor Standards as outlined in the WHITEBOOK, Section 5-1.4, ("Contractor Standards and Pledge of Compliance"), of the project specifications, and that Contractor has complied with those requirements.

I further certify that each of the Contractor's subcontractors has completed a Pledge of Compliance attesting under penalty of perjury of having complied with City of San Diego Municipal Code § 22.3004.

## **CONTRACTOR CERTIFICATION**

---

### **EQUAL BENEFITS ORDINANCE CERTIFICATION**

I declare under penalty of perjury that I am familiar with the requirements of and in compliance with the City of San Diego Municipal Code § 22.4300 regarding Equal Benefits Ordinance.



## **CONTRACTOR CERTIFICATION**

---

### **EQUAL PAY ORDINANCE CERTIFICATION**

Contractor shall comply with the Equal Pay Ordinance (EPO) codified in the San Diego Municipal Code (SDMC) at section 22.4801 through 22.4809, unless compliance is not required based on an exception listed in SDMC section 22.4804.

Contractor shall require all of its subcontractors to certify compliance with the EPO in their written subcontracts.

Contractor must post a notice informing its employees of their rights under the EPO in the workplace or job site.

By signing this Contract with the City of San Diego, Contractor acknowledges the EPO requirements and pledges ongoing compliance with the requirements of SDMC Division 48, section 22.4801 et seq., throughout the duration of this Contract.

## **CONTRACTOR CERTIFICATION**

---

### **IN-USE OFF-ROAD DIESEL FUELED FLEET REGULATION (OFF-ROAD REGULATION) COMPLIANCE**

I hereby certify that Contractor is familiar with the requirements 13 CCR 2449, 2449.1, and 2449.2, as well as Attachment F, CARB, and that Contractor shall comply with these requirements.

I further certify that each of the Contractor's listed subcontractors is familiar with these requirements and shall also comply.

## **CONTRACTOR CERTIFICATION**

---

### **PRODUCT ENDORSEMENT**

I declare under penalty of perjury that I acknowledge and agree to comply with the provisions of City of San Diego Administrative Regulation 95.65, concerning product endorsement. Any advertisement identifying or referring to the City as the user of a product or service requires the prior written approval of the City.

**AFFIDAVIT OF DISPOSAL**

(To be submitted upon completion of Construction pursuant to the contracts Certificate of Completion)

**WHEREAS**, on the \_\_\_\_\_ DAY OF \_\_\_\_\_, 2\_\_\_\_ the undersigned entered into and executed a contract with the City of San Diego, a municipal corporation, for:

**Lake Murray Improvements 3**

(Project Title)

as particularly described in said contract and identified as Bid No. **K-24-2255-DBB-3**; SAP No. (WBS) **B-22022**; and **WHEREAS**, the specification of said contract requires the Contractor to affirm that "all brush, trash, debris, and surplus materials resulting from this project have been disposed of in a legal manner"; and **WHEREAS**, said contract has been completed and all surplus materials disposed of:

**NOW, THEREFORE**, in consideration of the final payment by the City of San Diego to said Contractor under the terms of said contract, the undersigned Contractor, does hereby affirm that all surplus materials as described in said contract have been disposed of at the following location(s)

and that they have been disposed of according to all applicable laws and regulations.

Dated this \_\_\_\_\_ DAY OF \_\_\_\_\_, \_\_\_\_\_.

By: \_\_\_\_\_  
Contractor

**ATTEST:**

State of \_\_\_\_\_ County of \_\_\_\_\_

On this \_\_\_\_\_ DAY OF \_\_\_\_\_, 2\_\_\_\_, before the undersigned, a Notary Public in and for said County and State, duly commissioned and sworn, personally appeared \_\_\_\_\_ known to me to be the \_\_\_\_\_ Contractor named in the foregoing Release, and whose name is subscribed thereto, and acknowledged to me that said Contractor executed the said Release.

Notary Public in and for said County and State

**LIST OF SUBCONTRACTORS**

**\*\*\* PROVIDED FOR ILLUSTRATIVE PURPOSES ONLY \*\*\* TO BE SUBMITTED IN ELECTRONIC FORMAT ONLY\*\*\* SEE INSTRUCTIONS TO BIDDERS, FOR FURTHER INFORMATION**

In accordance with the requirements of the "Subletting and Subcontracting Fair Practices Act", Section 4100, of the California Public Contract Code (PCC), the Bidder is to list below the name, address and license number of each Subcontractor who will perform work, labor, render services or specially fabricate and install a portion [type] of the work or improvement, in an amount of or in excess of 0.5% of the Contractor's total Bid. Failure to comply with this requirement may result in the Bid being rejected as non-responsive. The Contractor is to list only one Subcontractor for each portion of the Work. The Bidder's attention is directed to the Special Provisions – General; Paragraph 2-3 Subcontracts, which stipulates the percentage of the Work to be performed with the Bidder's own forces. The Bidder is to also list all SLBE, ELBE, DBE, DVBE, MBE, WBE, OBE, SDB, WoSB, HUBZone, and SDVOSB Subcontractors for which the Bidders are seeking recognition towards achieving any mandatory, voluntary, or both subcontracting participation percentages.

NAME, ADDRESS AND TELEPHONE NUMBER OF SUBCONTRACTOR	CONSTRUCTOR OR DESIGNER	SUBCONTRACTOR LICENSE NUMBER	TYPE OF WORK	DOLLAR VALUE OF SUBCONTRACT	MBE, WBE, DBE, DVBE, OBE, ELBE, SLBE, SDB, WoSB, HUBZone, OR SDVOSB <sup>①</sup>	WHERE CERTIFIED <sup>②</sup>	CHECK IF JOINT VENTURE PARTNERSHIP
Name: _____ Address: _____ City: _____ State: _____ Zip: _____ Phone: _____ Email: _____							
Name: _____ Address: _____ City: _____ State: _____ Zip: _____ Phone: _____ Email: _____							

- ① As appropriate, Bidder shall identify Subcontractor as one of the following and shall include a valid proof of certification (except for OBE, SLBE and ELBE):
- |   |        |  |         |
|---|--------|--|---------|
| Certified Minority Business Enterprise        | MBE    | Certified Woman Business Enterprise            | WBE     |
| Certified Disadvantaged Business Enterprise   | DBE    | Certified Disabled Veteran Business Enterprise | DVBE    |
| Other Business Enterprise                     | OBE    | Certified Emerging Local Business Enterprise   | ELBE    |
| Certified Small Local Business Enterprise     | SLBE   | Small Disadvantaged Business                   | SDB     |
| Woman-Owned Small Business                    | WoSB   | HUBZone Business                               | HUBZone |
| Service-Disabled Veteran Owned Small Business | SDVOSB |  |         |
- ② As appropriate, Bidder shall indicate if Subcontractor is certified by:
- |  |        |  |          |
|--|--------|--|----------|
| City of San Diego                                    | CITY   | State of California Department of Transportation | CALTRANS |
| California Public Utilities Commission               | CPUC   |  |          |
| State of California's Department of General Services | CADoGS | City of Los Angeles                              | LA       |
| State of California                                  | CA     | U.S. Small Business Administration               | SBA      |

**The Bidder will not receive any subcontracting participation percentages if the Bidder fails to submit the required proof of certification.**

**NAMED EQUIPMENT/MATERIAL SUPPLIER LIST**

**\*\*\* PROVIDED FOR ILLUSTRATIVE PURPOSES ONLY \*\*\* TO BE SUBMITTED IN ELECTRONIC FORMAT ONLY \*\*\* SEE INSTRUCTIONS TO BIDDERS FOR FURTHER INFORMATION**

NAME, ADDRESS AND TELEPHONE NUMBER OF VENDOR/SUPPLIER	MATERIALS OR SUPPLIES	DOLLAR VALUE OF MATERIAL OR SUPPLIES	SUPPLIER (Yes/No)	MANUFACTURER (Yes/No)	MBE, WBE, DBE, DVBE, OBE, ELBE, SLBE, SDB, WoSB, HUBZone, OR SDVOSB <sup>①</sup>	WHERE CERTIFIED <sup>②</sup>
Name: _____ Address: _____ City: _____ State: _____ Zip: _____ Phone: _____ Email: _____						
Name: _____ Address: _____ City: _____ State: _____ Zip: _____ Phone: _____ Email: _____						

- ① As appropriate, Bidder shall identify Vendor/Supplier as one of the following and shall include a valid proof of certification (except for OBE, SLBE and ELBE):
- |   |        |  |         |
|---|--------|--|---------|
| Certified Minority Business Enterprise        | MBE    | Certified Woman Business Enterprise            | WBE     |
| Certified Disadvantaged Business Enterprise   | DBE    | Certified Disabled Veteran Business Enterprise | DVBE    |
| Other Business Enterprise                     | OBE    | Certified Emerging Local Business Enterprise   | ELBE    |
| Certified Small Local Business Enterprise     | SLBE   | Small Disadvantaged Business                   | SDB     |
| Woman-Owned Small Business                    | WoSB   | HUBZone Business                               | HUBZone |
| Service-Disabled Veteran Owned Small Business | SDVOSB |  |         |
- ② As appropriate, Bidder shall indicate if Vendor/Supplier is certified by:
- |  |        |  |          |
|--|--------|--|----------|
| City of San Diego                                    | CITY   | State of California Department of Transportation | CALTRANS |
| California Public Utilities Commission               | CPUC   |  |          |
| State of California's Department of General Services | CADoGS | City of Los Angeles                              | LA       |
| State of California                                  | CA     | U.S. Small Business Administration               | SBA      |

**The Bidder will not receive any subcontracting participation percentages if the Bidder fails to submit the required proof of certification.**



## **ELECTRONICALLY SUBMITTED FORMS**

**FAILURE TO FULLY COMPLETE AND SUBMIT ANY OF THE FOLLOWING FORMS WILL DEEM YOUR BID NON-RESPONSIVE.**

**PLANETBIDS WILL NOT ALLOW FOR BID SUBMISSIONS WITHOUT THE ATTACHMENT OF THESE FORMS**

The following forms are to be completed by the bidder and submitted (uploaded) electronically with the bid in PlanetBids.

- A. BID BOND – See Instructions to Bidders, Bidders Guarantee of Good Faith (Bid Security) for further instructions**
- B. CONTRACTOR’S CERTIFICATION OF PENDING ACTIONS**
- C. MANDATORY DISCLOSURE OF BUSINESS INTERESTS FORM**
- D. DEBARMENT AND SUSPENSION CERTIFICATION FOR PRIME CONTRACTOR**
- E. DEBARMENT AND SUSPENSION CERTIFICATION FOR SUBCONTRACTORS, SUPPLIERS AND MANUFACTURERS**

**BID BOND**

**See Instructions to Bidders, Bidder Guarantee of Good Faith  
(Bid Security)**

KNOW ALL MEN BY THESE PRESENTS,


That Southwest Pipeline and Trenchless Corp. as Principal,  
and Liberty Mutual Insurance Company as Surety, are held  
and firmly bound unto The City of San Diego hereinafter called "OWNER," in the sum  
of **10% OF THE TOTAL BID AMOUNT** for the payment of which sum, well and truly to be made, we  
bind ourselves, our heirs, executors, administrators, successors, and assigns, jointly and severally,  
firmly by these presents.

WHEREAS, said Principal has submitted a Bid to said OWNER to perform the WORK required under  
the bidding schedule(s) of the OWNER's Contract Documents entitled

Lake Murray Improvements 3 K-24-2255-DBB-3

NOW THEREFORE, if said Principal is awarded a contract by said OWNER and, within the time and in  
the manner required in the "Notice Inviting Bids" enters into a written Agreement on the form of  
agreement bound with said Contract Documents, furnishes the required certificates of insurance, and  
furnishes the required Performance Bond and Payment Bond, then this obligation shall be null and  
void, otherwise it shall remain in full force and effect. In the event suit is brought upon this bond by  
said OWNER and OWNER prevails, said Surety shall pay all costs incurred by said OWNER in such suit,  
including a reasonable attorney's fee to be fixed by the court.

SIGNED AND SEALED, this 21st day of February, 2024

Southwest Pipeline and Trenchless Corp. (SEAL)  
(Principal)  
By:  (Signature)  
Justin Duchaineau, President

Liberty Mutual Insurance Company (SEAL)  
(Surety)  
By:  (Signature)  
Noemi Quiroz, Attorney-in-Fact

(SEAL AND NOTARIAL ACKNOWLEDGEMENT OF SURETY)

**CALIFORNIA ALL-PURPOSE ACKNOWLEDGMENT**

**Civil Code § 1189**

A notary public or other officer completing this certificate verifies only the identity of the individual who signed the document to which this certificate is attached, and not the truthfulness, accuracy or validity of that document.

State of California )  
 ) ss  
County of Los Angeles )

On 2-21-24, before me, Maria Pena, Notary Public, personally appeared Noemi Quiroz, who proved to me on the basis of satisfactory evidence to be the person(s) whose name(s) is/are subscribed to the within instrument and acknowledged to me that he/she/they executed the same in his/her/their authorized capacity(ies), and that by his/her/their signature(s) on the instrument the person(s), or the entity upon behalf of which the person(s) acted, executed the instrument.

I certify under PENALTY OF PERJURY under the laws of the State of California that the foregoing paragraph is true and correct.

WITNESS my hand and official seal.



(Seal)

Signature:   
Maria Pena, Notary Public



This Power of Attorney limits the acts of those named herein, and they have no authority to bind the Company except in the manner and to the extent herein stated.

Liberty Mutual Insurance Company
The Ohio Casualty Insurance Company
West American Insurance Company

POWER OF ATTORNEY

KNOWN ALL PERSONS BY THESE PRESENTS: That The Ohio Casualty Insurance Company is a corporation duly organized under the laws of the State of New Hampshire, that Liberty Mutual Insurance Company is a corporation duly organized under the laws of the State of Massachusetts, and West American Insurance Company is a corporation duly organized under the laws of the State of Indiana (herein collectively called the "Companies"), pursuant to and by authority herein set forth, does hereby name, constitute and appoint Noemi Quiroz all of the city of Los Angeles, state of CA its true and lawful attorney-in-fact, with full power and authority hereby conferred to sign, execute and acknowledge the following surety bond:

Principal Name: Southwest Pipeline and Trenchless Corp.
Obligee Name: The City of San Diego
Surety Bond Number: Bid Bond Bond Amount: See Bond Form

IN WITNESS WHEREOF, this Power of Attorney has been subscribed by an authorized officer or official of the Companies and the corporate seals of the Companies have been affixed thereto this 21st day of February, 2024.



Liberty Mutual Insurance Company
The Ohio Casualty Insurance Company
West American Insurance Company

By: David M. Carey (handwritten signature)

David M. Carey, Assistant Secretary

STATE OF PENNSYLVANIA ss
COUNTY OF MONTGOMERY

On this 21st day of February, 2024, before me personally appeared David M. Carey, who acknowledged himself to be the Assistant Secretary of Liberty Mutual Insurance Company, The Ohio Casualty Company, and West American Insurance Company, and that he, as such, being authorized so to do, execute the foregoing instrument for the purposes therein contained by signing on behalf of the corporations by himself as a duly authorized officer.

IN WITNESS WHEREOF, I have hereunto subscribed my name and affixed my notarial seal at Plymouth Meeting, Pennsylvania, on the day and year first above written.



Commonwealth of Pennsylvania - Notary Seal
Teresa Pastella, Notary Public
Montgomery County
My commission expires March 29, 2025
Commission number 1126044
Member, Pennsylvania Association of Notaries

By: Teresa Pastella (handwritten signature)
Teresa Pastella, Notary Public

This Power of Attorney is made and executed pursuant to and by authority of the following By-laws and Authorizations of The Ohio Casualty Insurance Company, Liberty Mutual Insurance Company, and West American Insurance Company which resolutions are now in full force and effect reading as follows:

ARTICLE IV - OFFICERS: Section 12. Power of Attorney.

Any officer or other official of the Corporation authorized for that purpose in writing by the Chairman or the President, and subject to such limitation as the Chairman or the President may prescribe, shall appoint such attorneys-in-fact, as may be necessary to act in behalf of the Corporation to make, execute, seal, acknowledge and deliver as surety any and all undertakings, bonds, recognizances and other surety obligations. Such attorneys-in-fact, subject to the limitations set forth in their respective powers of attorney, shall have full power to bind the Corporation by their signature and execution of any such instruments and to attach thereto the seal of the Corporation. When so executed, such instruments shall be as binding as if signed by the President and attested to by the Secretary. Any power or authority granted to any representative or attorney-in-fact under the provisions of this article may be revoked at any time by the Board, the Chairman, the President or by the officer or officers granting such power or authority.

ARTICLE XIII - Execution of Contracts: Section 5. Surety Bonds and Undertakings.

Any officer of the Company authorized for that purpose in writing by the chairman or the president, and subject to such limitations as the chairman or the president may prescribe, shall appoint such attorneys-in-fact, as may be necessary to act in behalf of the Company to make, execute, seal, acknowledge and deliver as surety any and all undertakings, bonds, recognizances and other surety obligations. Such attorneys-in-fact, subject to the limitations set forth in their respective powers of attorney, shall have full power to bind the Company by their signature and execution of any such instruments and to attach thereto the seal of the Company. When so executed such instruments shall be as binding as if signed by the president and attested by the secretary.

Certificate of Designation - The President of the Company, acting pursuant to the Bylaws of the Company, authorizes David M. Carey, Assistant Secretary to appoint such attorneys-in-fact as may be necessary to act on behalf of the Company to make, execute, seal, acknowledge and deliver as surety any and all undertakings, bonds, recognizances and other surety obligations.

Authorization - By unanimous consent of the Company's Board of Directors, the Company consents that facsimile or mechanically reproduced signature of any assistant secretary of the Company, wherever appearing upon a certified copy of any power of attorney issued by the Company in connection with surety bonds, shall be valid and binding upon the Company with the same force and effect as though manually affixed.

I, Renee C. Llewellyn, the undersigned, Assistant Secretary, of Liberty Mutual Insurance Company, The Ohio Casualty Insurance Company, and West American Insurance Company do hereby certify that this power of attorney executed by said Companies is in full force and effect and has not been revoked.

IN TESTIMONY WHEREOF, I have hereunto set my hand and affixed the seals of said Companies this 21st day of February, 2024.



By: Renee C. Llewellyn (handwritten signature)

Renee C. Llewellyn, Assistant Secretary

Not valid for mortgage, note, loan, letter of credit, currency rate, interest rate or residual value guarantees.

For bond and/or Power of Attorney (POA) verification inquiries, please call 610-832-8240 or email HOSUR@libertymutual.com.

**CONTRACTOR'S CERTIFICATION OF PENDING ACTIONS**


As part of its bid or proposal (Non-Price Proposal in the case of Design-Build contracts), the Bidder shall provide to the City a list of all instances within the past 10 years where a complaint was filed or pending against the Bidder in a legal or administrative proceeding alleging that Bidder discriminated against its employees, subcontractors, vendors or suppliers, and a description of the status or resolution of that complaint, including any remedial action taken.

CHECK ONE BOX ONLY.

- The undersigned certifies that within the past 10 years the Bidder has NOT been the subject of a complaint or pending action in a legal administrative proceeding alleging that Bidder discriminated against its employees, subcontractors, vendors or suppliers.
  
- The undersigned certifies that within the past 10 years the Bidder has been the subject of a complaint or pending action in a legal administrative proceeding alleging that Bidder discriminated against its employees, subcontractors, vendors or suppliers. A description of the status or resolution of that complaint, including any remedial action taken and the applicable dates is as follows:

DATE OF CLAIM	LOCATION	DESCRIPTION OF CLAIM	LITIGATION (Y/N)	STATUS	RESOLUTION/REMEDIAL ACTION TAKEN

Contractor Name: Southwest Pipeline and Trenchless Corp.

Certified By Justin Duchaineau Title President  
Name  
  
Signature Date 2/22/24

**USE ADDITIONAL FORMS AS NECESSARY**

## Mandatory Disclosure of Business Interests Form

### BIDDER/PROPOSER INFORMATION

Legal Name		DBA	
Southwest Pipeline and Trenchless Corp.			
Street Address	City	State	Zip
22118 S. Vermont Ave. Torrance		CA	90502
Contact Person, Title		Phone	Fax
Rob Bolger, Secretary		310-329-8717	310-329-0981

Provide the name, identity, and precise nature of the interest\* of all persons who are directly or indirectly involved\*\* in this proposed transaction (SDMC § 21.0103).

\* The precise nature of the interest includes:

- the percentage ownership interest in a party to the transaction,
- the percentage ownership interest in any firm, corporation, or partnership that will receive funds from the transaction, the value of any financial interest in the transaction,
- any contingent interest in the transaction and the value of such interest should the contingency be satisfied, and any philanthropic, scientific, artistic, or property interest in the transaction.

\*\* Directly or indirectly involved means pursuing the transaction by:

- communicating or negotiating with City officers or employees,
- submitting or preparing applications, bids, proposals or other documents for purposes of contracting with the City, or directing or supervising the actions of persons engaged in the above activity.

Name	Title/Position
Justin Duchaineau	President
City and State of Residence	Employer (if different than Bidder/Proposer)
22118 S. Vermont Ave. Torrance, CA	
Interest in the transaction	
50%	

Name	Title/Position
Rob Bolger	Secretary
City and State of Residence	Employer (if different than Bidder/Proposer)
22118 S. Vermont Ave. Torrance, CA	
Interest in the transaction	
50%	

### \* Use Additional Pages if Necessary \*

Under penalty of perjury under the laws of the State of California, I certify that I am responsible for the completeness and accuracy of the responses contained herein, and that all information provided is true, full and complete to the best of my knowledge and belief. I agree to provide written notice to the Mayor or Designee within five (5) business days if, at any time, I learn that any portion of this Mandatory Disclosure of Business Interests Form requires an updated response. Failure to timely provide the Mayor or Designee with written notice is grounds for Contract termination.

Justin Duchaineau, President		2/22/24
Print Name, Title	Signature	Date

**Failure to sign and submit this form with the bid/proposal shall make the bid/proposal non-responsive. In the case of an informal solicitation, the contract will not be awarded unless a signed and completed Mandatory Disclosure of Business Interests Form is submitted.**



**DEBARMENT AND SUSPENSION CERTIFICATION**  
**PRIME CONTRACTOR**  
**FAILURE TO COMPLETE AND SUBMIT AT TIME OF BID SHALL RENDER BID NON-RESPONSIVE**

EFFECT OF DEBARMENT OR SUSPENSION
<p>To promote integrity in the City's contracting processes and to protect the public interest, the City shall only enter into contracts with responsible- bidders and contractors. In accordance with San Diego Municipal Code §22.0814 (a): <i>Bidders and contractors</i> who have been <i>debarred</i> or <i>suspended</i> are excluded from submitting bids, submitting responses to requests for proposal or qualifications, receiving <i>contract</i> awards, executing <i>contracts</i>, participating as a <i>subcontractor</i>, employee, agent or representative of another <i>person</i> contracting with the City.</p>

As part of its bid or proposal (Non-Price Proposal in the case of Design-Build contracts), the Bidder shall provide to the City a list of Names of the Principal Individual owner(s).

The names of all persons interested in the foregoing proposal as Principals are as follows:

NAME	TITLE
Justin Duchaineau	President
Rob Bolger	Secretary
Koji Kuwada	Treasurer

**IMPORTANT NOTICE:** If Bidder or other interested person is a corporation, state secretary, treasurer, and manager thereof; if a co-partnership, state true name of firm, also names of all individual co-partners composing firm; if Bidder or other interested person is an individual, state first and last names in full.

The Bidder, under penalty of perjury, certifies that, except as noted below, he/she or any person associated therewith in the capacity of owner, partner, director, officer, manager:

- Is not currently under suspension, debarment, voluntary exclusion, or determination of ineligibility by any Federal, State or local agency;
- has not been suspended, debarred, voluntarily excluded or determined ineligible by any Federal, State or local agency within the past 3 years;
- does not have a proposed debarment pending; and
- has not been indicted, convicted, or had a civil judgment rendered against it by a court of competent jurisdiction in any matter involving fraud or official misconduct within the past 3 years.

If there are any exceptions to this certification, insert the exceptions in the following space.

Exceptions will be considered in determining bidder responsibility. For any exception noted above, indicate below to whom it applies, initiating agency, and dates of action.

Contractor Name: Southwest Pipeline and Trenchlees Corp.

Certified By Justin Duchaineau Title President


Name

Date 2/22/24

Signature

**NOTE:** Providing false information may result in criminal prosecution or administrative sanctions.

**DEBARMENT AND SUSPENSION CERTIFICATION**  
**SUBCONTRACTORS, SUPPLIERS AND MANUFACTURERS**  
**\*TO BE COMPLETED BY BIDDER\***  
**FAILURE TO COMPLETE AND SUBMIT AT TIME OF BID SHALL RENDER BID NON-RESPONSIVE**

Names of the Principal individual owner(s)

As part of its bid or proposal (Non-Price Proposal in the case of Design-Build contracts), the Bidder shall provide to the City a list of Names of the Principal Individual owner(s) for their subcontractor/supplier/manufacturers.

Please indicate if principal owner is serving in the capacity of **subcontractor**, **supplier**, and/or **manufacturer**:

SUBCONTRACTOR                       SUPPLIER                       MANUFACTURER

NAME	TITLE
Easy Flow- Adam Wilson	Owner

SUBCONTRACTOR                       SUPPLIER                       MANUFACTURER

NAME	TITLE
Piperin- Craig Barry	Owner

SUBCONTRACTOR                       SUPPLIER                       MANUFACTURER

NAME	TITLE
Techno Coatings- Alan Pott	Owner

SUBCONTRACTOR                       SUPPLIER                       MANUFACTURER

NAME	TITLE

Contractor Name: Southwest Pipeline and Trenchless Corp.

Certified By Justin Duchaineau Title President

  
 Name \_\_\_\_\_ Date 2/22/24  
 Signature \_\_\_\_\_

**\*USE ADDITIONAL FORMS AS NECESSARY\*\***

## Bid Results

### Bidder Details

**Vendor Name** Southwest Pipeline and Trenchless Corp.  
**Address** 22118 S. Vermont Avenue  
Torrance, California 90502  
United States  
**Respondee** Rob Bolger  
**Respondee Title** Esimtator  
**Phone** 310-329-8717  
**Email** rbolger@swpipeline.com  
**Vendor Type** CADIR  
**License #** 773862  
**CADIR** 1000002176

### Bid Detail

**Bid Format** Electronic  
**Submitted** 02/22/2024 1:25 PM (PST)  
**Delivery Method**  
**Bid Responsive**  
**Bid Status** Submitted  
**Confirmation #** 365230

### Respondee Comment

### Buyer Comment

### Attachments

File Title	File Name	File Type
Lake Murray Pending Action.pdf	Lake Murray Pending Action.pdf	Contractor's Certification of Pending Actions
Lake Murray Business Interest Use.pdf	Lake Murray Business Interest Use.pdf	Mandatory Disclosure of Business Interests Form
Lake Murray Debarment Prime.pdf	Lake Murray Debarment Prime.pdf	Prime Contractor - Debarment and Suspension Certification
Lake Murray Debarment Sub.pdf	Lake Murray Debarment Sub.pdf	Subcontractor - Debarment and Suspension Certification
Bid Bond Exe.pdf	Bid Bond Exe.pdf	Bid Bond

## Subcontractors

Showing 3 Subcontractors

Name & Address	Desc	License Num	CADIR	Amount	Type
<b>Easy Flow</b> 12530 Stowe Dr Poway, California 92064	Constructor- Sewer Lateral Rehab and Cleanout, Clean and Video	960845	1000010925	\$1,644,332.00	CADIR, SLBE, CAU, MALE, Local
<b>Piperin Corporation</b> 510 Venture Street Escondido, California 92029	Constructor- Mainline Open Cut, Manholes	964028	1000000485	\$494,000.00	CADIR, SLBE, Local
<b>Techno Coatings, Inc.</b> 1391 S. Allec St. Anaheim, California 92805	Constructor- Manhole Rehabilitation	296517	1000005841	\$199,066.00	PQUAL

## Line Items

Discount Terms No Discount

Item #	Item Code	Type	Item Description	UOM	QTY	Unit Price	Line Total	Response	Comment
							<b>Main Bid</b>		
							<b>\$5,062,210.50</b>		
1	524126		Bonds (Payment and Performance)	LS	1	\$48,000.00	\$48,000.00	Yes	
2	237110		Sewage Bypass and Pumping Plan (Diversion Plan)	LS	1	\$30,000.00	\$30,000.00	Yes	
3	237110		Mobilization	LS	1	\$200,000.00	\$200,000.00	Yes	
4			Field Orders (EOC Type II)	AL	1	\$200,000.00	\$200,000.00	Yes	
5	237110		Manhole (4 ft x 3 ft)	EA	7	\$25,000.00	\$175,000.00	Yes	
6	237110		Sewer Main Cleanout	EA	24	\$10,000.00	\$240,000.00	Yes	
7	237110		Cleaning and Video Inspection of Existing Pipelines and Culverts	LF	26053	\$2.50	\$65,132.50	Yes	
8	237110		Video Inspection of Pipelines and Culverts for Acceptance	LF	26053	\$2.00	\$52,106.00	Yes	
9	238990		Video Recording of Existing Conditions	LS	1	\$2,500.00	\$2,500.00	Yes	
10	237110		Point Repair for Existing Sewer Main (8-Inch)	EA	9	\$8,000.00	\$72,000.00	Yes	
11	237110		Additional Point Repair for Existing Sewer Main (8-Inch)	LF	5	\$1,000.00	\$5,000.00	Yes	
12	237110		Rehabilitate Sewer Main (8-Inch)	LF	25172	\$39.00	\$981,708.00	Yes	
13	237110		Rehabilitate Sewer Main (10-Inch)	LF	881	\$44.00	\$38,764.00	Yes	
14	237110		Rehabilitate Existing Manhole	EA	118	\$2,300.00	\$271,400.00	Yes	
15	237110		Service Lateral Rehabilitation with Cleanout	EA	658	\$2,900.00	\$1,908,200.00	Yes	
16	237110		Service Lateral Connection	EA	658	\$1,150.00	\$756,700.00	Yes	
17	541330		WPCP Development	LS	1	\$700.00	\$700.00	Yes	
18	237310		WPCP Implementation	LS	1	\$15,000.00	\$15,000.00	Yes	

## Line Item Subtotals

Section Title	Line Total
Main Bid	\$5,062,210.50
Grand Total	\$5,062,210.50